



US00D859084S

(12) **United States Design Patent** (10) **Patent No.:** **US D859,084 S**
Lee (45) **Date of Patent:** **** Sep. 10, 2019**

(54) **SEASONING CONTAINER**

(71) Applicant: **Lock & Lock Co., Ltd.**, Asan-si,
Chungcheongnam-do (KR)

(72) Inventor: **Youn Jung Lee**, Guri-si (KR)

(73) Assignee: **LOCK & LOCK CO., LTD.**, Asan-si
(KR)

(**) Term: **15 Years**

(21) Appl. No.: **29/627,759**

(22) Filed: **Nov. 29, 2017**

(30) **Foreign Application Priority Data**

May 30, 2017 (KR) 30-2017-0024508

(51) **LOC (12) Cl.** **07-01**

(52) **U.S. Cl.**
USPC **D7/591**

(58) **Field of Classification Search**

USPC ... D7/602, 605-607, 619.1, 629-630, 300.1,
D7/591, 596, 608, 612, 624.2;
D9/500-504, 529, 763, 772, 776, 432,
D9/567-568, 571, 770, 447-448, 530,
D9/685, 416, 430, 518, 572;
206/139-144, 216-217, 528-529, 537,
206/540, 549, 531-534
CPC B65D 81/24; B65D 2501/0081; B65D
65/18; A47G 23/04; A47J 41/00; A23C
9/1524; A23C 9/1307; A23L 3/24; A23P
20/18

See application file for complete search history.

(56) **References Cited**

U.S. PATENT DOCUMENTS

D135,273 S * 3/1943 Hickman D27/189
D202,133 S * 8/1965 Marchant D9/424
3,252,492 A * 5/1966 Marchant B65D 47/0885
215/10

D311,334 S * 10/1990 Flynn D7/629
D326,391 S * 5/1992 Verchere D34/7
D335,452 S * 5/1993 Crawford D7/591
D393,570 S * 4/1998 Zeller D7/591
D408,588 S * 4/1999 Zorovich D28/66
D448,295 S * 9/2001 Mozes D7/591

(Continued)

FOREIGN PATENT DOCUMENTS

JP D1521036 * 4/2015
JP D1605397 * 6/2018
KR 300852106-0000 * 4/2016

Primary Examiner — Shannon W Morgan

Assistant Examiner — Altaira J Swangin

(74) *Attorney, Agent, or Firm* — Stein IP, LLC

(57) **CLAIM**

The ornamental design for a seasoning container, as shown and described.

DESCRIPTION

FIG. 1 is a top, front right perspective view of a seasoning container;

FIG. 2 is a front view of the design;

FIG. 3 is a rear view of the design;

FIG. 4 is a left-side view of the design;

FIG. 5 is a right-side view of the design;

FIG. 6 is a top plan view of the design;

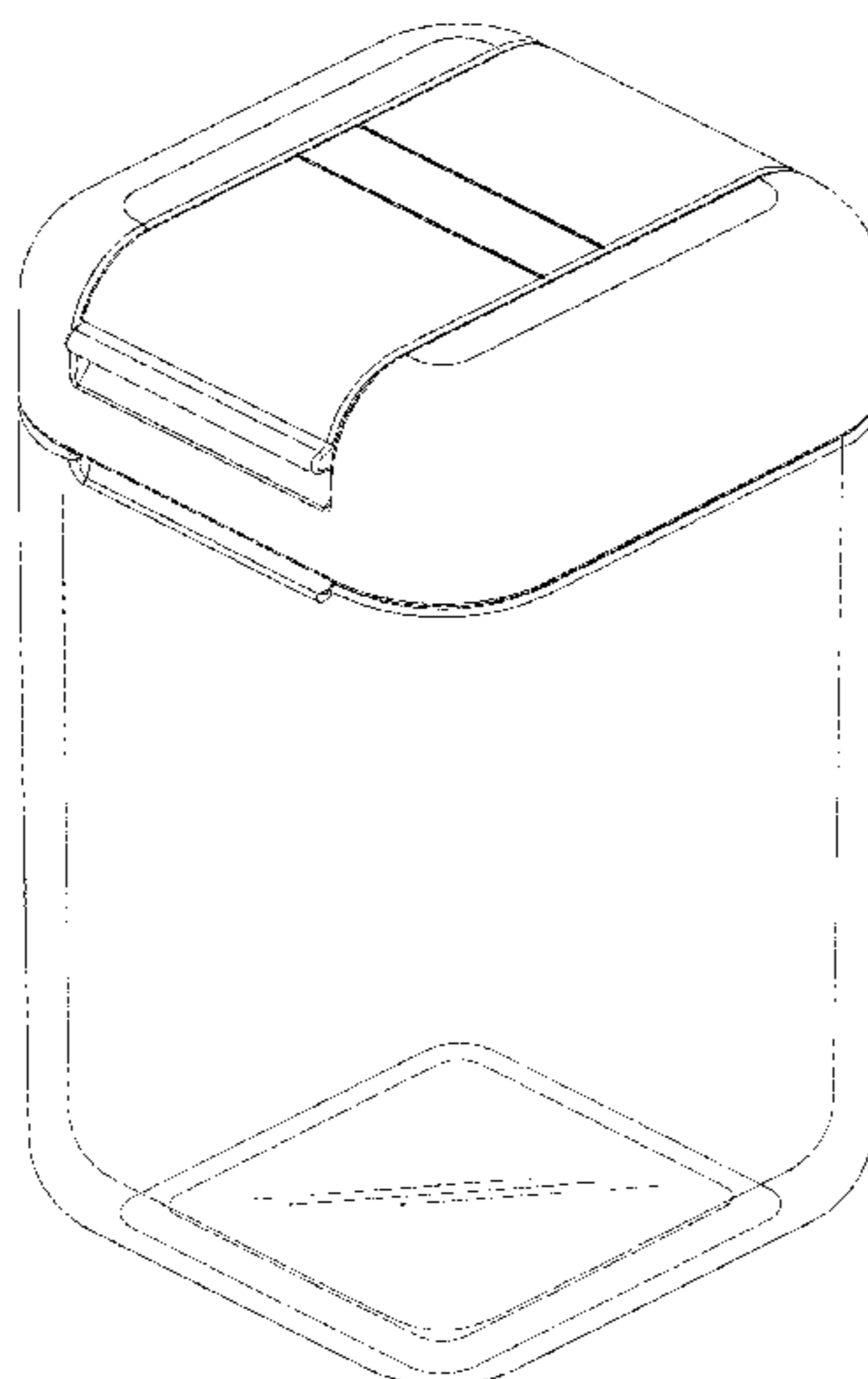
FIG. 7 is a bottom plan view of the design; and,

FIG. 8 is an exploded top, front, right perspective, showing the design with the lid in an alternative position and removed from the container body in order to show aspects of the design not otherwise apparent.

The short dash-long dash broken lines in FIG. 8 indicate the path along which the lid has been exploded from the container body.

The wire frame lines, shown throughout the views, are intended to indicate surface contour and are not intended to be surface ornamentation.

1 Claim, 8 Drawing Sheets



(56)

References Cited

U.S. PATENT DOCUMENTS

6,422,411 B1 * 7/2002 Gray B65D 21/022
 220/214
 D480,561 S * 10/2003 Simon D3/294
 D481,942 S * 11/2003 Elgebrant D9/424
 D492,200 S * 6/2004 Solowiejko D9/416
 D503,037 S * 3/2005 Terronez D3/215
 D544,309 S * 6/2007 Gutekunst D7/591
 D544,789 S * 6/2007 Kaufman D7/612
 D545,186 S * 6/2007 Liebe D9/420
 D571,197 S * 6/2008 Sanfilippo D9/420
 D592,966 S * 5/2009 Nissen D9/560
 D611,770 S * 3/2010 Cummins D7/591
 D617,151 S * 6/2010 Olivari D7/629
 D619,424 S * 7/2010 Yang D7/615
 8,308,031 B2 * 11/2012 Vogel B65D 25/32
 215/901
 D748,468 S * 2/2016 Angeloni D9/420

D759,434 S * 6/2016 Duvigneau D7/615
 D761,551 S * 7/2016 Stueckemann D3/203.1
 D773,251 S * 12/2016 Shirley D7/589
 D817,116 S * 5/2018 Evans D7/629
 9,986,875 B2 * 6/2018 Mehdizadeh A47K 10/421
 D821,869 S * 7/2018 Cheng D9/424
 D834,377 S * 11/2018 Zoske D7/629
 2005/0040168 A1 * 2/2005 Solowiejko B65D 21/022
 220/254.2
 2006/0118556 A1 * 6/2006 Solowiejko B65D 21/022
 220/254.2
 2007/0056972 A1 * 3/2007 Solowiejko B65D 21/022
 220/254.2
 2010/0270301 A1 * 10/2010 Cronin B65D 43/14
 220/200
 2012/0018438 A1 * 1/2012 Widdison A47J 47/01
 220/663
 2018/0092478 A1 * 4/2018 Wilson B65D 47/0847

* cited by examiner

FIG. 1

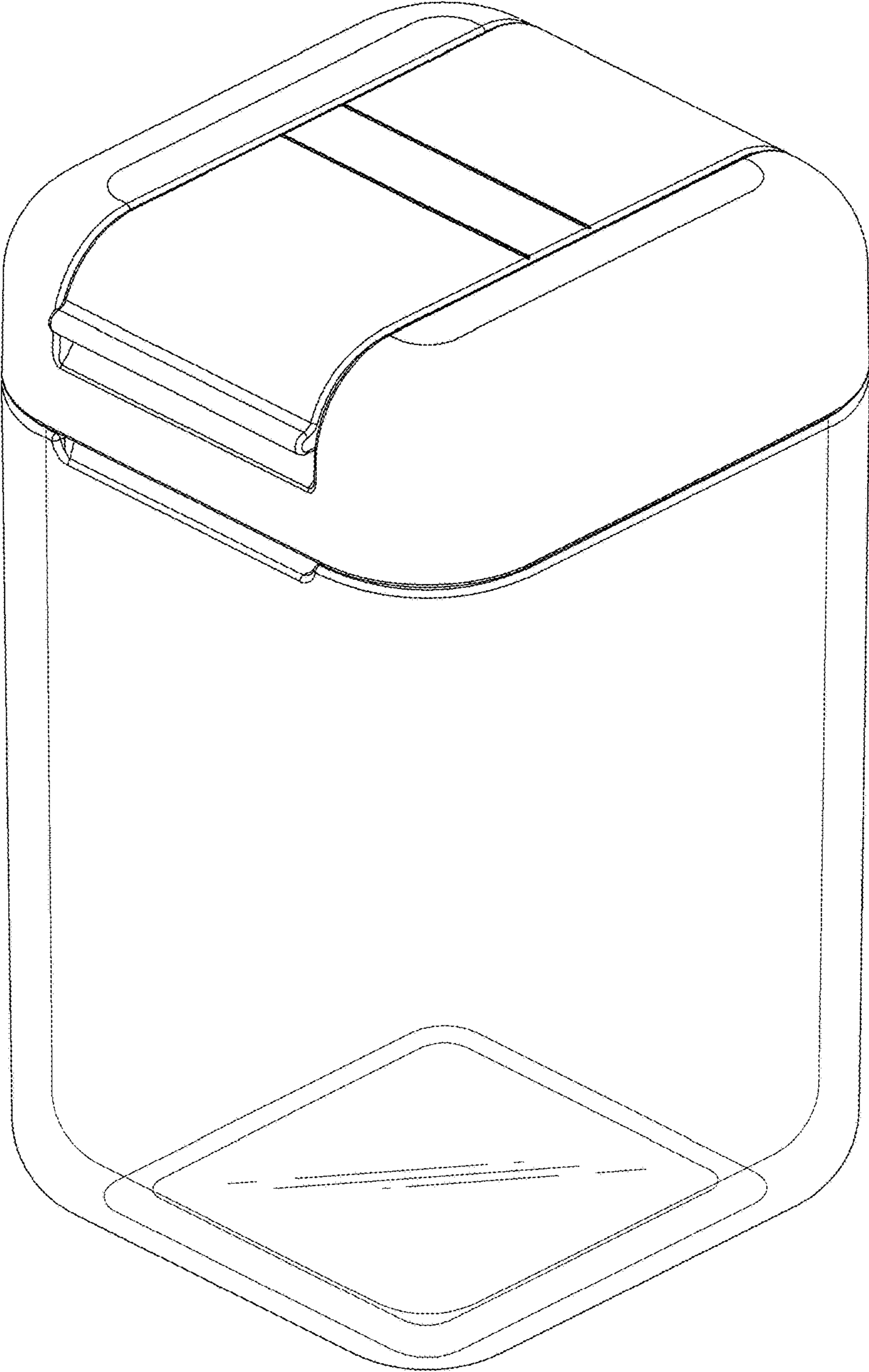


FIG. 2




FIG. 3




FIG. 4




FIG. 5




FIG. 6

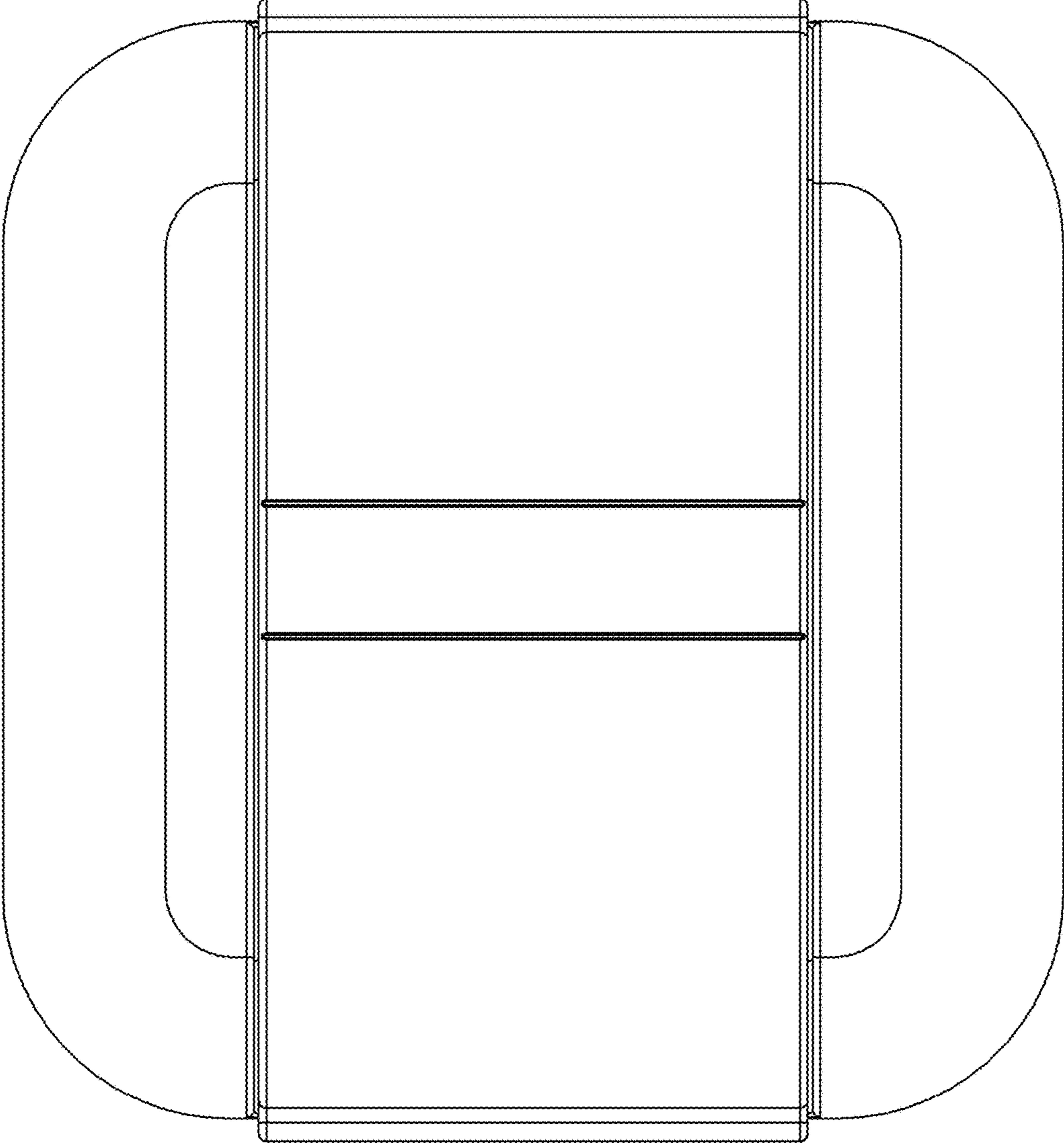


FIG. 7

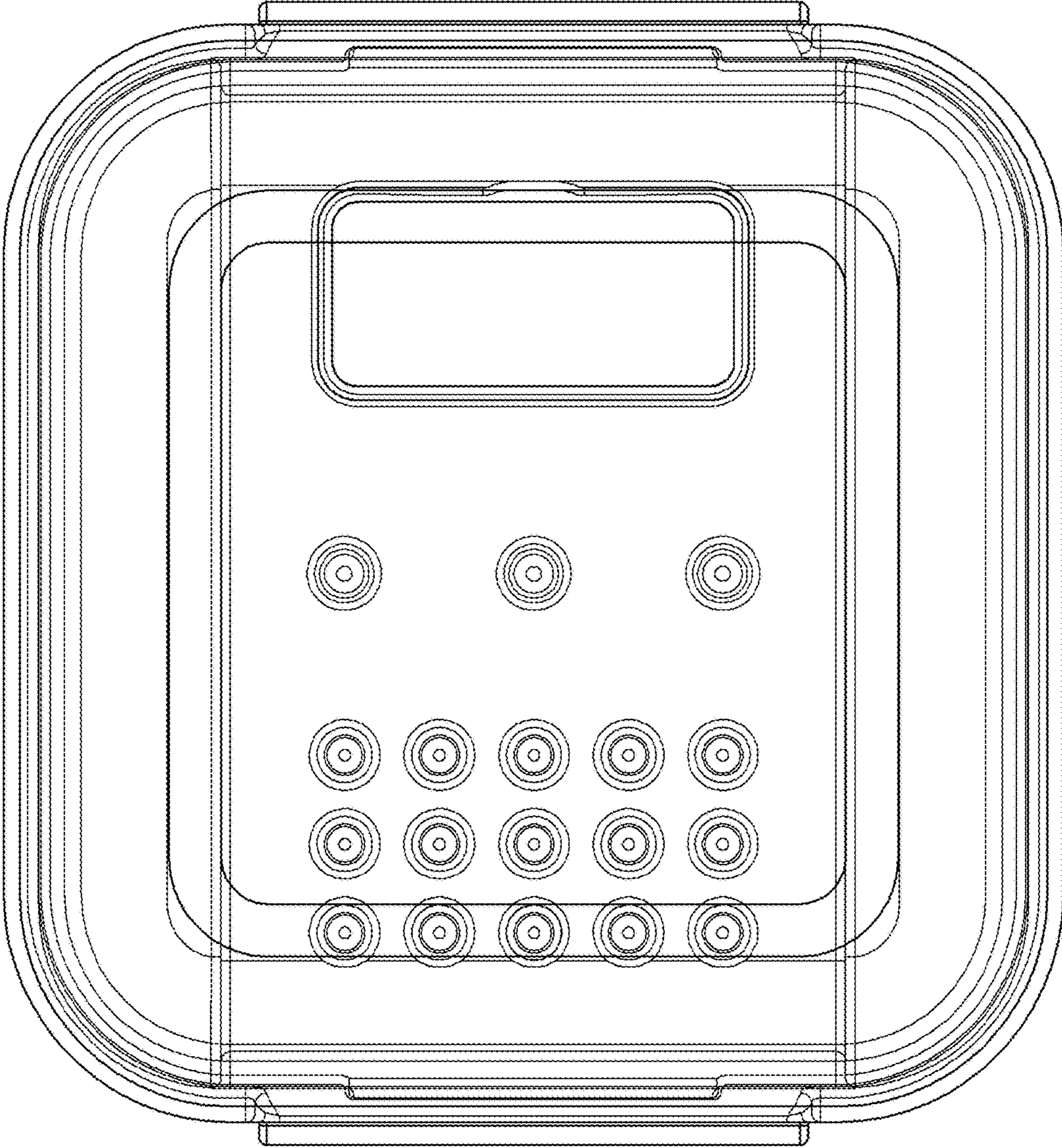


FIG. 8

