



US00D859083S

(12) **United States Design Patent** (10) **Patent No.:** **US D859,083 S**  
**De Oliveira** (45) **Date of Patent:** **\*\* Sep. 10, 2019**

(54) **TABLEWARE**

(71) Applicant: **GRESTEL—Produtos Cerâmicos, S.A., Vagos (PT)**

(72) Inventor: **Manuel António Torres De Oliveira, Vagos (PT)**

(73) Assignee: **GRESTEL—Produtos Ceramicos, S.A., Vagos (PT)**

(\*\*) Term: **15 Years**

(21) Appl. No.: **29/653,784**

(22) Filed: **Jun. 19, 2018**

(30) **Foreign Application Priority Data**

Dec. 19, 2017 (EP) ..... 004556256-0003

(51) **LOC (12) Cl.** ..... **07-01**

(52) **U.S. Cl.**  
USPC ..... **D7/584**

(58) **Field of Classification Search**  
USPC ..... 206/561; D7/557, 587, 558, 541, 584  
CPC ..... A47G 23/06  
See application file for complete search history.

(56) **References Cited**

**U.S. PATENT DOCUMENTS**

- 2,795,942 A \* 6/1957 Harris ..... A47G 19/02  
220/574
- D213,459 S \* 3/1969 Gulotta ..... D7/584
- D213,461 S \* 3/1969 Gulotta ..... D7/584
- D244,247 S \* 5/1977 Jensen ..... D7/545
- D353,519 S \* 12/1994 Wolfenden ..... D7/545
- D419,383 S \* 1/2000 Wellner ..... D7/543

- D484,750 S \* 1/2004 Ayers ..... D7/560
- D485,128 S \* 1/2004 Ayers ..... D7/560
- D492,159 S \* 6/2004 Carlson ..... D7/584
- D494,420 S \* 8/2004 Wellner ..... D7/587
- D494,818 S \* 8/2004 Jalet ..... D7/584
- D495,563 S \* 9/2004 Winde-Liu ..... D7/550.1
- D528,366 S \* 9/2006 Medard ..... D7/545
- D587,530 S \* 3/2009 Sarniak, III ..... D7/584
- D711,191 S \* 8/2014 Lee ..... D7/388
- D786,622 S \* 5/2017 Passot ..... D7/584
- D786,623 S \* 5/2017 Passot ..... D7/584
- D834,890 S \* 12/2018 Schommer ..... D7/500
- D837,604 S \* 1/2019 Ribeiro-Ramalhosa ..... D7/584

\* cited by examiner

*Primary Examiner* — Cynthia R Underwood

(74) *Attorney, Agent, or Firm* — Mark M. Friedman

(57) **CLAIM**

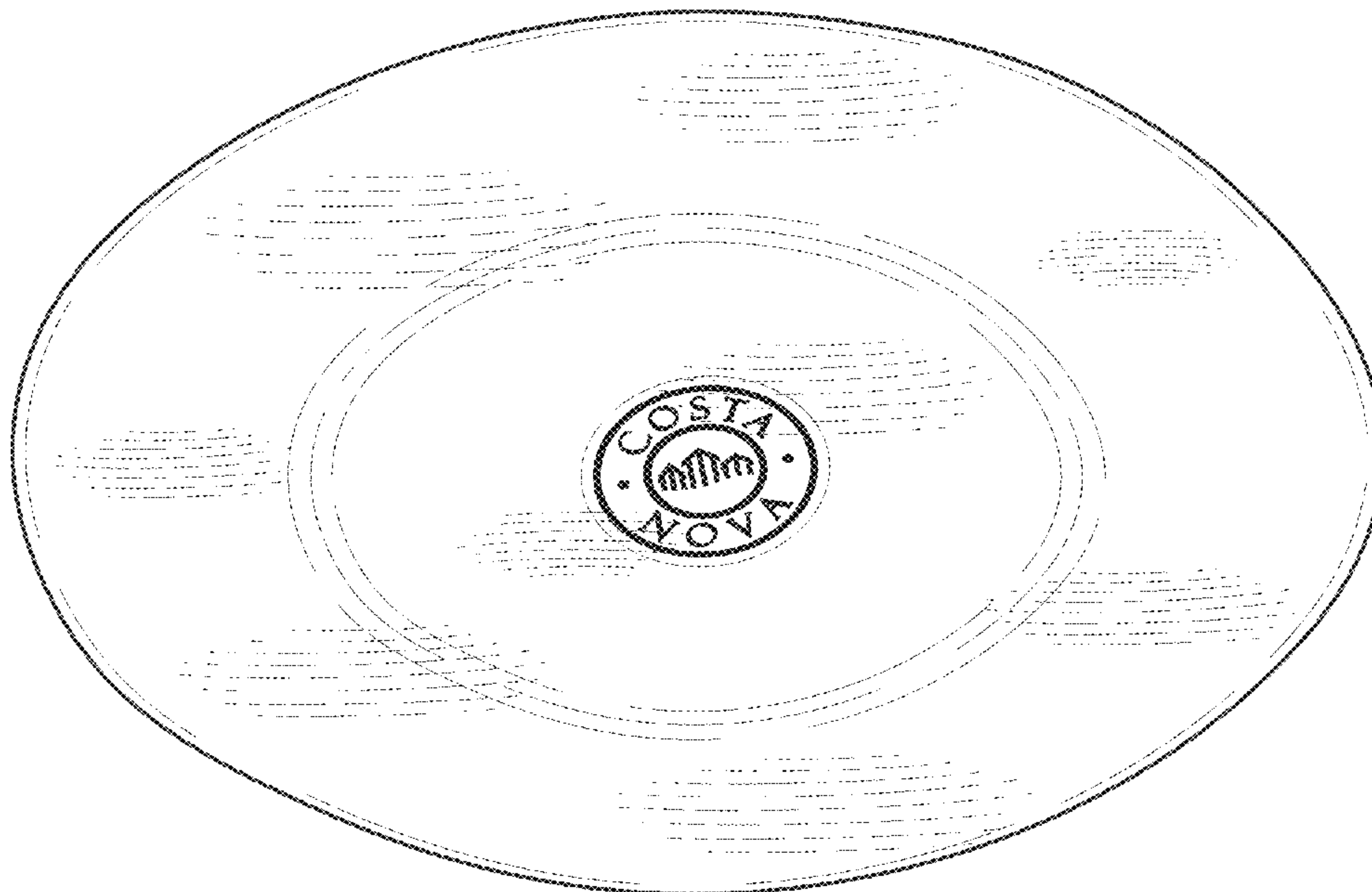
The ornamental design for tableware, as shown and described.

**DESCRIPTION**

FIG. 1 is a top view of tableware showing my design;  
 FIG. 2 is a sectional view taken from line 2-2 in FIG. 1;  
 FIG. 3 is a left side view thereof;  
 FIG. 4 is a right side view thereof;  
 FIG. 5 is a front view thereof;  
 FIG. 6 is a bottom view thereof;  
 FIG. 7 is a top perspective view thereof; and,  
 FIG. 8 is an enlarged view of the encircled portion in FIG. 1.

The rear view is a mirror image of the front view.  
 The broken lines encircling and referencing enlargements and the broken lines forming the cross-section markers form no part of the claimed design.

**1 Claim, 4 Drawing Sheets**



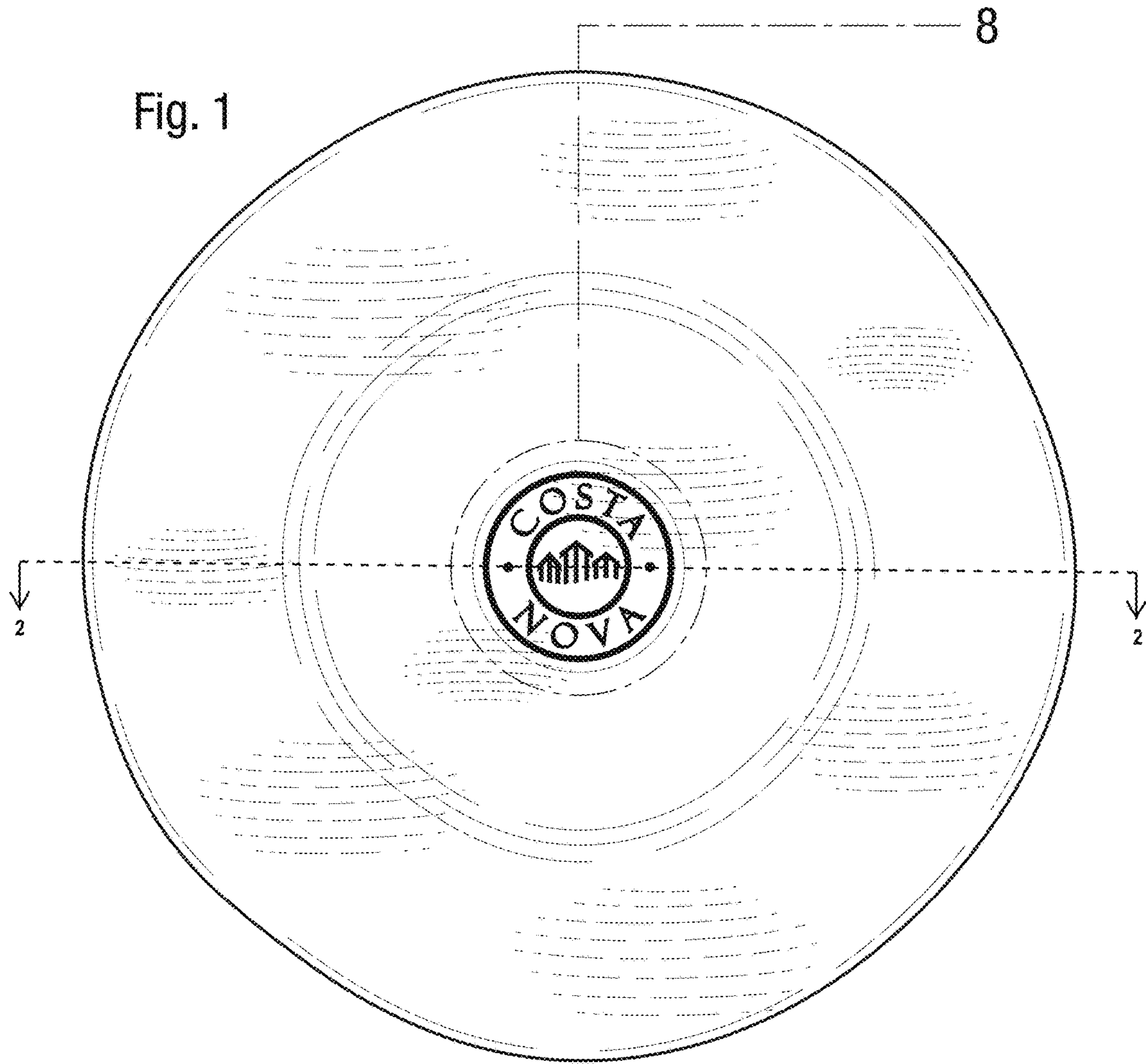


Fig. 2

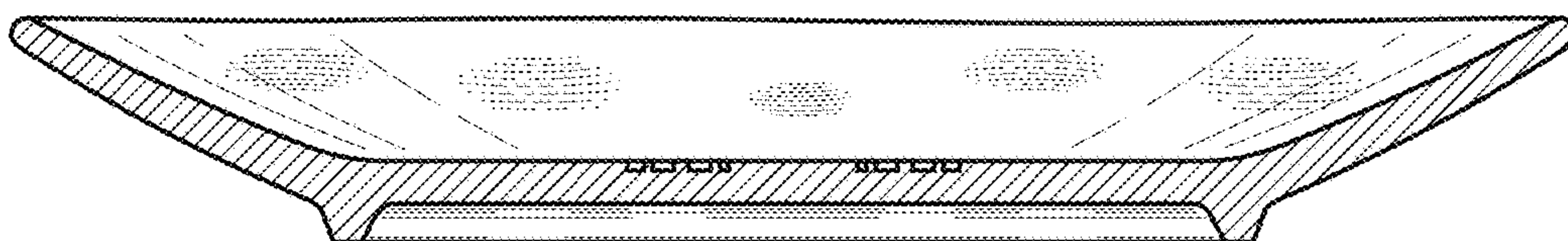


Fig. 3




Fig. 4




Fig. 5




Fig. 6

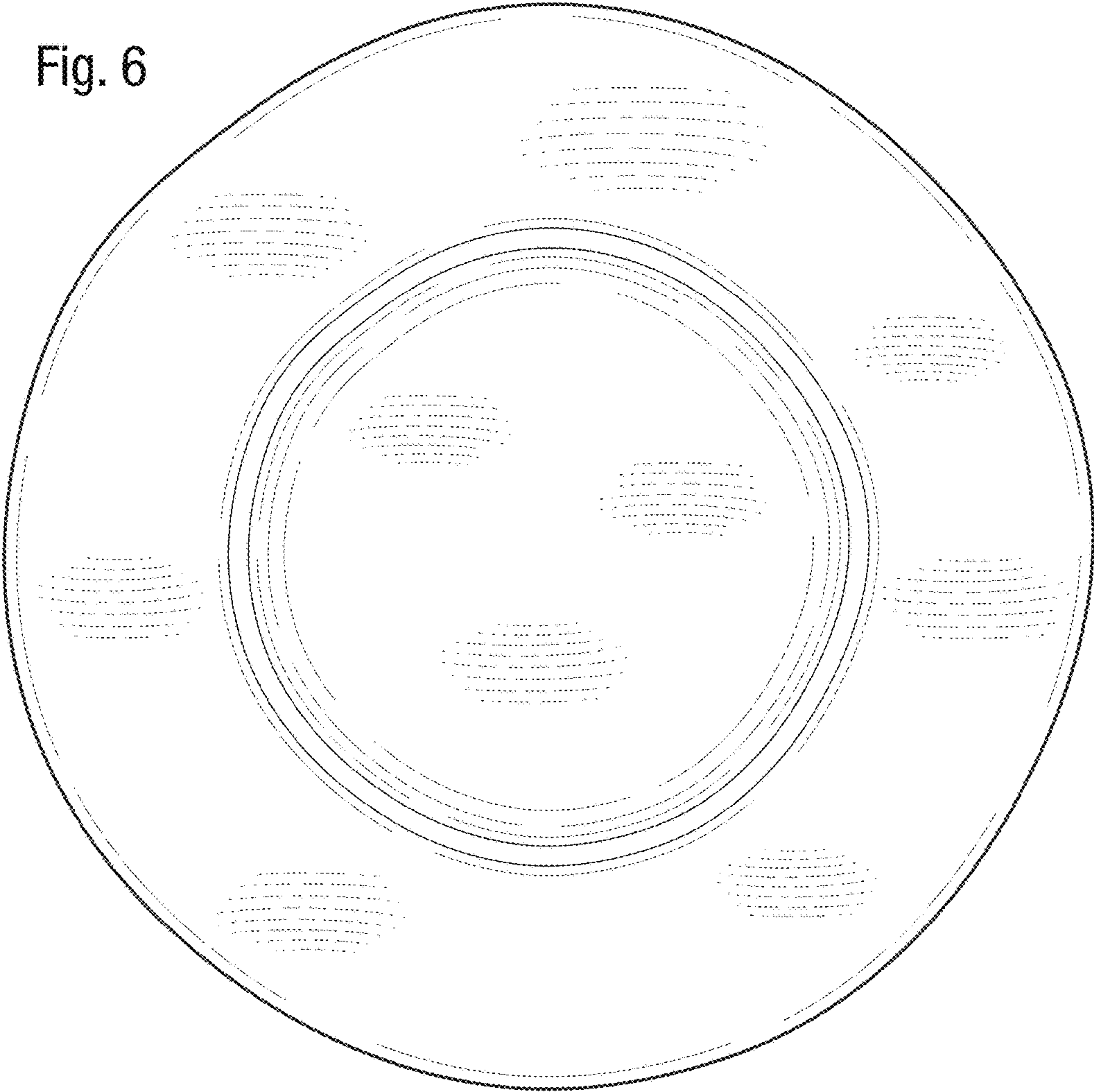




Fig. 7

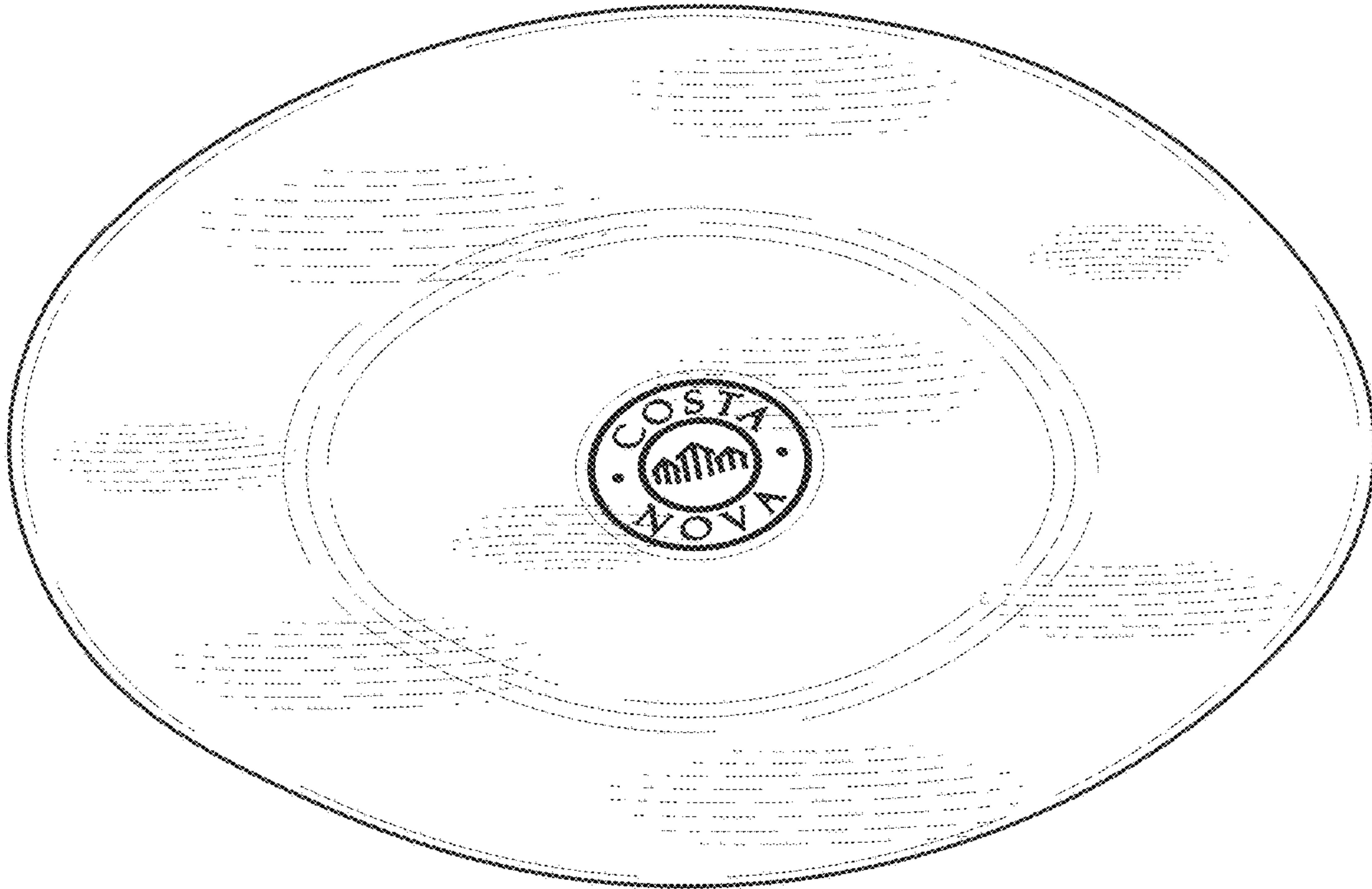


Fig. 8

