



US00D859058S

(12) **United States Design Patent** (10) **Patent No.:** **US D859,058 S**
Mirchandani et al. (45) **Date of Patent:** **** *Sep. 10, 2019**

(54) **COOKING APPARATUS**

(71) Applicant: **Tristar Products, Inc.**, Fairfield, NJ (US)
(72) Inventors: **Keith Mirchandani**, Fairfield, NJ (US);
Paul McGrath, Flanders, NJ (US);
James Mitrik, Long Pond, PA (US);
Alejandro G. Lozano, Guttenberg, NJ (US)

(73) Assignee: **Tristar Products, Inc.**, Fairfield, NJ (US)

(*) Notice: This patent is subject to a terminal disclaimer.

(**) Term: **15 Years**

(21) Appl. No.: **29/596,315**

(22) Filed: **Mar. 7, 2017**

Related U.S. Application Data

(63) Continuation-in-part of application No. 29/596,010, filed on Mar. 3, 2017, now Pat. No. Des. 830,110, (Continued)

(51) **LOC (12) Cl.** **07-02**

(52) **U.S. Cl.**
USPC **D7/359**; D7/354; D7/409

(58) **Field of Classification Search**
USPC D7/323, 354-361, 543, 545, 549, 550.1, D7/551.1, 553.1-553.8, 554.1-554.4, 555, D7/584, 586, 624.1; D9/430-433, D9/455-456, 737, 756-762
CPC A21B 3/00; A21B 3/13; A21B 3/15; A21B 3/134-135; A21B 5/00; A21B 5/02; A47G 19/02; A47G 23/03; A47J 36/022; A47J 36/025; A47J 36/027; A47J 37/00; A47J

(Continued)

(56) **References Cited**

U.S. PATENT DOCUMENTS

476,340 A * 6/1892 Wagandt A21B 3/13
99/430
2,080,125 A * 5/1937 Frost B65D 1/34
220/645

(Continued)

FOREIGN PATENT DOCUMENTS

DE 102013202315 A1 8/2014
GB 475619 A 11/1937
WO WO-9935059 A1 7/1999

Primary Examiner — Ricky Pham

(74) *Attorney, Agent, or Firm* — Bakos & Kritzer

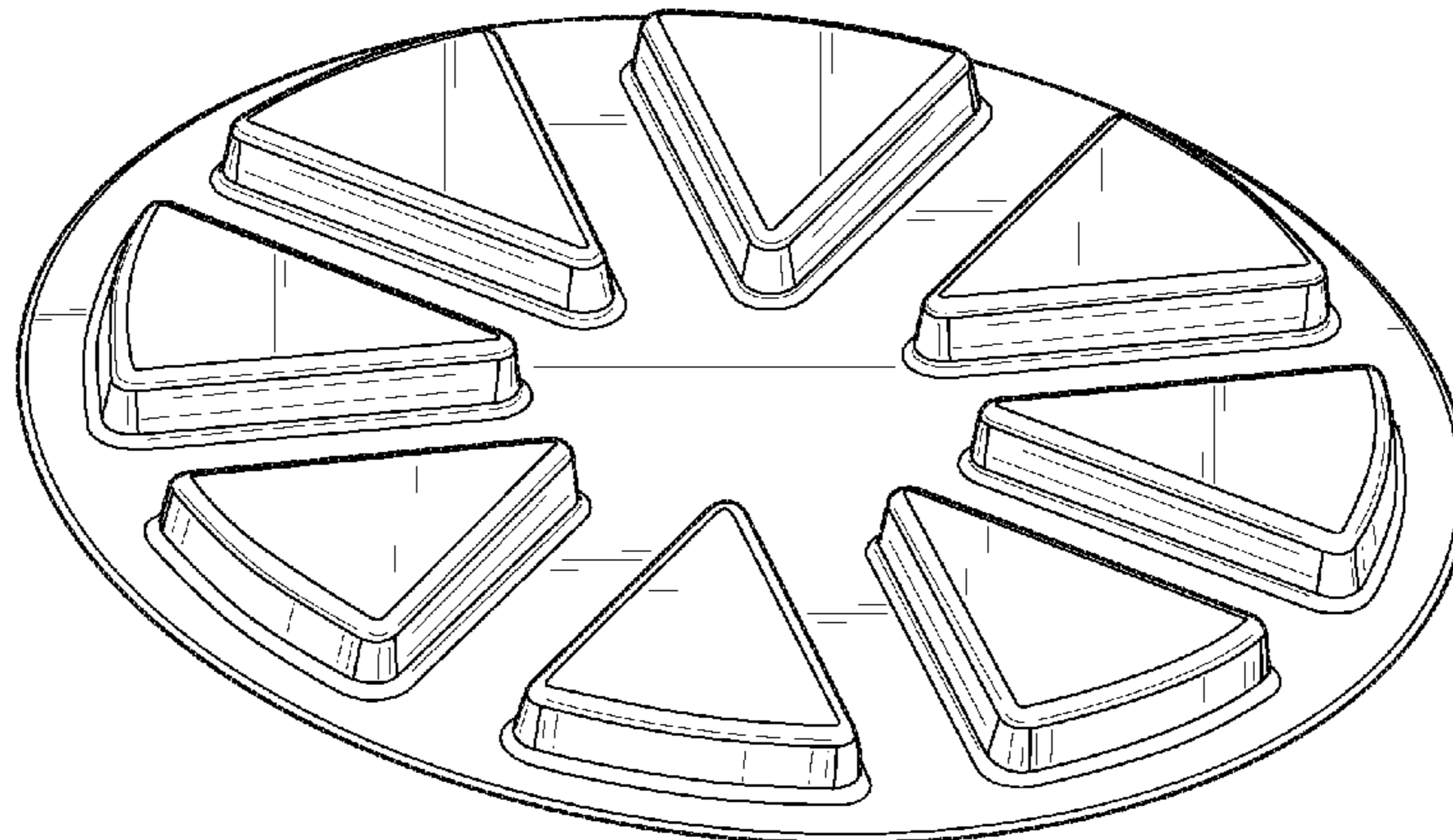
(57) **CLAIM**

The ornamental design for a cooking apparatus, as shown and described.

DESCRIPTION

FIG. 1 is a top perspective view of a first embodiment of a cooking apparatus in accordance with the subject disclosure. FIG. 2 is a top view of the cooking apparatus of FIG. 1. FIG. 3 is a bottom view of the cooking apparatus of FIG. 1. FIG. 4 is a front view of the cooking apparatus of FIG. 1. FIG. 5 is a rear view of the cooking apparatus of FIG. 1. FIG. 6 is another top perspective view of the cooking apparatus of FIG. 1. FIG. 7 is a bottom perspective view of the cooking apparatus of FIG. 1. FIG. 8 is a right side view of the cooking apparatus of FIG. 1. FIG. 9 is a left side view of the cooking apparatus of FIG. 1; and, FIG. 10 is a top perspective view of a second embodiment of the cooking apparatus of FIG. 1 indicating surface shading for metal.

1 Claim, 10 Drawing Sheets



Related U.S. Application Data

which is a continuation-in-part of application No. 29/596,040, filed on Mar. 3, 2017, now Pat. No. Des. 830,111.

(58) **Field of Classification Search**

CPC ... 37/04; B65D 1/22; B65D 1/24; B65D 1/34; B65D 1/36; B65D 5/48004; B65D 81/343; B65D 85/36

See application file for complete search history.

(56) **References Cited**

U.S. PATENT DOCUMENTS

2,700,284 A * 1/1955 Lyon, Jr. A47G 19/02
220/23.8
3,268,198 A * 8/1966 Swett A47G 23/03
248/346.11

3,771,713 A * 11/1973 Davidson B65D 5/48004
206/551
4,644,858 A 2/1987 Liotto et al.
D332,030 S * 12/1992 Kauffman D7/624.1
7,478,588 B2 1/2009 Miller et al.
D598,714 S * 8/2009 Aagaard D7/554.1
D616,698 S * 6/2010 Lion D7/354
D622,539 S 8/2010 Simon et al.
D677,973 S * 3/2013 Smallegan D7/354
8,534,188 B1 9/2013 Winfield
8,925,446 B2 1/2015 McPheron
9,107,421 B2 * 8/2015 Campbell A21B 3/135
9,532,676 B1 1/2017 Winfield
D817,696 S * 5/2018 Mirchandani D7/359
D830,111 S * 10/2018 Mirchandani D7/359
D830,130 S * 10/2018 Celebrero D7/551.1
2005/0217498 A1 10/2005 Miller et al.
2011/0088566 A1 4/2011 Doxie
2012/0308701 A1 12/2012 Campbell et al.

* cited by examiner

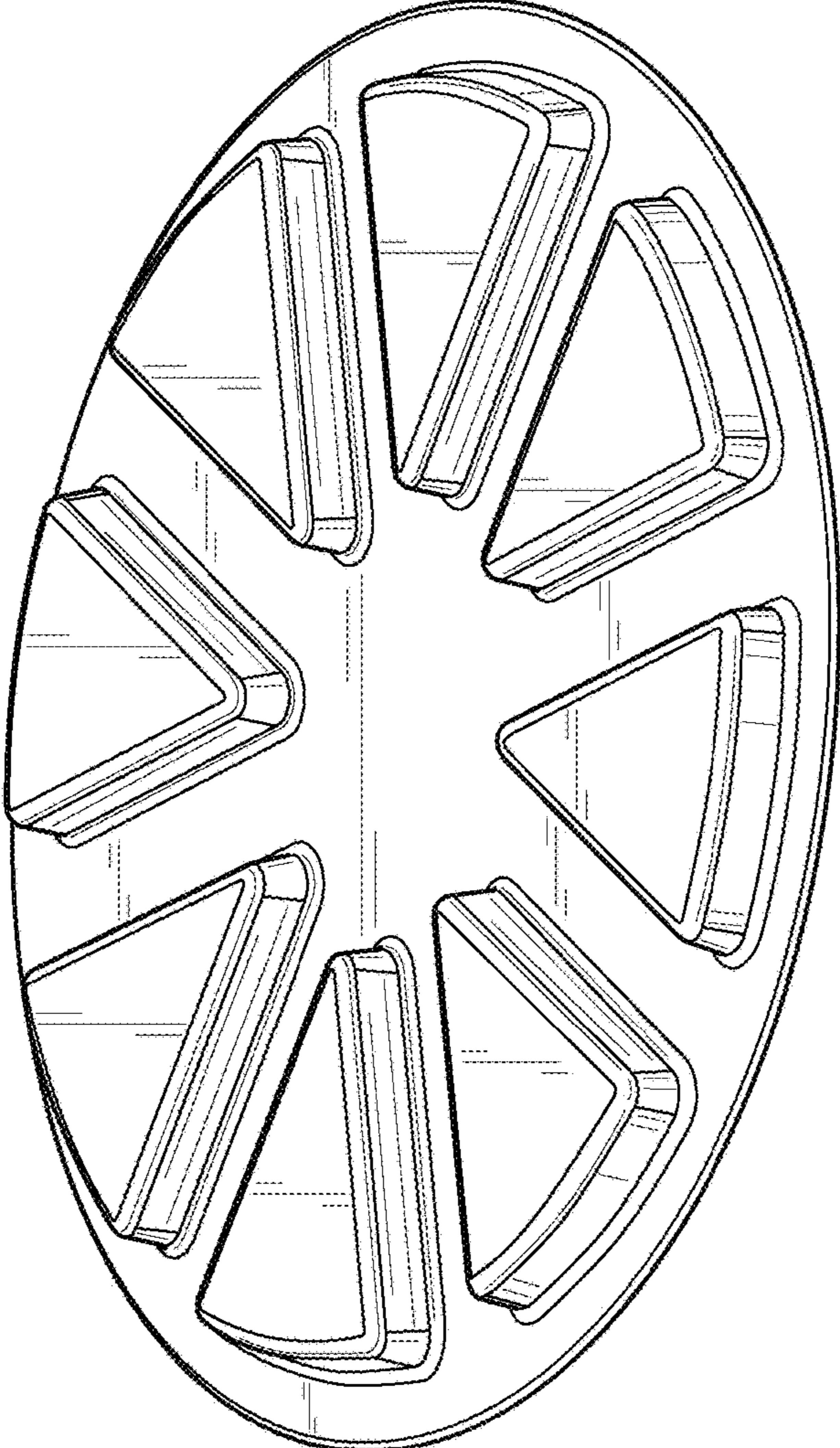


FIG. 1




FIG. 2




FIG. 3



FIG. 4



FIG. 5

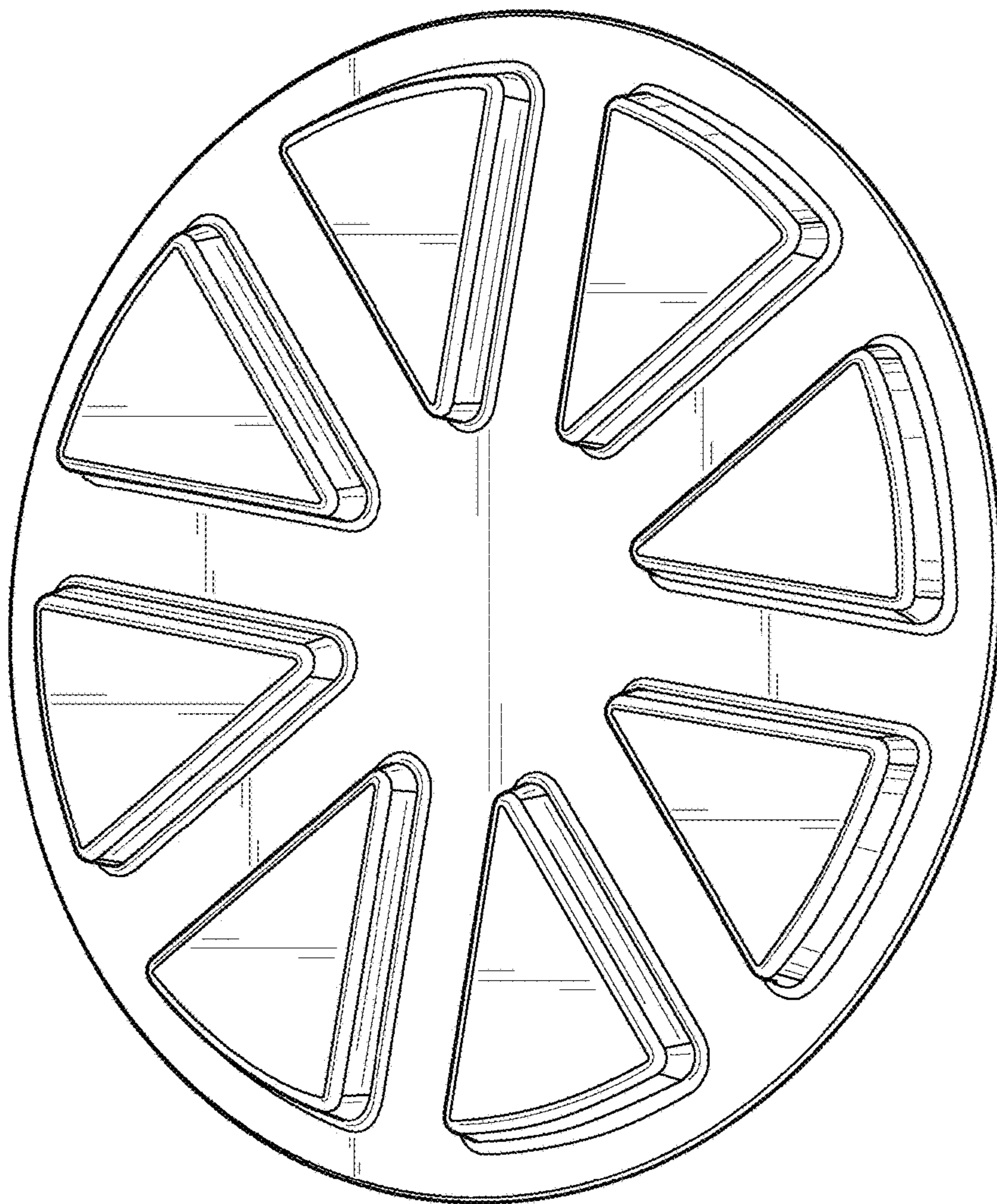


FIG. 6




FIG. 7




FIG. 8



FIG. 9

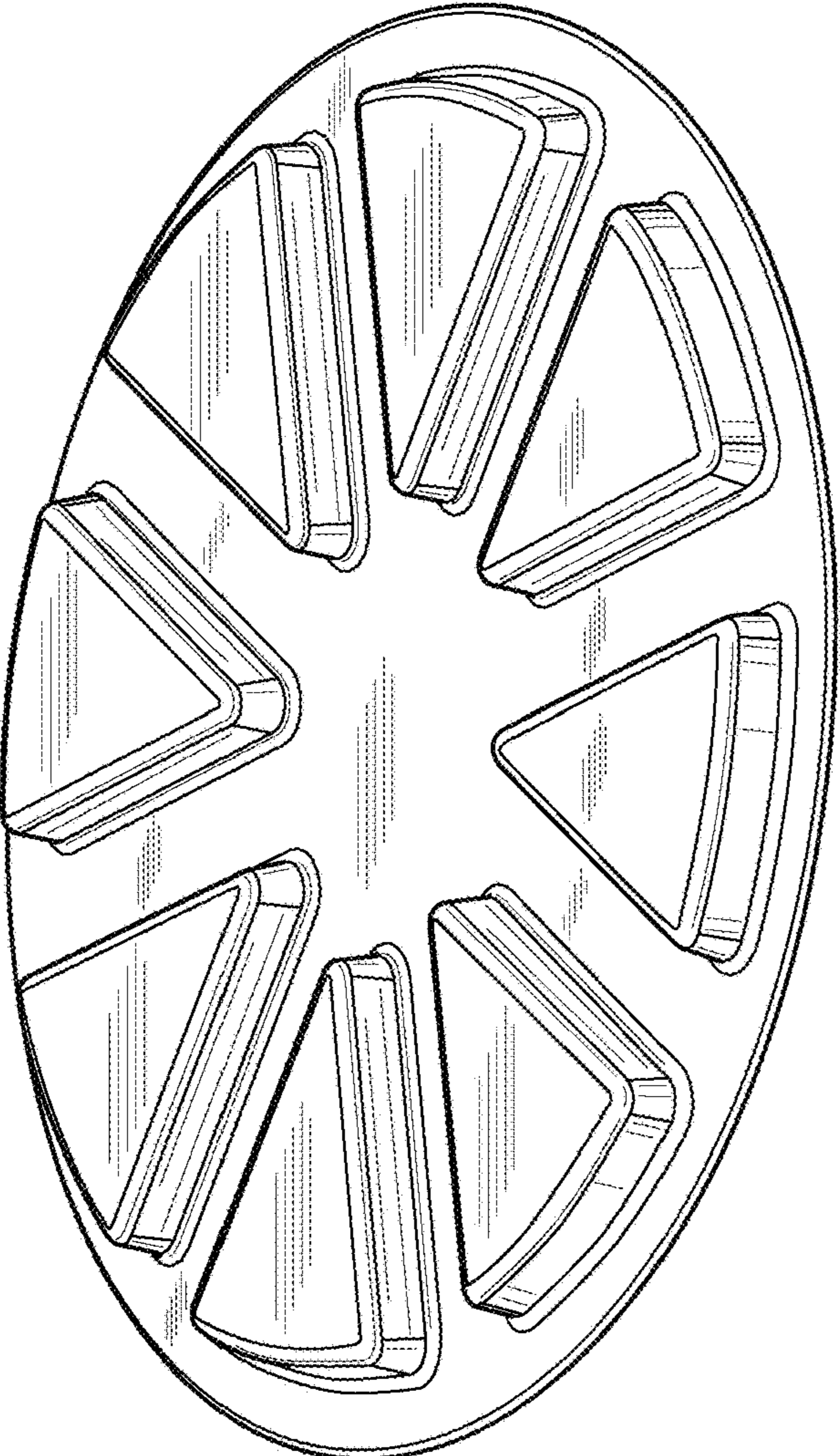


FIG. 10