



US00D859055S

(12) **United States Design Patent** (10) **Patent No.:** **US D859,055 S**  
**Baacke et al.** (45) **Date of Patent:** **\*\* Sep. 10, 2019**

- (54) **BUILT-IN HOME APPLIANCE**
- (71) Applicant: **BSH Bosch und Siemens Hausgeräte GmbH**, Munich (DE)
- (72) Inventors: **Sven Baacke**, München (DE); **Janina Fey**, München (DE); **Gerd Wilsdorf**, Olching (DE)
- (73) Assignee: **BSH Hausgeräte GmbH**, Munich (DE)
- (\*\*) Term: **15 Years**
- (21) Appl. No.: **29/637,514**
- (22) Filed: **Feb. 20, 2018**

D243,223 S *	2/1977	Suganoya et al.	.....	D7/351
5,042,458 A *	8/1991	Spencer et al.	.....	126/299 R
D443,178 S *	6/2001	Segers	.....	D7/405
D594,691 S *	6/2009	Baacke	.....	D7/348
D675,472 S *	2/2013	Strayle	.....	D7/309
D690,157 S *	9/2013	Baacke	.....	D7/405
D706,567 S *	6/2014	Strayle	.....	D7/309
D708,012 S *	7/2014	Baacke	.....	D7/405
D736,028 S *	8/2015	Baacke	.....	D7/348
D738,672 S *	9/2015	Baacke	.....	D7/348
D805,831 S *	12/2017	Sadtler	.....	D7/309
D805,833 S *	12/2017	Baacke	.....	D7/348
D813,591 S *	3/2018	Baacke	.....	D7/339
D836,965 S *	1/2019	Goss	.....	D7/347
2008/0178742 A1 *	7/2008	Marconi	.....	A47J 31/4403 99/290

\* cited by examiner

**Related U.S. Application Data**

- (62) Division of application No. 29/531,054, filed on Jun. 23, 2015, now Pat. No. Des. 813,591, which is a division of application No. 29/445,437, filed on Feb. 12, 2013, now Pat. No. Des. 738,672.

*Primary Examiner* — Mitchell I. Siegel

(74) *Attorney, Agent, or Firm* — Michael E. Tschupp

(57) **CLAIM**

The ornamental design for a built-in home appliance, as shown and described.

(30) **Foreign Application Priority Data**

Aug. 16, 2012 (EM) ..... 001341473

(51) **LOC (12) Cl.** ..... **07-02**

(52) **U.S. Cl.**  
USPC ..... **D7/348**

(58) **Field of Classification Search**  
USPC ..... D7/339–349  
See application file for complete search history.

**DESCRIPTION**

FIG. 1 is a front perspective view of a built-in home appliance showing our new design;  
FIG. 2 is a front view thereof;  
FIG. 3 is a rear view thereof;  
FIG. 4 is a top view thereof;  
FIG. 5 is a bottom view thereof;  
FIG. 6 is a right side view thereof; and,  
FIG. 7 is a left side view thereof.

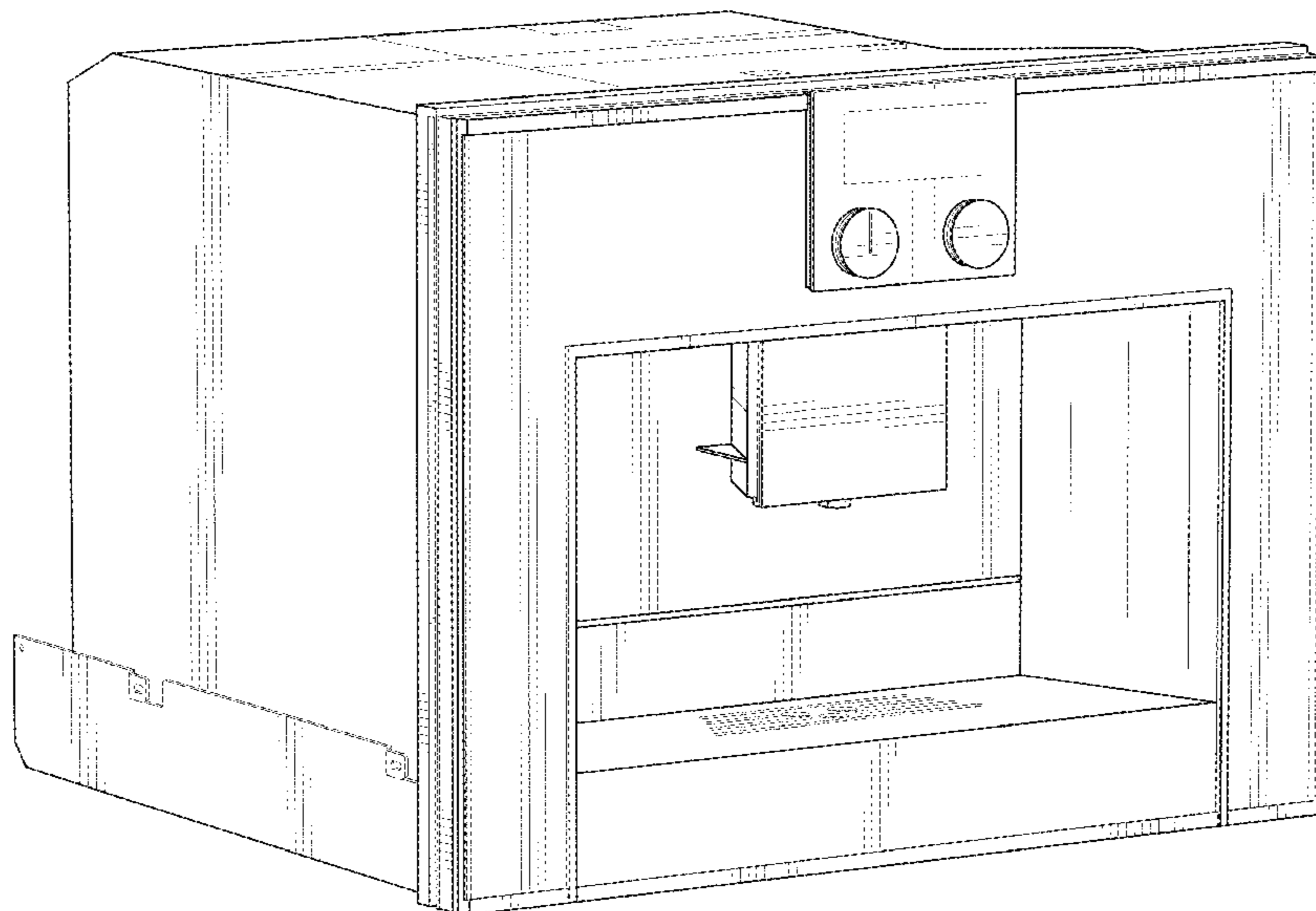
The broken line showing is included for the purpose of illustrating unclaimed subject matter and forms no part of the claimed design.

(56) **References Cited**

**U.S. PATENT DOCUMENTS**

3,130,719 A *	4/1964	Mayer et al.	.....	126/37 B
D202,317 S *	9/1965	Waltman	.....	D7/349

**1 Claim, 7 Drawing Sheets**



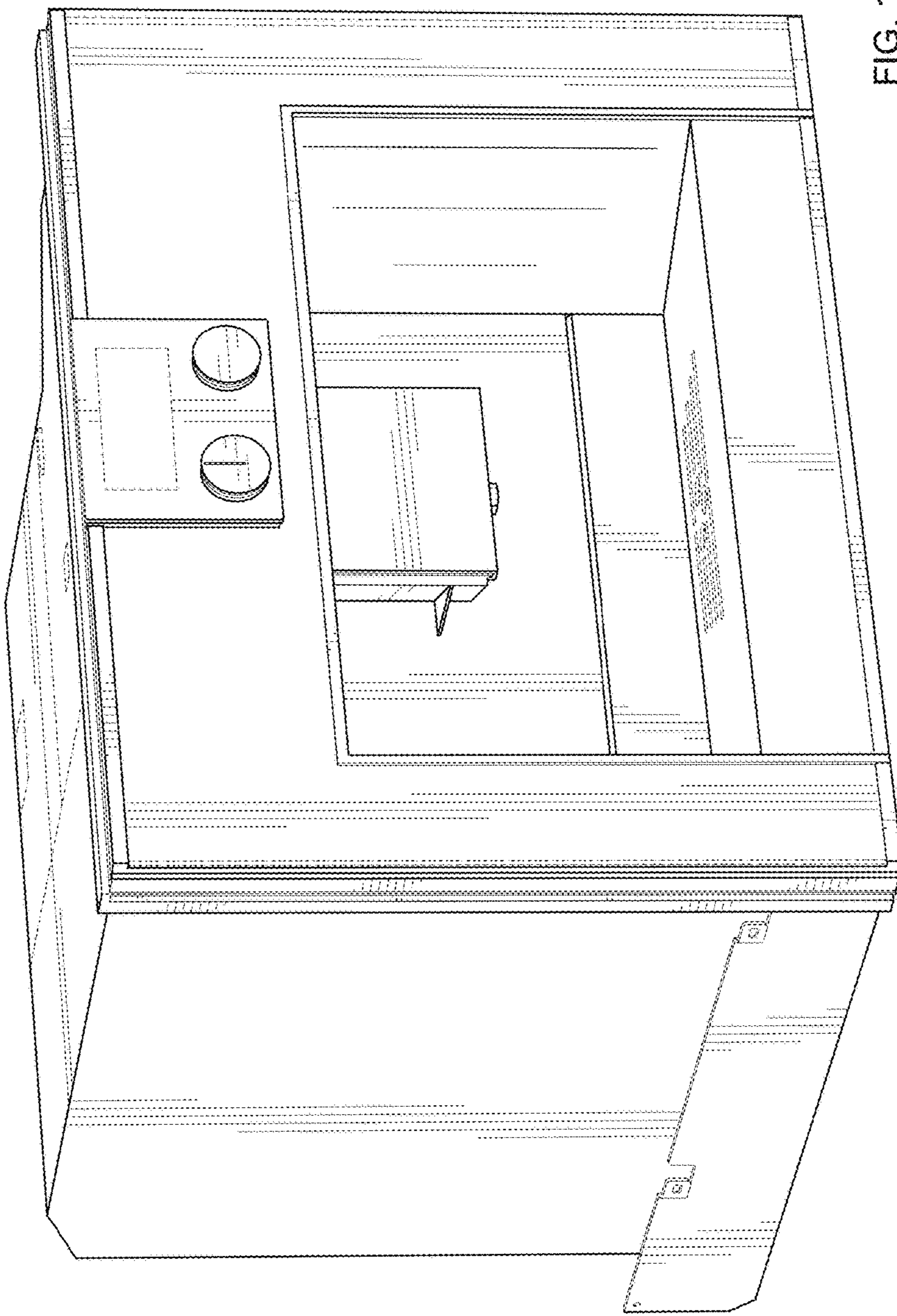


FIG. 1

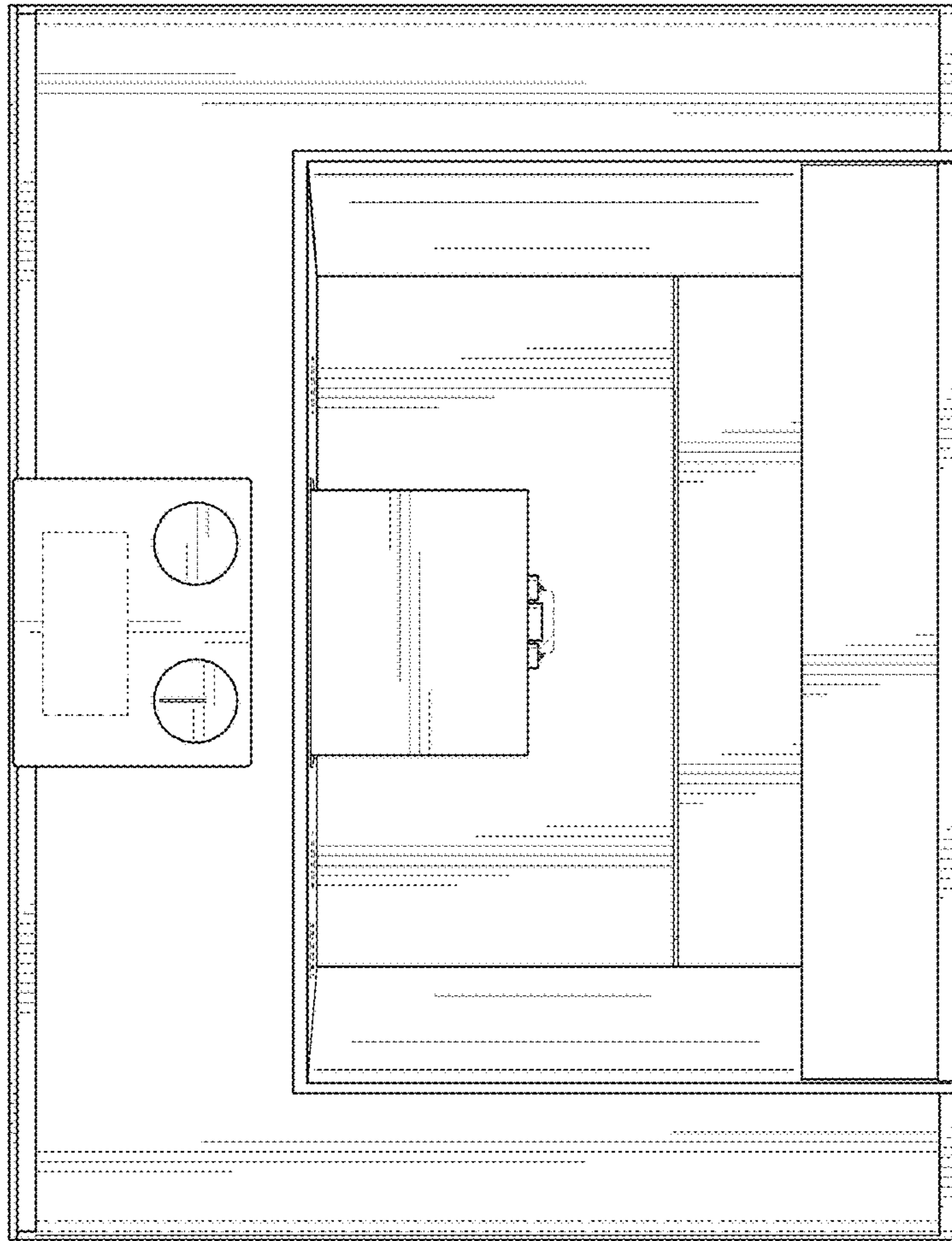


FIG. 2




FIG. 3

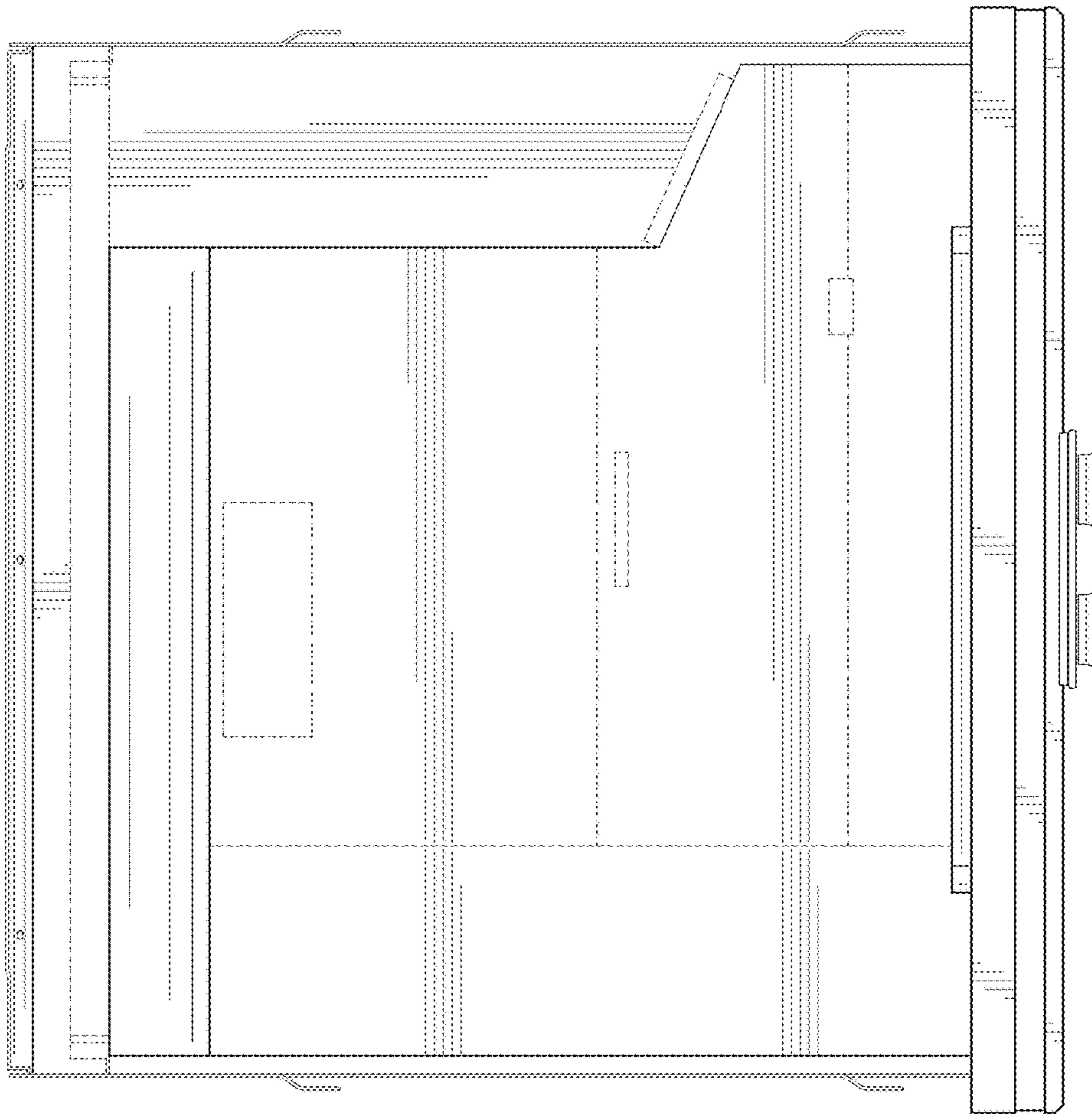


FIG. 4

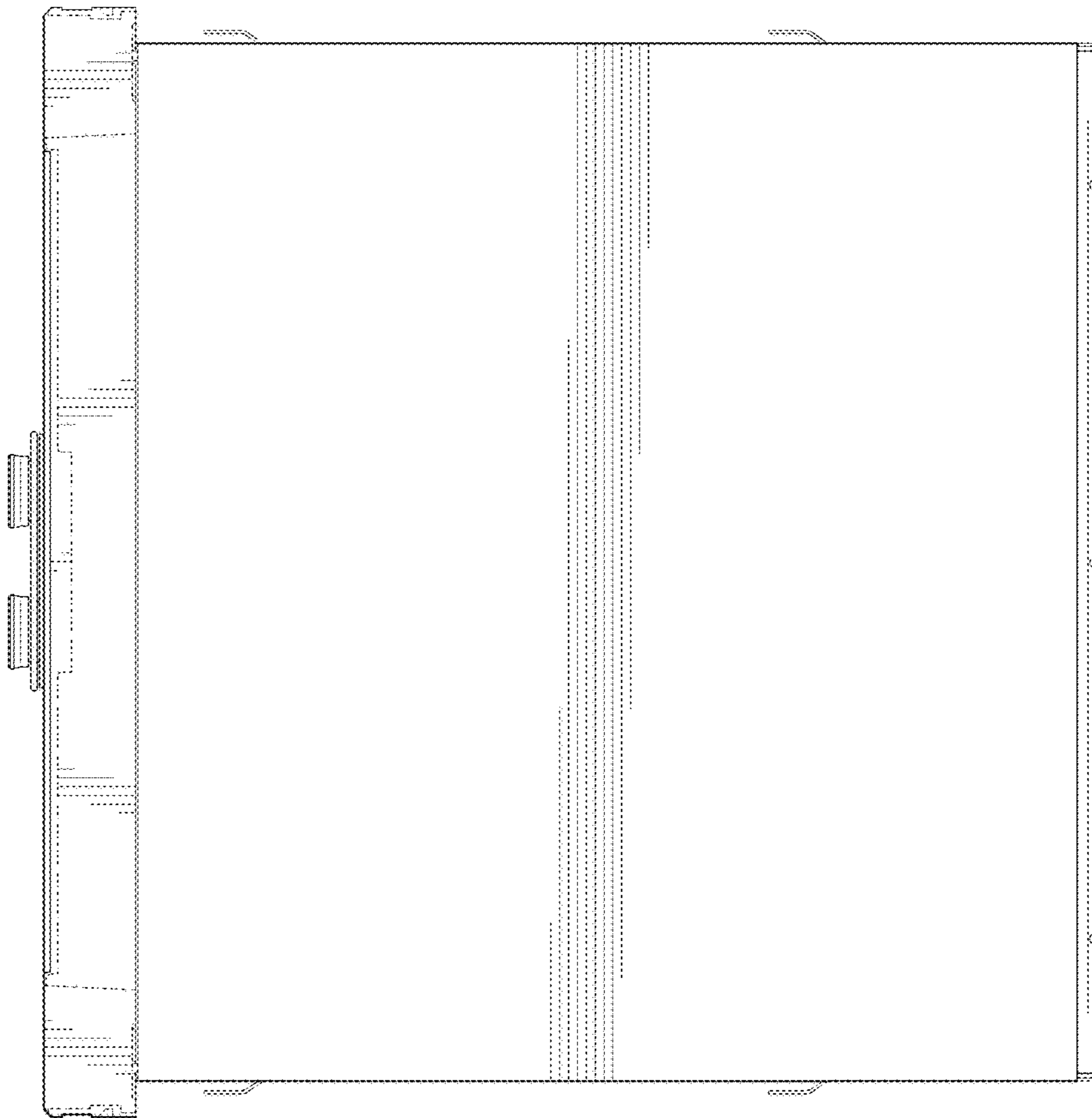


FIG. 5

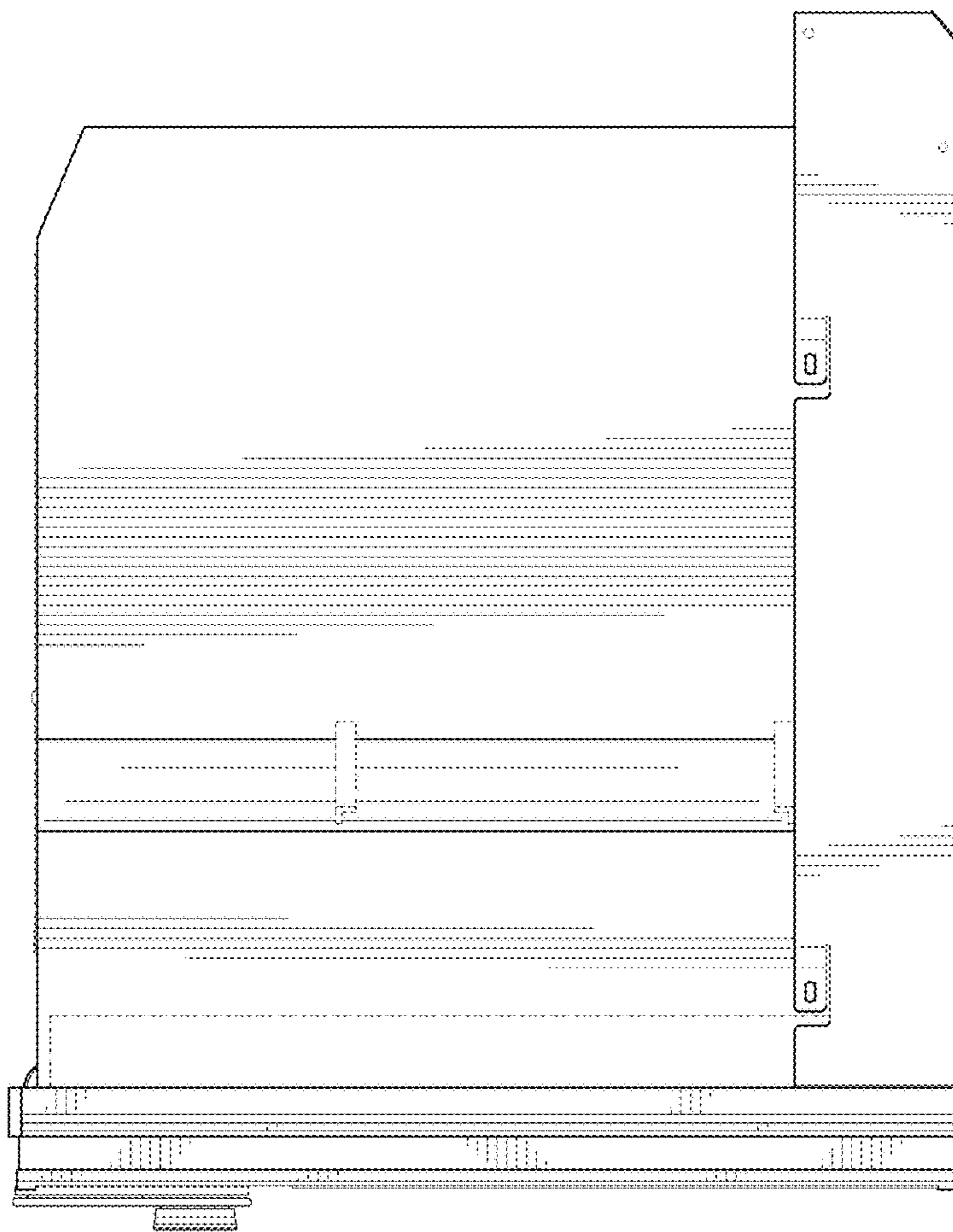


FIG. 6

FIG. 7

