

US00D859039S

(12) **United States Design Patent** (10) **Patent No.:** **US D859,039 S**
Pedersen et al. (45) **Date of Patent:** **** Sep. 10, 2019**

(54) **DISPLAY SHELF**
(71) Applicant: **Target Brands, Inc.**, Minneapolis, MN (US)
(72) Inventors: **Sara L. Pedersen**, Minneapolis, MN (US); **Christopher S. Case**, Shakopee, MN (US)
(73) Assignee: **Target Brands, Inc.**, Minneapolis, MN (US)
(**) Term: **15 Years**
(21) Appl. No.: **29/640,524**
(22) Filed: **Mar. 15, 2018**
(51) **LOC (12) Cl.** **06-06**
(52) **U.S. Cl.**
USPC **D6/675.4**
(58) **Field of Classification Search**
USPC D6/672, 673, 675.4, 678, 678.1, 678.2, D6/678.3, 681.2, 683, 683.1
CPC A47B 43/00; A47B 47/04; A47B 96/00; A47B 96/02; A47F 3/00; A47F 5/0018; A47F 5/0043; A47F 5/0081
See application file for complete search history.

5,004,245 A * 4/1991 Schumacher A63F 3/0023 273/241
5,085,440 A * 2/1992 Van Dam A63F 3/00214 273/241
D328,616 S * 8/1992 Elder D21/336
D380,319 S * 7/1997 Sica D6/677.3
D543,383 S * 5/2007 Edison D6/675.3
D664,010 S * 7/2012 Goode D7/610
D707,992 S * 7/2014 Naha D6/675.3
8,770,419 B2 * 7/2014 Carlton A47F 7/0028 211/70.6
D765,183 S * 8/2016 Lowery D21/336
D770,935 S * 11/2016 Torres D11/131
D772,619 S * 11/2016 Lombardi D6/682.4
D774,597 S * 12/2016 Lowery D21/336
D813,951 S * 3/2018 Siepmann D21/336
D813,952 S * 3/2018 Siepmann D21/336
D844,351 S * 4/2019 Blatstein D6/675.4
D849,460 S * 5/2019 Simone D6/677.3
2004/0135314 A1 * 7/2004 Peterson A63F 3/00176 273/241

(Continued)

Primary Examiner — Kelley A Donnelly
(74) *Attorney, Agent, or Firm* — Leanne Taveggia Farrell; Westman, Champlin & Koehler, P.A.

(57) **CLAIM**

The ornamental design for a display shelf, as shown and described.

(56) **References Cited**

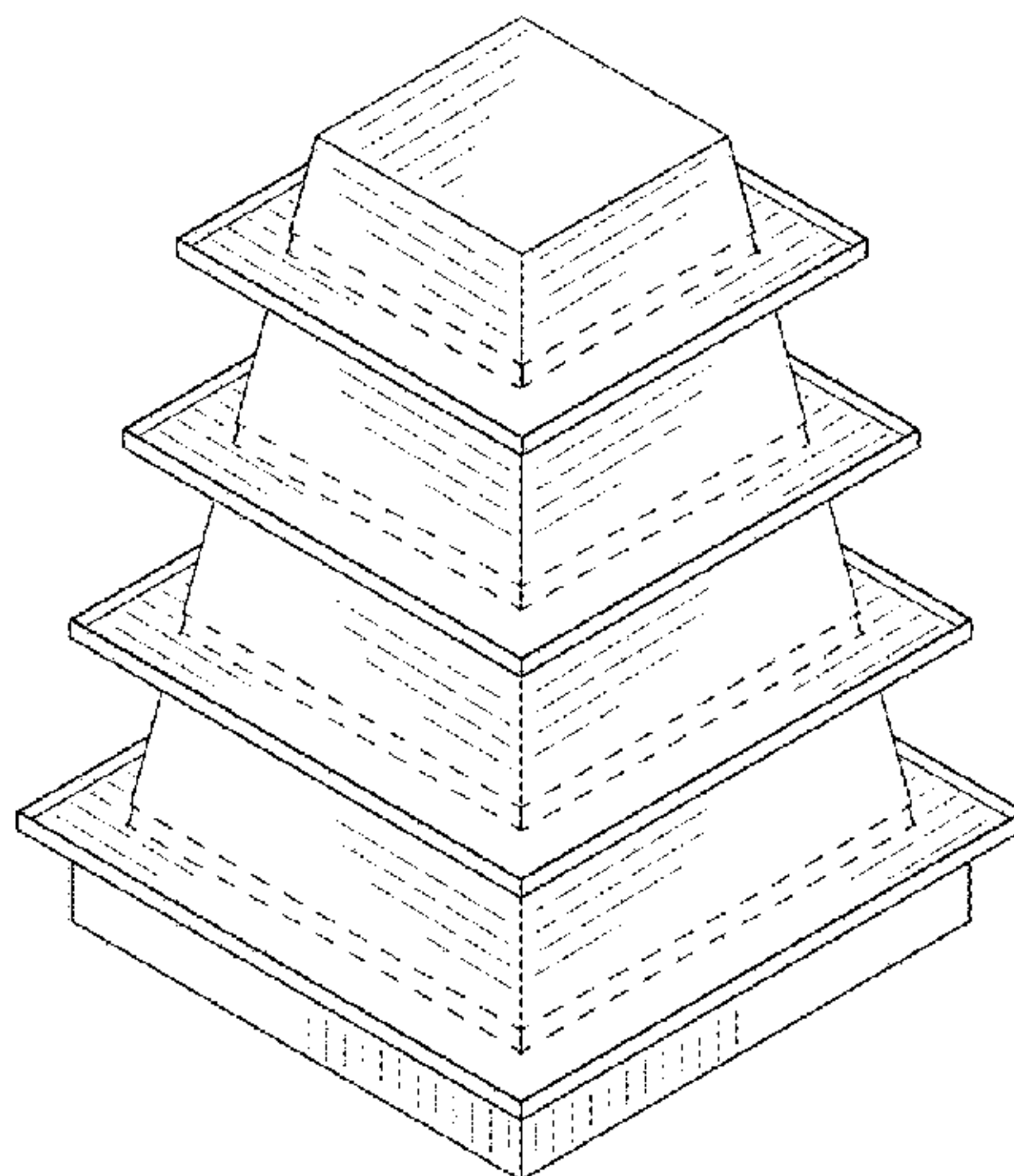
U.S. PATENT DOCUMENTS

D91,738 S * 3/1934 Roberts D6/675.3
D104,775 S * 6/1937 Grossman 273/241
D106,185 S * 9/1937 Erickson D6/675.3
D107,404 S * 12/1937 Brooks D6/675.3
2,115,048 A * 4/1938 Stewart A47F 3/0439 108/92
D215,103 S * 9/1969 Stevens 273/241
3,843,220 A * 10/1974 Snider B65D 21/0235 312/204
4,666,162 A * 5/1987 Campbell A63F 3/0457 273/153 P
D296,568 S * 7/1988 Nadeau D19/77

DESCRIPTION

FIG. 1 is a perspective view of a display shelf showing our new design;
FIG. 2 is a side view thereof, the opposing side, the front and the back being identical; and,
FIG. 3 is a top view thereof.
The broken lines shown in the drawings are included for purposes of illustrating portions of the display shelf and form no part of the claimed design.

1 Claim, 2 Drawing Sheets



(56)

References Cited

U.S. PATENT DOCUMENTS

2007/0187893 A1* 8/2007 Brown A63F 3/00094
273/241
2008/0185781 A1* 8/2008 Mascolo A63F 9/0073
273/153 P
2012/0043718 A1* 2/2012 Cheng A63F 3/00214
273/241

* cited by examiner

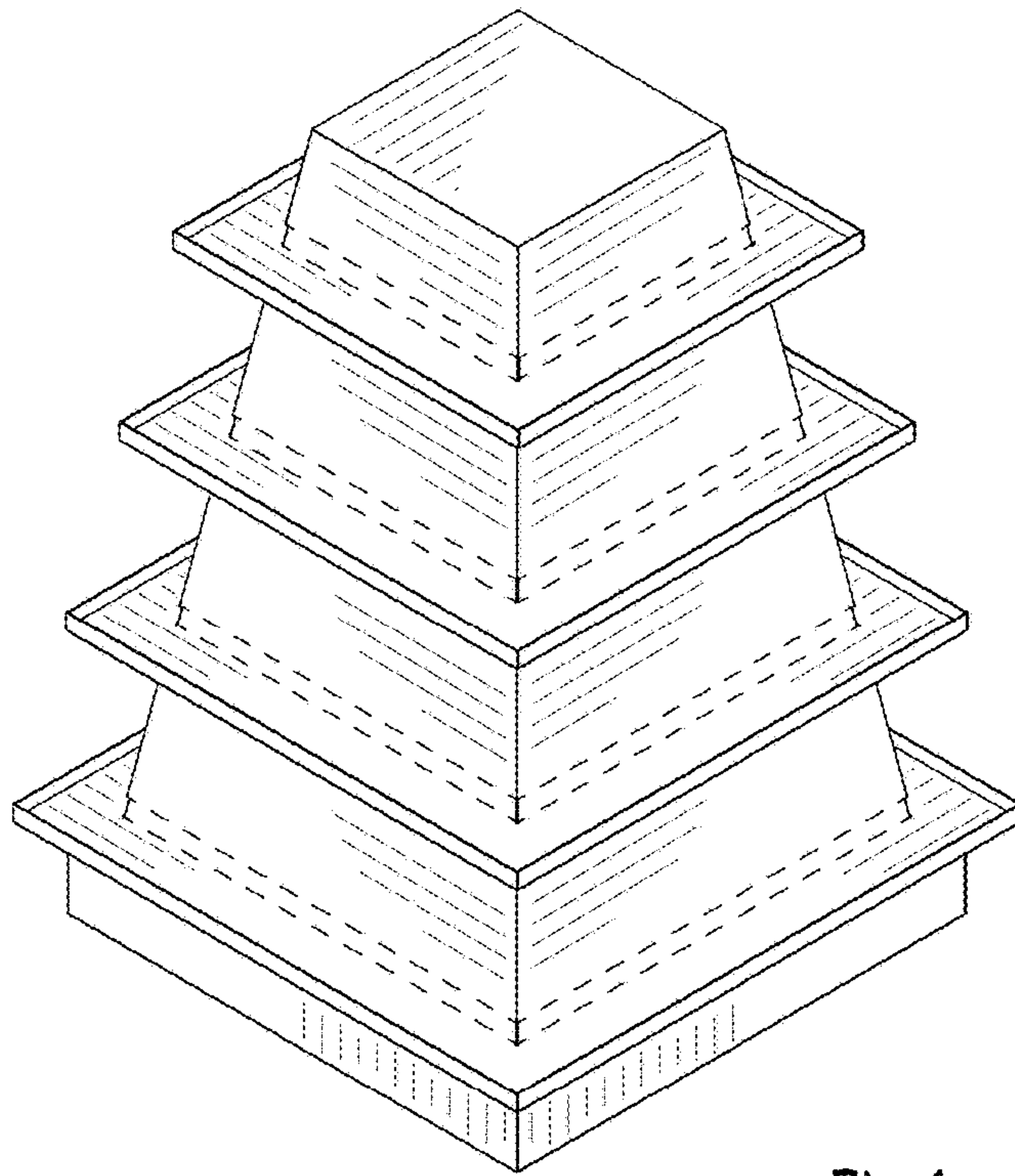


Fig. 1

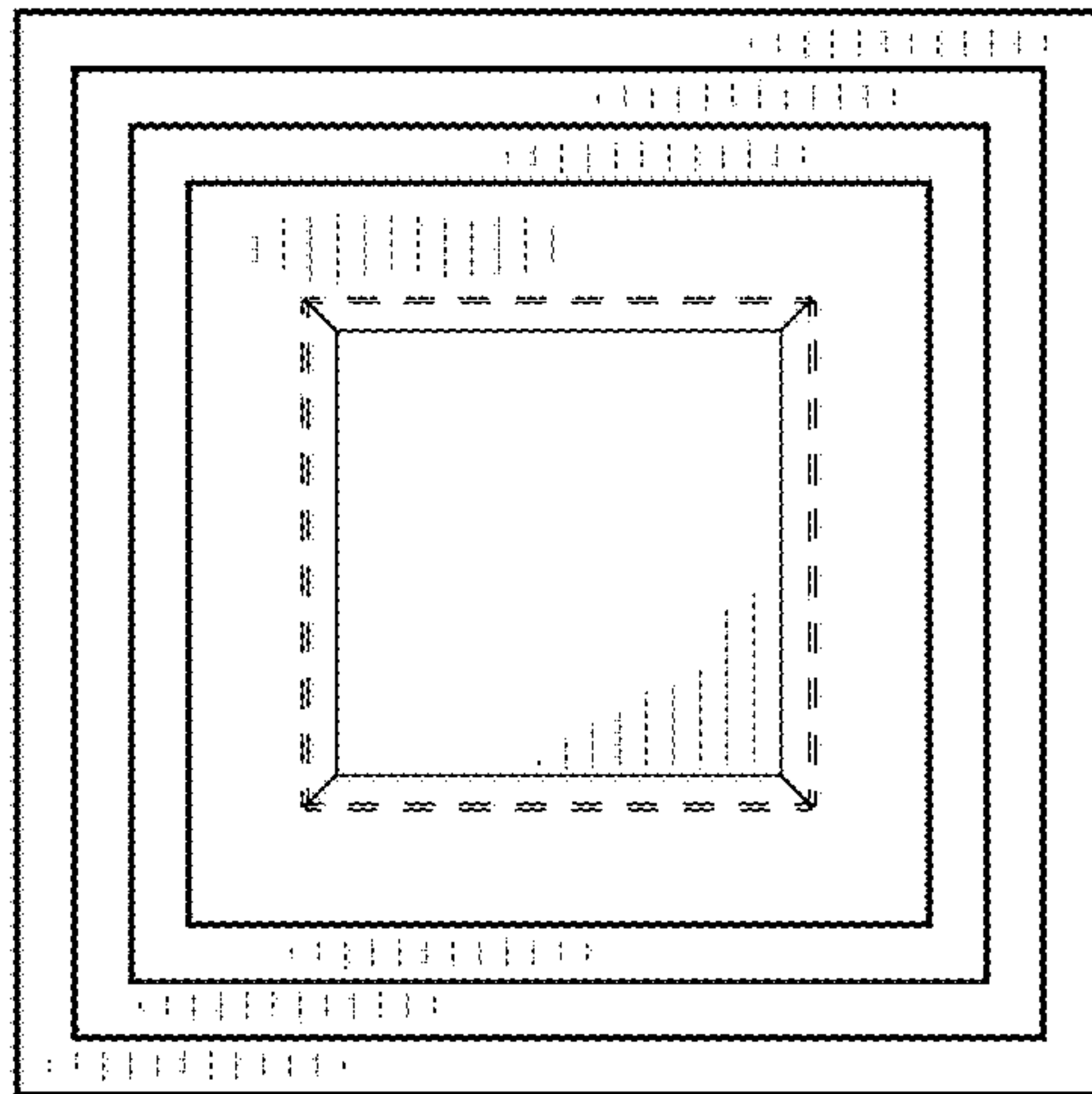


Fig. 2

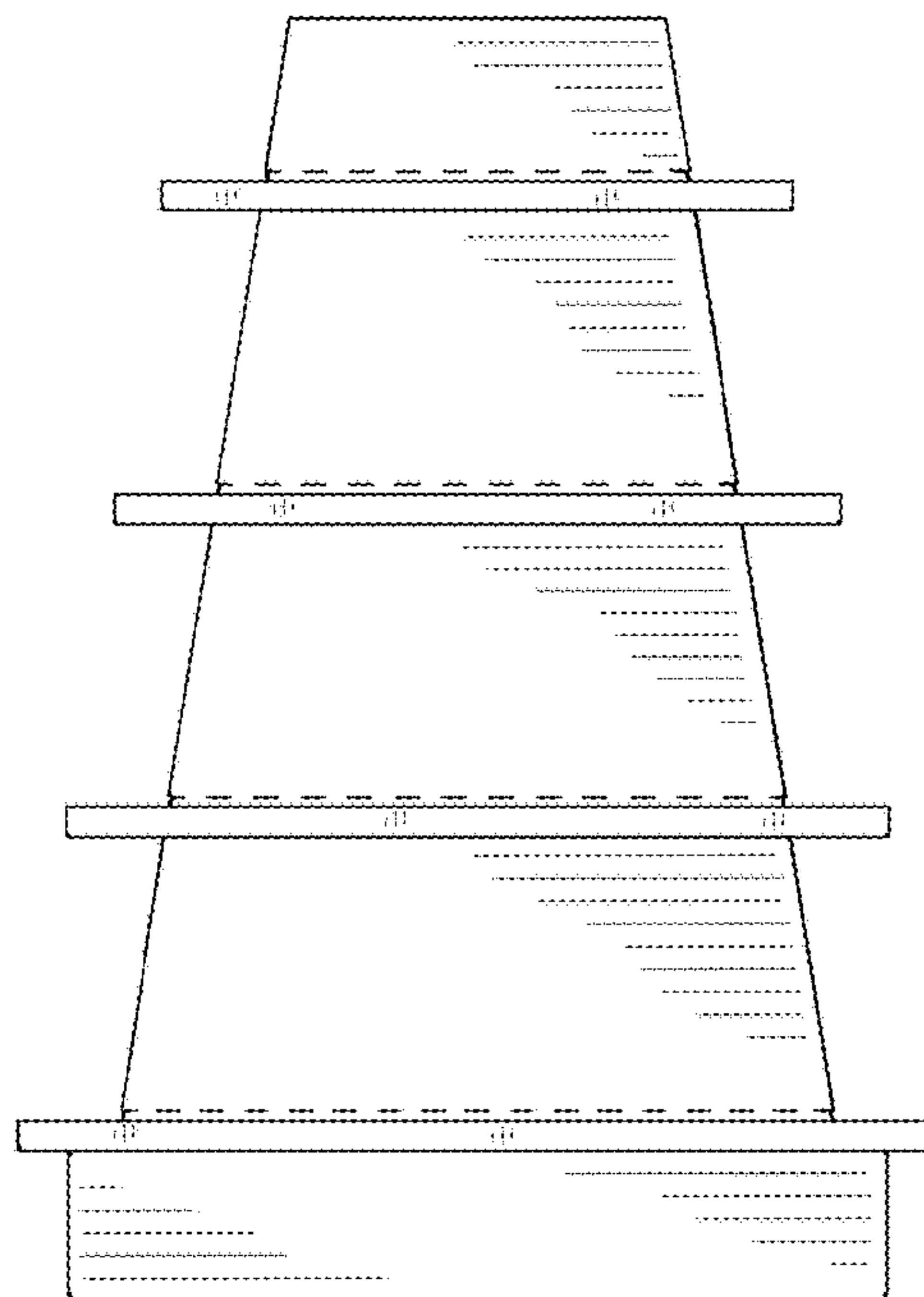


Fig. 3