



US00D859002S

(12) **United States Design Patent** (10) **Patent No.:** **US D859,002 S**
Laude (45) **Date of Patent:** **** Sep. 10, 2019**

(54) **LAVATORY CLEANING BRUSH**
(71) Applicant: **Reckitt Benckiser LLC**, Parsippany, NJ (US)
(72) Inventor: **Sophie Laude**, Eindhoven (NL)
(73) Assignee: **RECKITT BENCKISER LLC**, Parsippany, NJ (US)
(**) Term: **15 Years**
(21) Appl. No.: **29/645,220**
(22) Filed: **Apr. 24, 2018**
(30) **Foreign Application Priority Data**
Nov. 7, 2017 (EP) 004497782
(51) **LOC (12) Cl.** **04-01**
(52) **U.S. Cl.**
USPC **D4/137**
(58) **Field of Classification Search**
USPC D4/101, 114, 115, 116, 117, 118, 121, D4/122, 123, 124, 125, 127, 128, 129, D4/130, 131, 132, 133, 134, 135, 136, D4/137, 138, 199; 15/143.1; D32/35, D32/40, 41, 42; 206/361; 16/DIG. 10, 16/19
CPC .. A46B 7/04; A46B 9/02; A46B 17/00; B08B 1/002
See application file for complete search history.

(56) **References Cited**
U.S. PATENT DOCUMENTS
D179,985 S * 4/1957 Scholl D4/132
4,495,669 A * 1/1985 Hooper A46B 5/02
15/143.1
5,003,659 A * 4/1991 Paepke A47L 17/08
15/145

D355,304 S * 2/1995 Bukovitz D4/132
5,454,659 A * 10/1995 Vosbikian A47L 13/17
401/140
D428,147 S * 7/2000 Wenger D24/133
D437,690 S * 2/2001 Stevenson D4/127
D446,898 S * 8/2001 Brewer D32/45
6,611,986 B1 * 9/2003 Seals A47K 11/10
15/210.1
D502,002 S * 2/2005 Conway D32/51
D513,127 S * 12/2005 Hay D4/115
D520,852 S * 5/2006 Minkler D8/307
7,275,276 B2 * 10/2007 Jaszenovics A47K 11/10
15/104.94
D556,456 S * 12/2007 Meyer D4/135
7,900,287 B2 * 3/2011 Wildauer E03C 1/308
4/255.11
8,286,295 B2 * 10/2012 Minkler A47L 13/16
15/145
8,550,738 B2 * 10/2013 Thorpe A45D 40/06
401/116
D726,419 S * 4/2015 Peia D4/121
D731,603 S * 6/2015 Blonk D21/722
D735,998 S * 8/2015 Booth D4/108

(Continued)

Primary Examiner — Karen E Eldridge Powers
(74) *Attorney, Agent, or Firm* — Norris McLaughlin PA

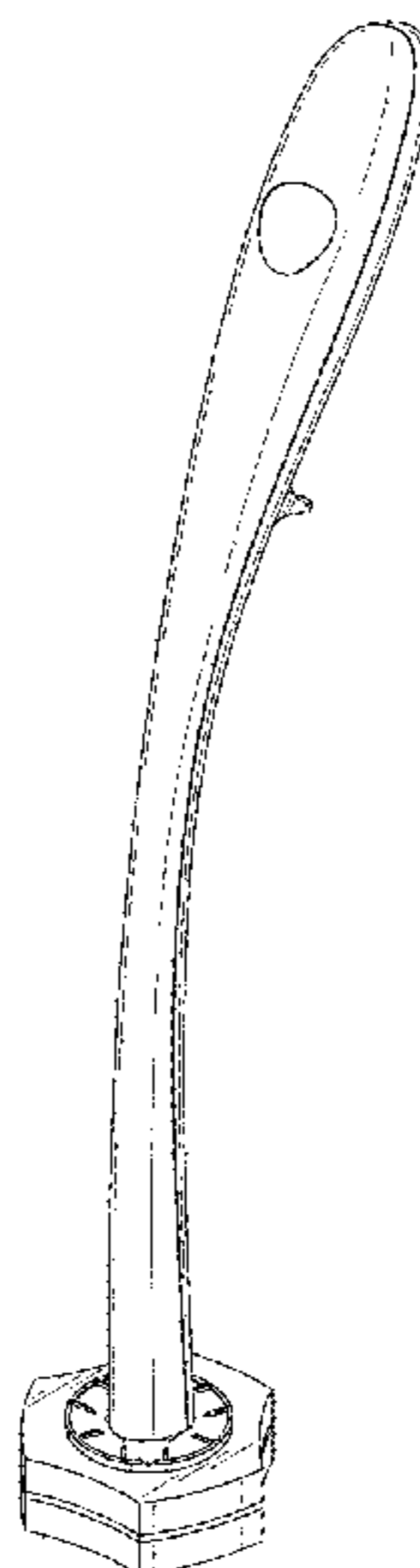
(57) **CLAIM**

The ornamental design for a lavatory cleaning brush, as shown and described.

DESCRIPTION

FIG. 1 is a front perspective view of the lavatory cleaning brush;
FIG. 2 is a front elevation view of the lavatory cleaning brush;
FIG. 3 is a rear elevation view thereof;
FIG. 4 is a left side elevation thereof;
FIG. 5 is a right side elevation view thereof;
FIG. 6 is a top plan view of thereof; and,
FIG. 7 is a bottom plan view of thereof.

1 Claim, 5 Drawing Sheets



(56)

References Cited

U.S. PATENT DOCUMENTS

D740,569	S *	10/2015	Donald	D4/128
9,655,482	B2 *	5/2017	Michelson	A47K 11/10
D807,148	S *	1/2018	Robinson	D8/322
10,098,445	B1 *	10/2018	Morad	B25G 3/04
10,244,903	B2 *	4/2019	Libman	A46B 9/005
2006/0174914	A1 *	8/2006	Murphy, Jr.	A47K 11/10 134/6
2014/0157535	A1 *	6/2014	Minkler	A47K 11/10 15/104.94

* cited by examiner

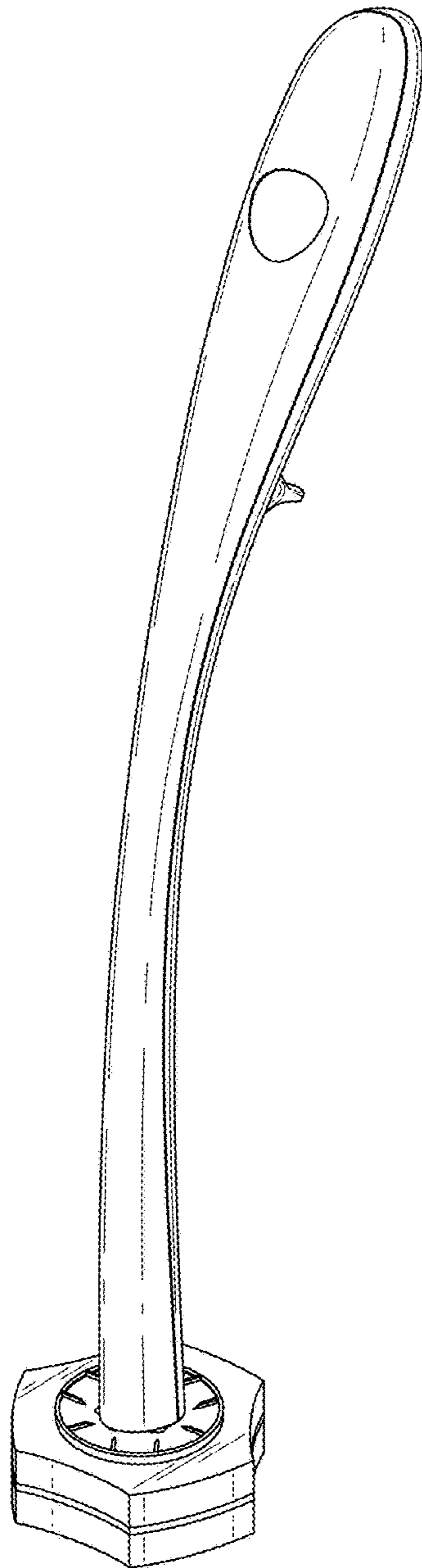


Fig. 1

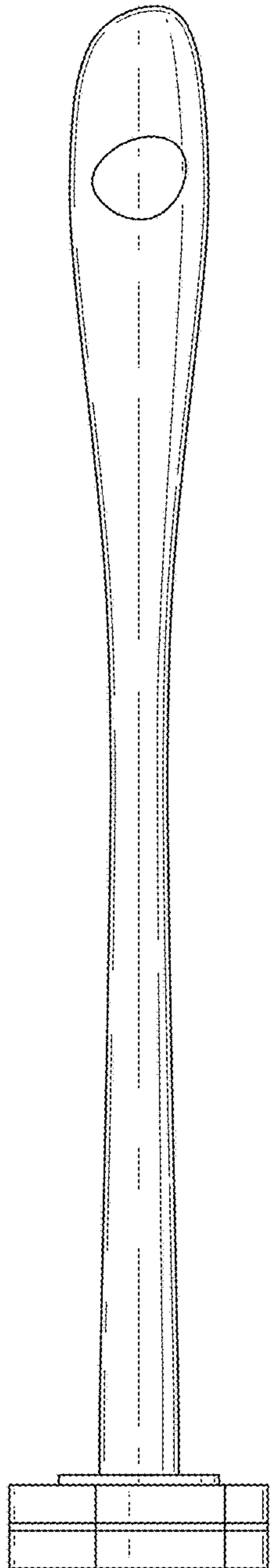


Fig. 2

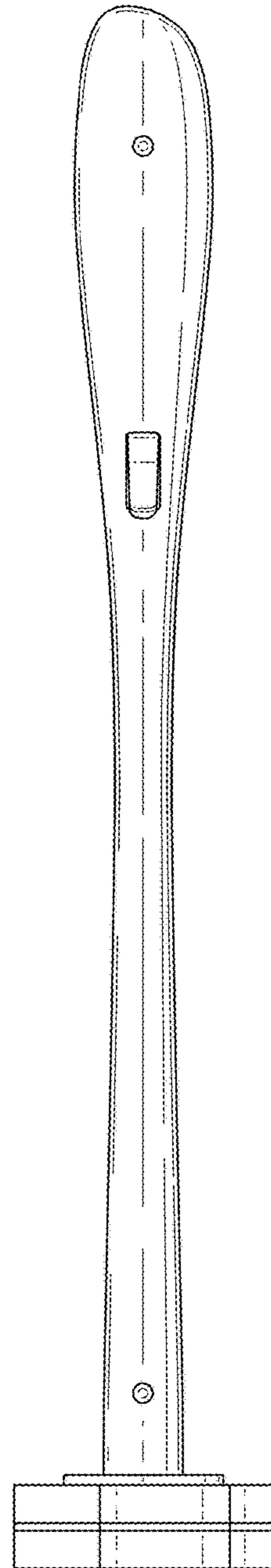


Fig. 3

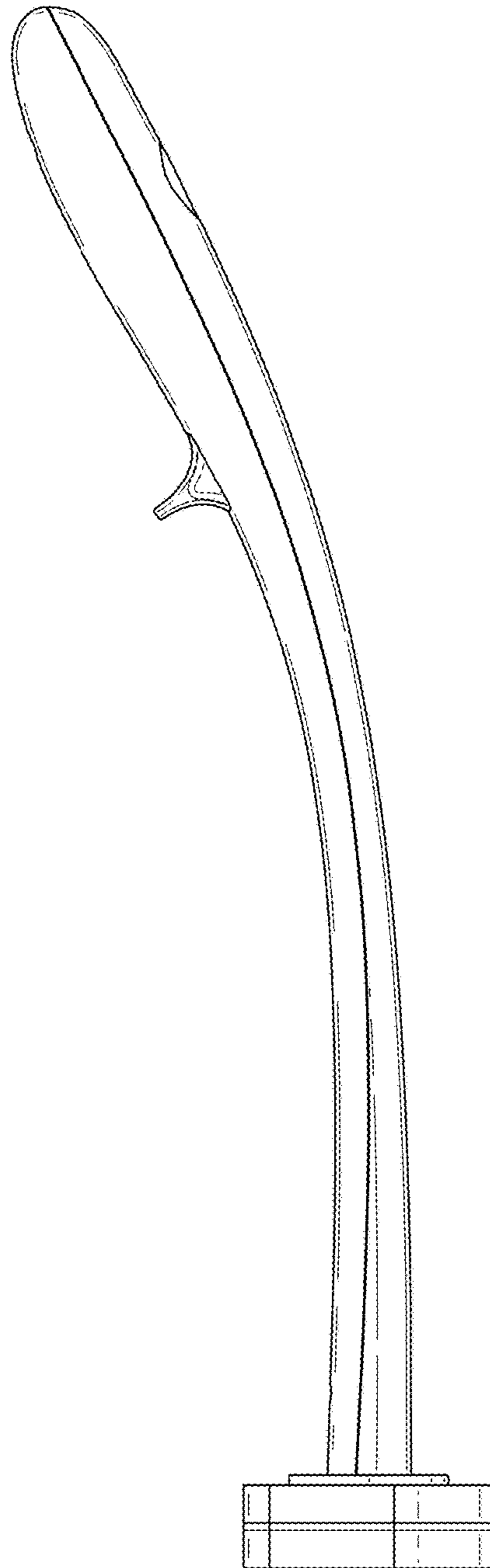


Fig. 4

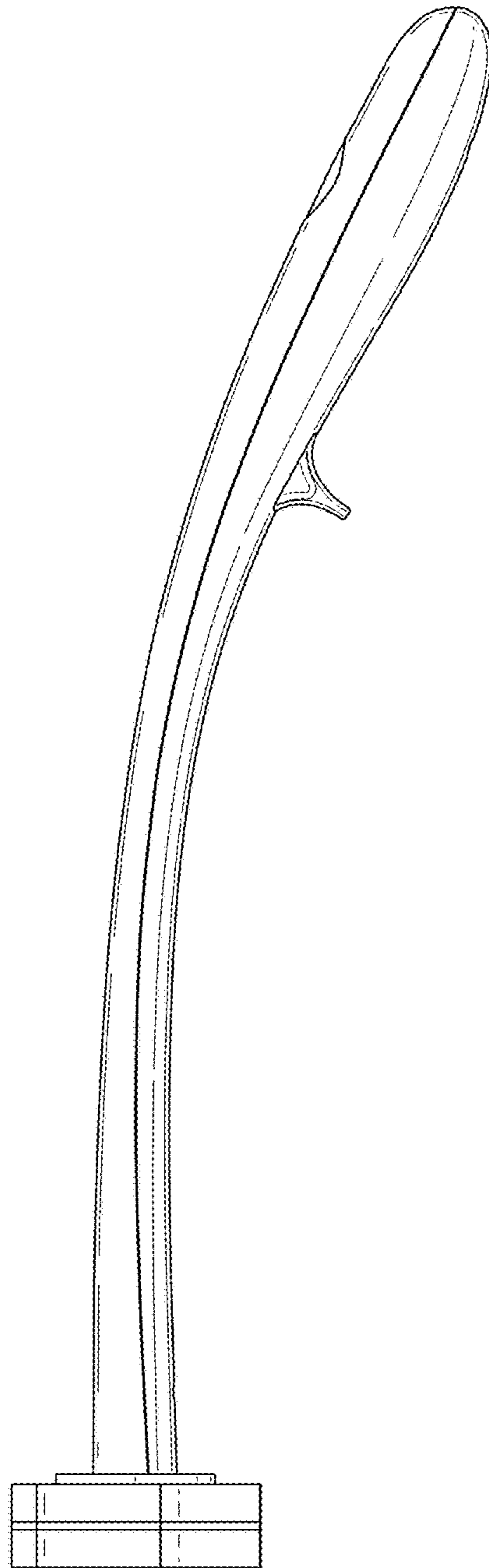


Fig. 5

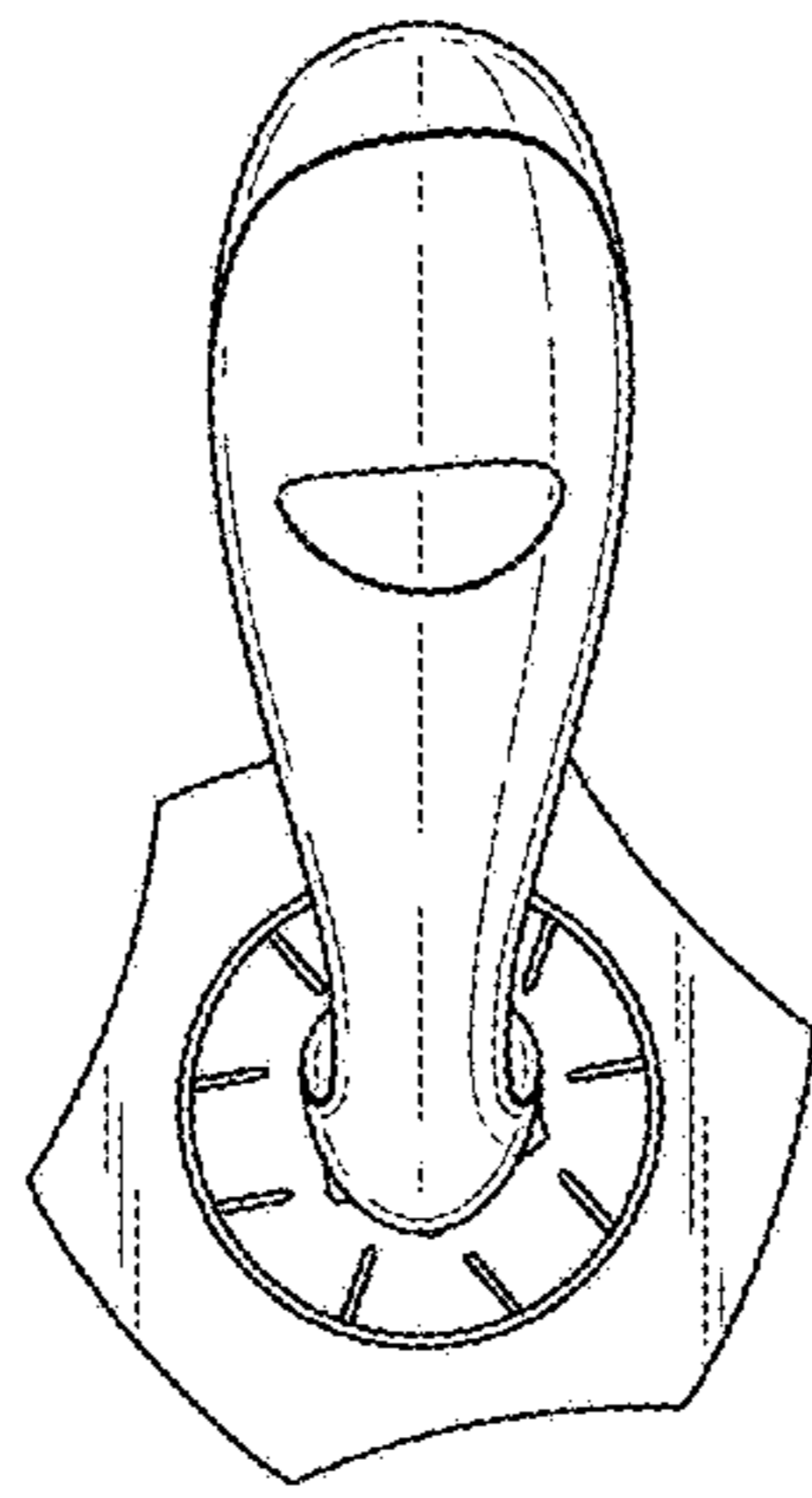


Fig. 6

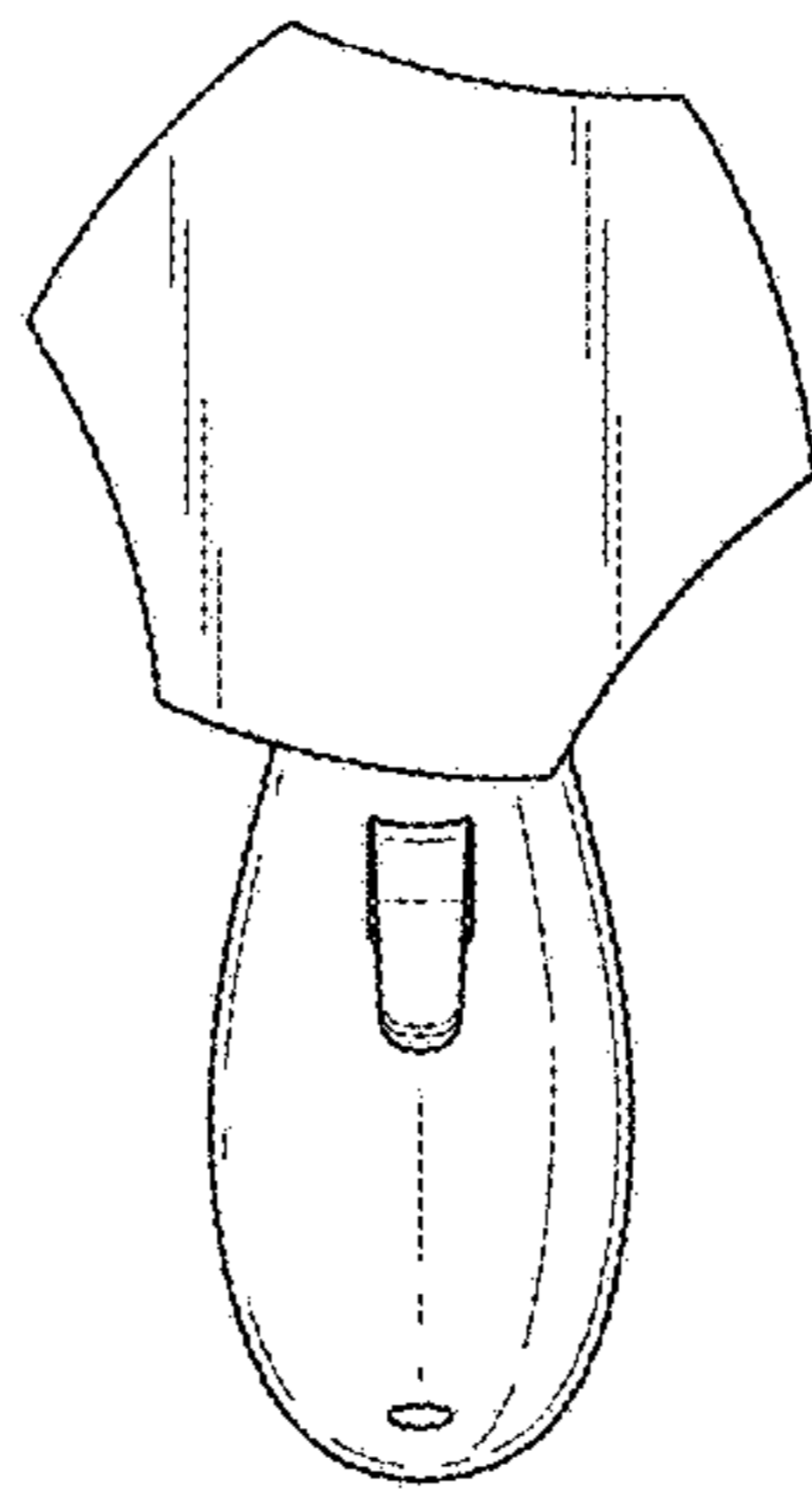


Fig. 7