



US00D858992S

(12) **United States Design Patent**
Heyman

(10) **Patent No.:** **US D858,992 S**

(45) **Date of Patent:** **** Sep. 10, 2019**

(54) **HANDLE DEVICE FOR A HANDBAG**

(71) Applicant: **Edie Parker LLC**, New York, NY (US)

(72) Inventor: **Brett Heyman**, New York, NY (US)

(73) Assignee: **Edie Parker LLC**, New York, NY (US)

(**) Term: **15 Years**

(21) Appl. No.: **29/632,913**

(22) Filed: **Jan. 10, 2018**

(51) **LOC (12) Cl.** **03-01**

(52) **U.S. Cl.**
USPC **D3/318**

(58) **Field of Classification Search**
USPC D3/24–243, 245–246, 318
CPC A45C 1/024; A45F 5/10
See application file for complete search history.

(56) **References Cited**

U.S. PATENT DOCUMENTS

- 2,960,135 A * 11/1960 Zenn A45C 13/22
383/120
- D245,144 S * 7/1977 Perrin D3/318

- D254,649 S * 4/1980 Felser D3/324
- D417,787 S * 12/1999 Wathne D3/318
- D519,737 S * 5/2006 Gonzalez D3/318
- D535,479 S * 1/2007 Bourne D3/318
- D722,858 S * 2/2015 Kinskey D3/318

* cited by examiner

Primary Examiner — Holly H Baynham

(74) *Attorney, Agent, or Firm* — Springut Law PC;
Milton Springut

(57) **CLAIM**

The ornamental design of a handle device for a handbag, as shown and described.

DESCRIPTION

FIG. 1 is a perspective view thereof.

FIG. 2 is a front view thereof.

FIG. 3 is a rear view thereof.

FIG. 4 is a left side view thereof.

FIG. 5 is a right-side view thereof.

FIG. 6 is a top view thereof; and,

FIG. 7 is a bottom view thereof.

The broken lines showing portions of the handle device for a handbag are for the purposes of illustrating environment and form no part of the claimed design.

1 Claim, 4 Drawing Sheets

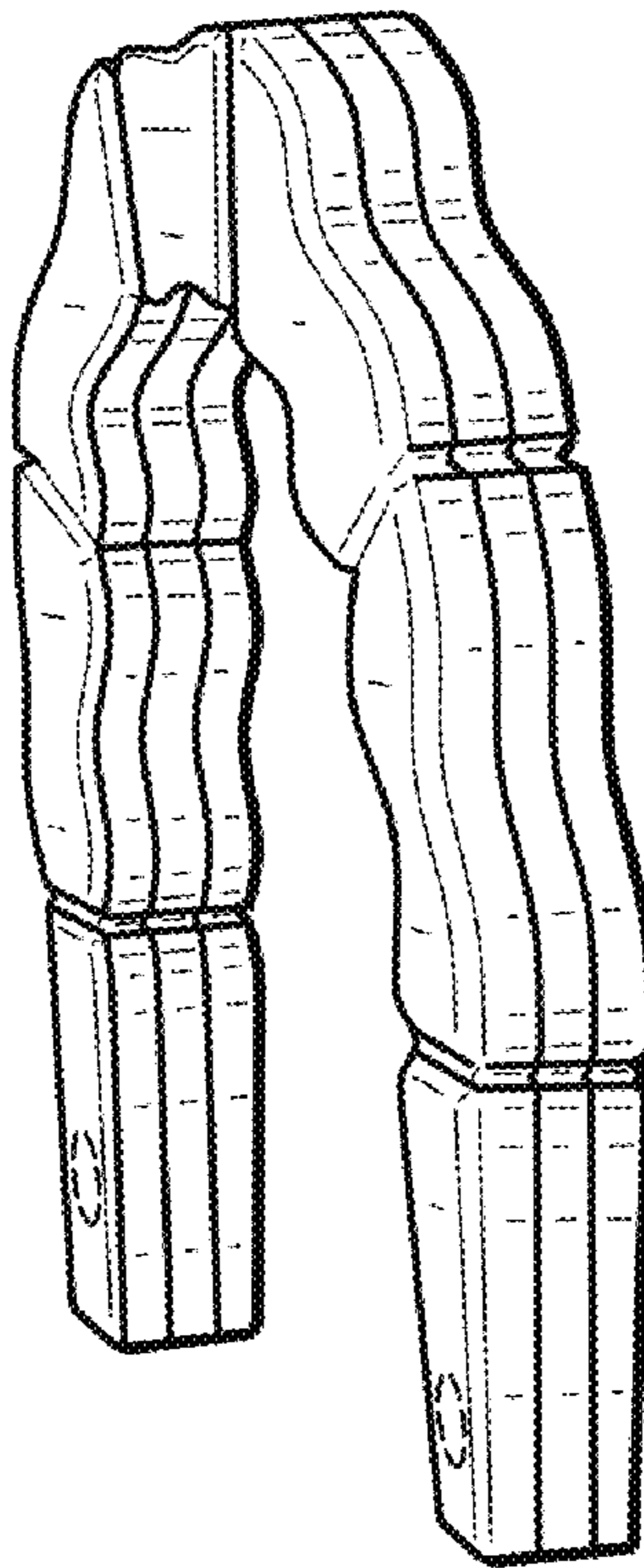


FIG. 1

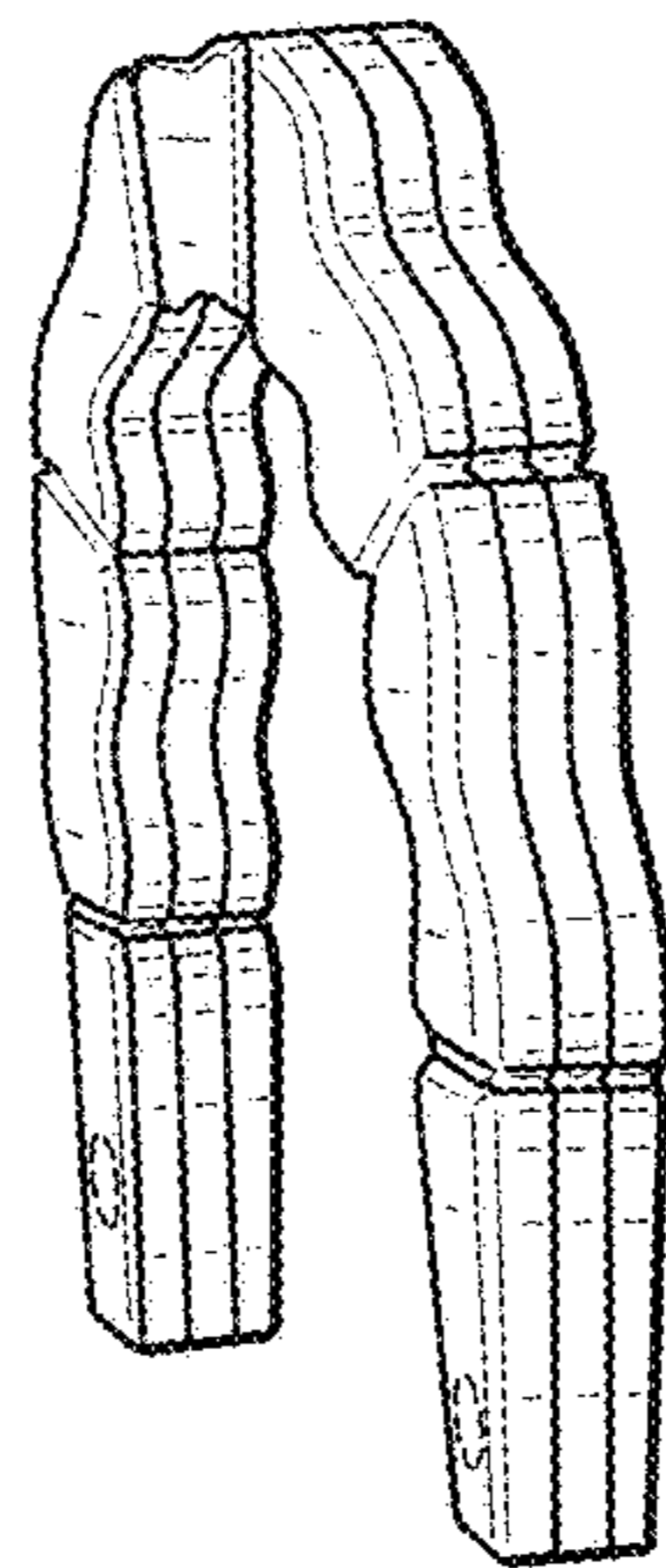


FIG. 2

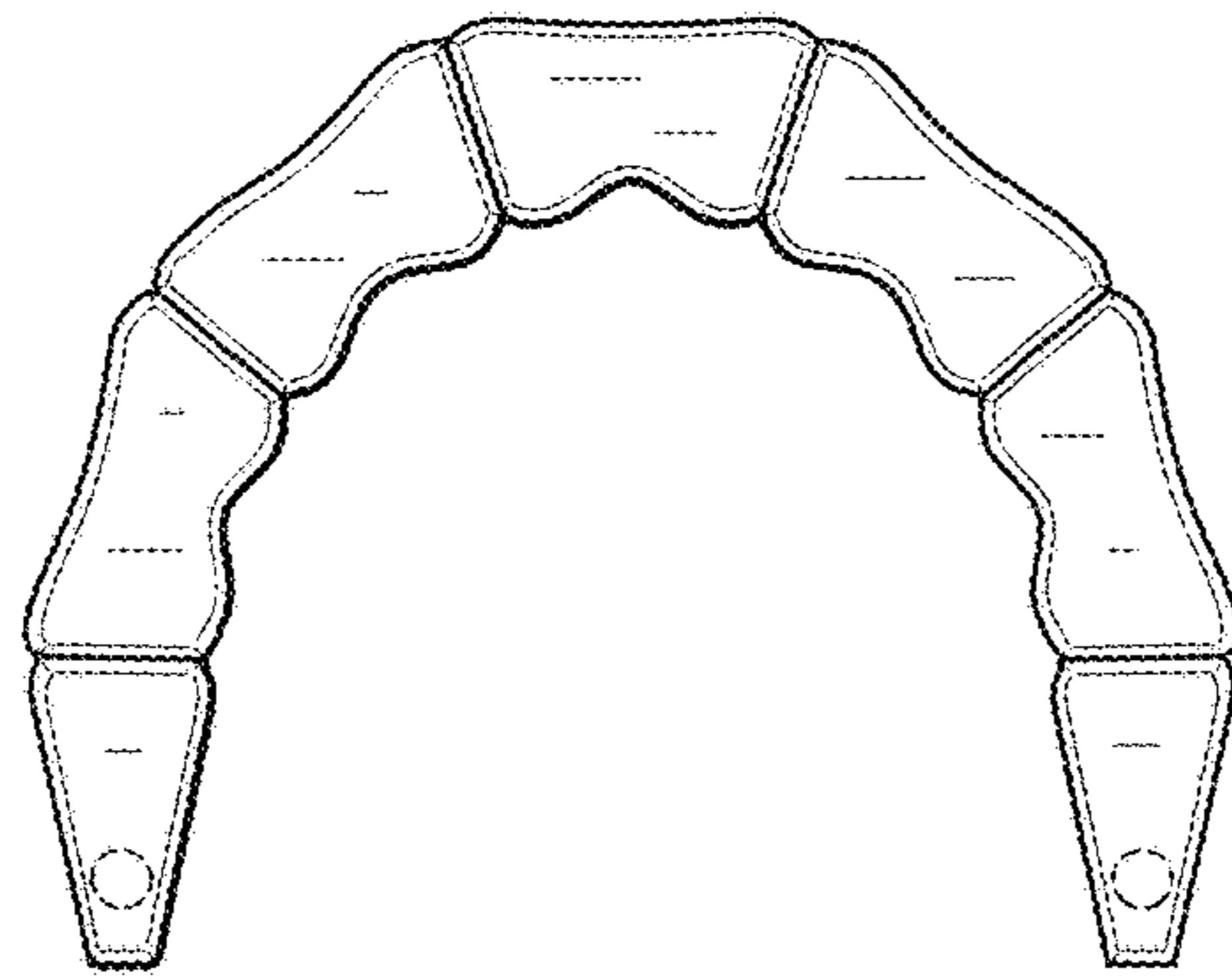


FIG. 3

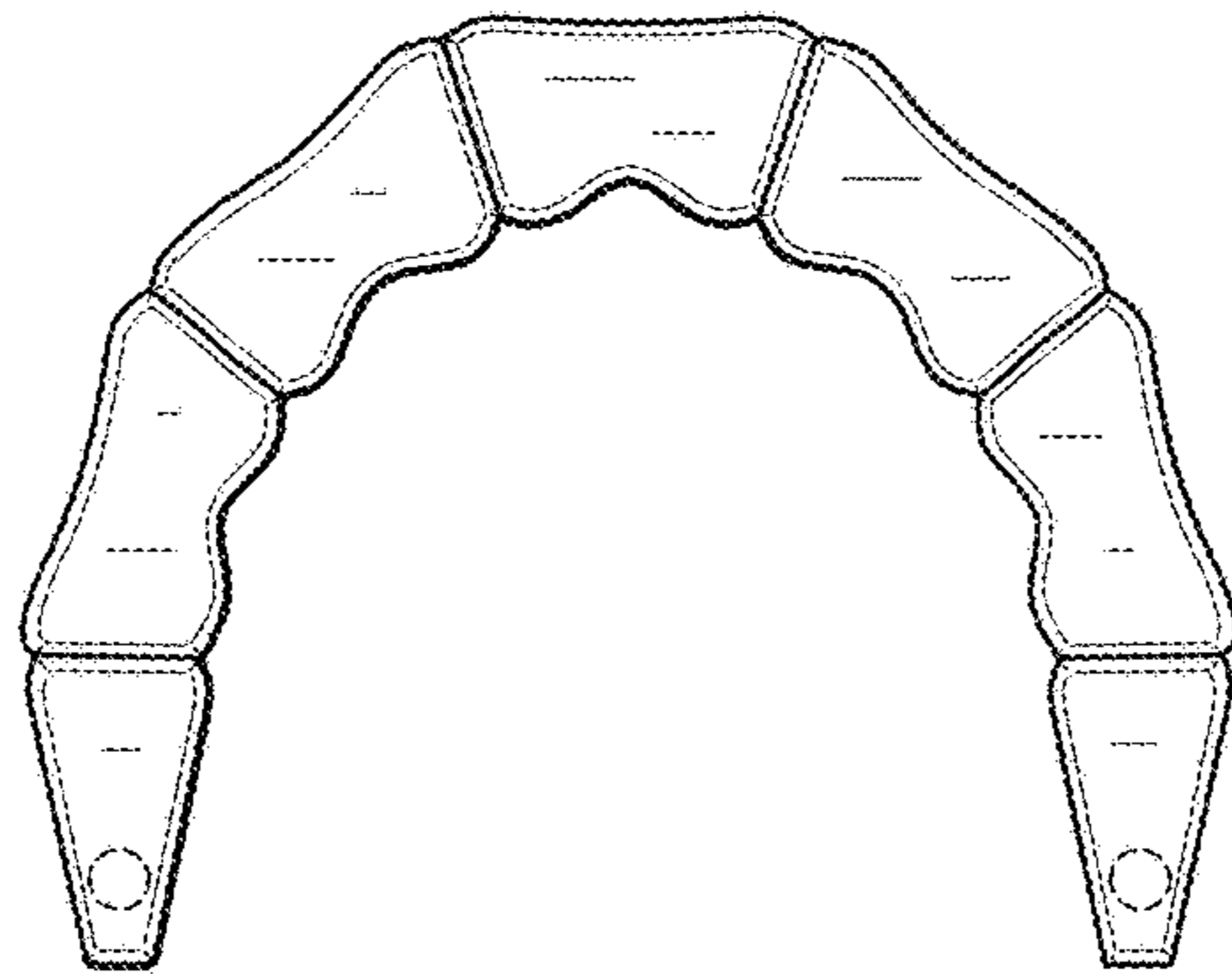


FIG. 4



FIG. 5




FIG. 6



FIG. 7

