



US00D858979S

(12) **United States Design Patent**  
**Dumas**

(10) **Patent No.:** **US D858,979 S**

(45) **Date of Patent:** **\*\* Sep. 10, 2019**

(54) **BAG**

(71) Applicant: **HERMES SELLIER (SOCIÉTÉ PAR  
ACTIONS SIMPLIFIÉE)**, Paris (FR)

(72) Inventor: **Pierre-Alexis Dumas**, Paris (FR)

(\*\*) Term: **15 Years**

(21) Appl. No.: **35/504,580**

(22) Filed: **Feb. 26, 2018**

(80) **Hague Agreement Data**

Int. Filing Date: **Feb. 26, 2018**  
Int. Reg. No.: **DM/100039**  
Int. Reg. Date: **Feb. 26, 2018**  
Int. Reg. Pub. Date: **Mar. 16, 2018**

(51) **LOC (12) Cl.** ..... **03-01**

(52) **U.S. Cl.**  
USPC ..... **D3/239; D3/232**

(58) **Field of Classification Search**  
USPC ..... D3/201, 217, 232–233, 239, 240–243,  
D3/245–247, 249–253, 318, 321, 322  
CPC ..... A45C 1/024; A45C 3/06  
See application file for complete search history.

(56) **References Cited**

**U.S. PATENT DOCUMENTS**

D107,333 S \* 12/1937 Gierden ..... D3/239  
D420,508 S \* 2/2000 Kohlhase ..... D3/232

D515,809 S \* 2/2006 Perella ..... D3/232  
D663,117 S \* 7/2012 Schiffman ..... D3/232  
D781,051 S \* 3/2017 Leopardi ..... D3/232  
D798,588 S \* 10/2017 Heyman ..... D3/232  
D818,705 S \* 5/2018 Lee ..... D3/232  
D834,811 S \* 12/2018 Nair ..... D3/232  
D834,815 S \* 12/2018 Barlier ..... D3/246

\* cited by examiner

*Primary Examiner* — Holly E Thurman

(57) **CLAIM**

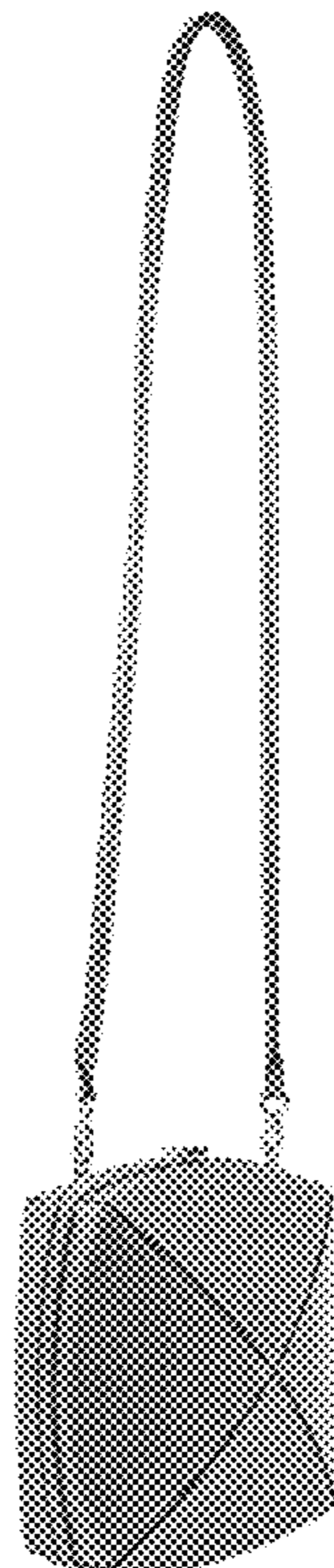
The ornamental design for a bag, as shown and described.

**DESCRIPTION**


1. Bag  
FIG. 1.1 is a perspective view of a bag of the claimed design;  
FIG. 1.2 is a front elevational view of the bag shown in FIG.  
1.1;  
FIG. 1.3 is a back elevational view of the bag shown in FIG.  
1.1;  
FIG. 1.4 is a right elevational view of the bag shown in FIG.  
1.1;  
FIG. 1.5 is a left elevational view of the bag shown in FIG.  
1.1;  
FIG. 1.6 is a top plan view of the bag shown in FIG. 1.1;  
FIG. 1.7 is a bottom plan view of the bag shown in FIG. 1.1;  
and  
FIG. 1.8 is a detail view of a portion of the bag shown in  
FIG. 1.1.

The claimed design is shown in the figures by solid lines as well as by broken lines that represent stitching.


**1 Claim, 8 Drawing Sheets**




1.1



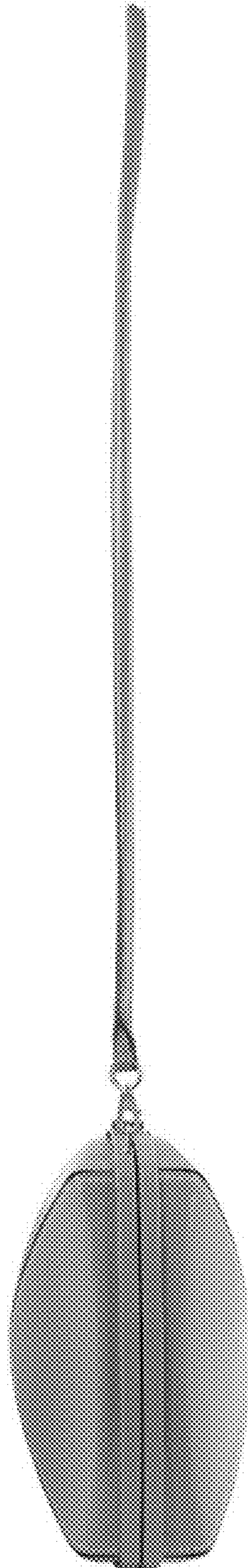
1.2



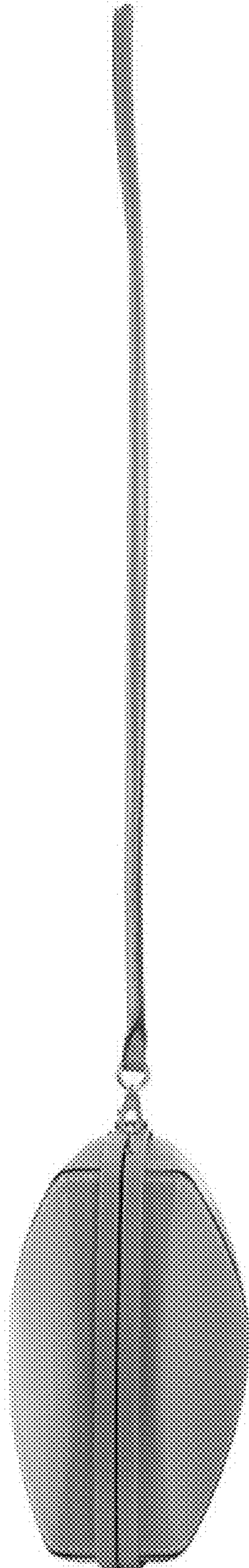
1.3




1.4




1.5



1.6



1.7





1.8

