



US00D858968S

(12) **United States Design Patent** (10) **Patent No.:** **US D858,968 S**
Storelli et al. (45) **Date of Patent:** **** Sep. 10, 2019**

(54) **INSOLE**

(71) Applicant: **STORELLI SPORTS, INC.**, Brooklyn, NY (US)

(72) Inventors: **Claudio Storelli**, New York, NY (US); **Thomas Vincent Marchesi**, New York, NY (US); **Sarah Blaser**, Brooklyn, NY (US); **Hendrik Mark Schermers**, Brooklyn, NY (US)

(73) Assignee: **STORELLI SPORTS, INC.**, Brooklyn, NY (US)

(**) Term: **15 Years**

(21) Appl. No.: **29/611,068**

(22) Filed: **Jul. 18, 2017**

Related U.S. Application Data

(63) Continuation-in-part of application No. 29/591,434, filed on Jan. 19, 2017, now Pat. No. Des. 818,686.

(51) **LOC (12) Cl.** **02-04**

(52) **U.S. Cl.**
USPC **D2/961**

(58) **Field of Classification Search**
USPC D2/896, 946, 961, 947
(Continued)

(56) **References Cited**

U.S. PATENT DOCUMENTS

730,366 A 6/1903 Gunthorp
D263,644 S 4/1982 Vinnecour et al.
(Continued)

FOREIGN PATENT DOCUMENTS

CN 103315442 8/2015
EP 1491107 12/2004
(Continued)

OTHER PUBLICATIONS

International Search Report and Written Opinion, US Patent and Trademark Office, co-pending Application No. PCT/US2017/031803, dated Aug. 11, 2017.

(Continued)

Primary Examiner — Elizabeth J Oswecki
(74) *Attorney, Agent, or Firm* — Gottlieb, Rackman & Reisman, PC

(57) **CLAIM**

The ornamental design for an insole, as shown and described.

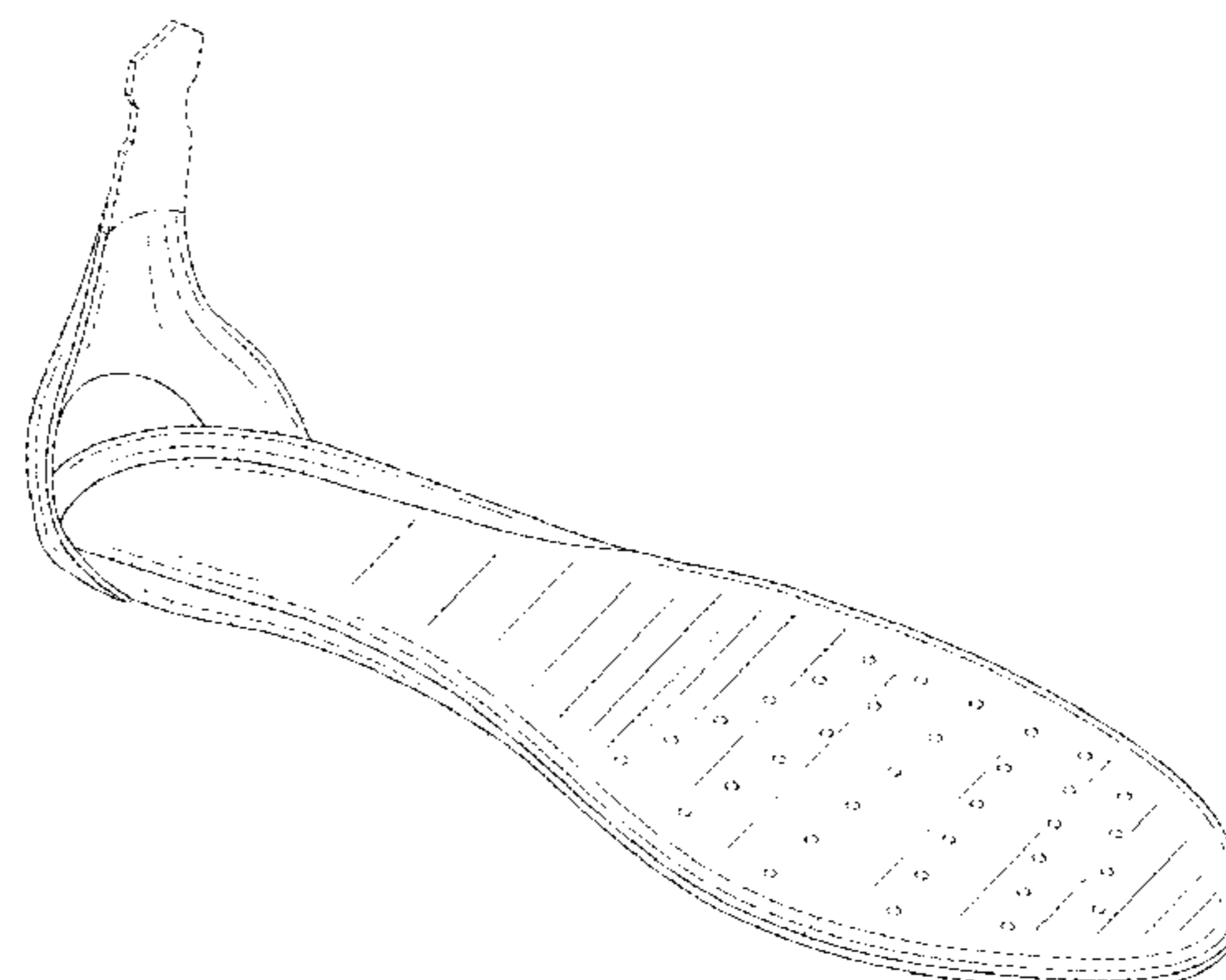
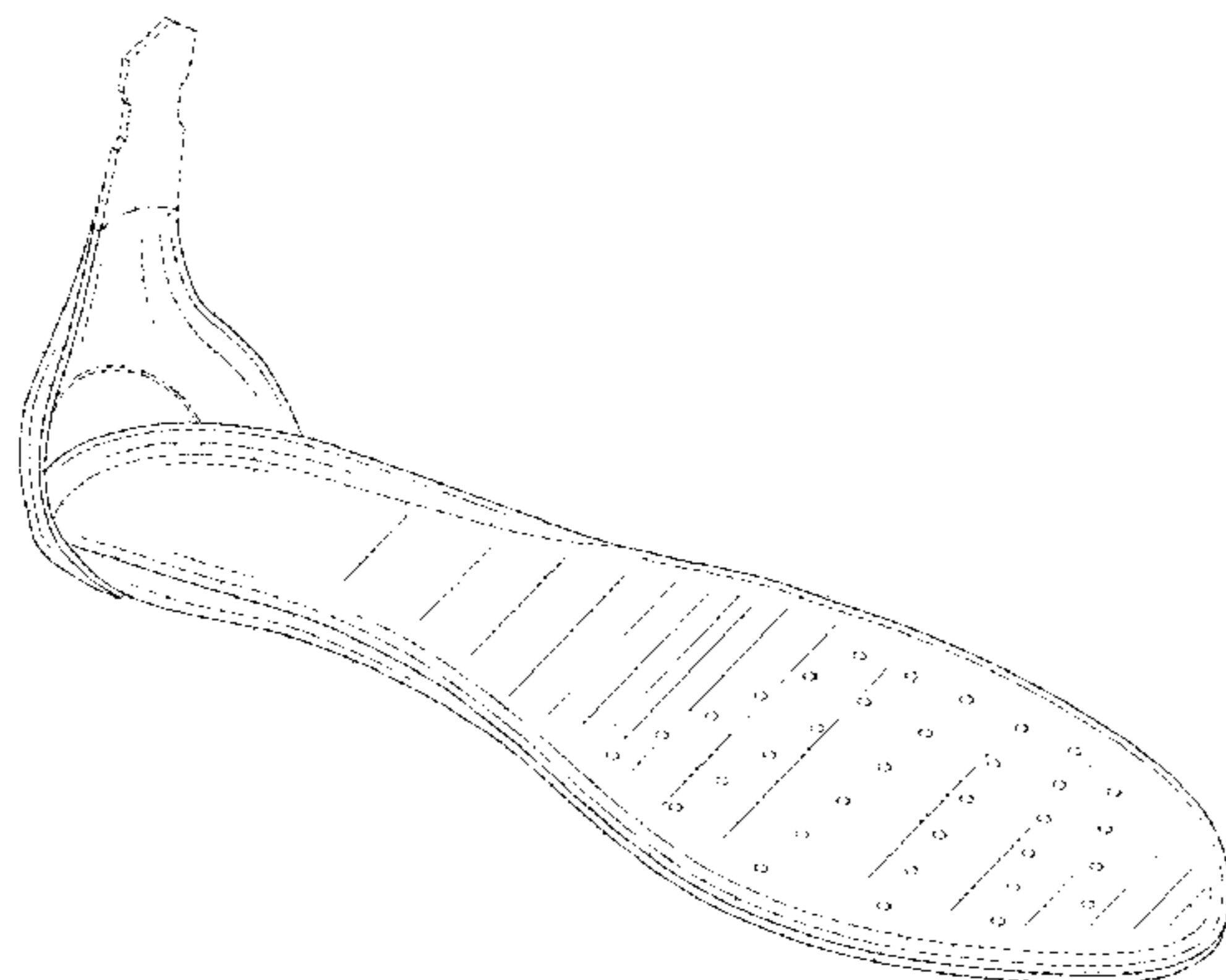
DESCRIPTION

FIG. 1 is a front perspective view of a first embodiment of an insole showing our new design; FIG. 2 is a rear perspective view thereof; FIG. 3 is a left side perspective view thereof, the right side being a mirror image of the left side; FIG. 4 is a top plan view thereof; FIG. 5 is a front view thereof; FIG. 6 is a rear view thereof; FIG. 7 is a front perspective view of a second embodiment of an insole showing our new design; FIG. 8 is a rear perspective view thereof; FIG. 9 is a left side perspective view thereof, the right side being a mirror image of the left side; FIG. 10 is a top plan view thereof; FIG. 11 is a front view thereof; and, FIG. 12 is a rear view thereof.

The broken lines shown in the drawings represent portions of the insole that form no part of the claimed design. The dash-dot-dash broken lines on the back heel of the insole in FIGS. 1-12 represent the boundary line of the claimed design.

All surfaces not shown form no part of the claimed design.

1 Claim, 12 Drawing Sheets



(58) **Field of Classification Search**

CPC A43B 1/00; A43B 3/00; A43B 7/00; A43B 7/14; A43B 7/1405; A43B 7/141; A43B 7/1415; A43B 7/142; A43B 7/143; A43B 7/1435; A43B 7/144; A43B 7/1445; A43B 7/145; A43B 7/1465; A43B 7/1475; A43B 7/32; A43B 13/00; A43B 13/02; A43B 13/04; A43B 17/00; A43B 17/003; A43B 17/14; A43B 19/00

See application file for complete search history.

(56) **References Cited**

U.S. PATENT DOCUMENTS

4,524,529 A 6/1985 Schaefer
 D284,901 S 8/1986 Tilles
 D316,929 S 5/1991 Ullman
 D324,761 S 3/1992 Soo-Kwan
 5,319,867 A 6/1994 Weber
 D396,138 S 7/1998 Roy
 5,994,245 A 11/1999 Marier et al.
 D424,791 S 5/2000 Coleman
 D432,769 S 10/2000 Yung et al.
 6,275,997 B1 8/2001 Richardson
 D497,470 S 10/2004 Crewdson et al.
 7,047,671 B2 5/2006 Steed
 D536,518 S 2/2007 Gallegos
 D552,838 S 10/2007 Quinn
 7,401,421 B2 7/2008 Brennan
 7,552,483 B2 6/2009 Turner
 7,610,696 B2 11/2009 Davis
 7,685,741 B2 3/2010 Friedman
 7,726,044 B2 6/2010 Gray
 D619,347 S 7/2010 Raimondo
 7,908,774 B2 3/2011 Mirza et al.
 D746,033 S 12/2015 Cherneski
 D752,327 S * 3/2016 Yoon D2/961
 D780,318 S * 2/2017 Kandler D24/192
 9,675,119 B2 6/2017 Alston
 D794,810 S 8/2017 Sorbel et al.
 D807,004 S * 1/2018 Martinez D2/961
 D811,709 S * 3/2018 Buck D2/961
 D818,686 S 5/2018 Storelli et al.

D841,966 S * 3/2019 Mitchell D2/961
 2002/0066209 A1 6/2002 Steed et al.
 2002/0178614 A1* 12/2002 Issler A43B 3/26
 36/43
 2007/0204482 A1 9/2007 Gibson-Collinson
 2007/0204484 A1 9/2007 Davis
 2007/0234592 A1 10/2007 Crates
 2007/0271826 A1 11/2007 Mirza et al.
 2007/0289163 A1 12/2007 Weiss
 2008/0301979 A1 12/2008 Lee
 2011/0126424 A1 6/2011 Gobbato
 2013/0019505 A1 1/2013 Borel et al.
 2013/0025156 A1 1/2013 Martinez et al.
 2013/0145527 A1 6/2013 Miwa et al.
 2014/0190038 A1 7/2014 Stratton et al.
 2015/0013181 A1 1/2015 Cotter
 2015/0027002 A1 1/2015 Elliott
 2015/0181978 A1 7/2015 Piontkowski
 2015/0208758 A1 7/2015 Williams, Sr.
 2015/0257475 A1 9/2015 Langvin et al.

FOREIGN PATENT DOCUMENTS

KR 20100065801 6/2010
 WO 2010/111623 9/2010
 WO 2013/167856 11/2013
 WO 2014/122450 8/2014
 WO 2015/121637 8/2015
 WO 2016103022 6/2016
 WO 2017/196876 11/2017

OTHER PUBLICATIONS

Sport balls & Shoe soles, Cenway Polymer (Shanghai) Co., Ltd.; <http://www.elastomer.cn/e/action/ListInfo.php?classid=54>, Apr. 13, 2016.
 St3p Pu Flip Flops; <http://myfas.xyz/sanpham/st3p-pu-flip-flops-reviews/>; Apr. 13, 2016.
 Flat Cushion Replacement; Feet Relief; http://www.feetrelief.com/feetrelief/feetrelief_flat_cushion_insole.htm; Apr. 13, 2016.
 Cleat Insole, Shock Doctor, <https://www.shockdoctor.com/cleat-insole>; Apr. 13, 2016.

* cited by examiner

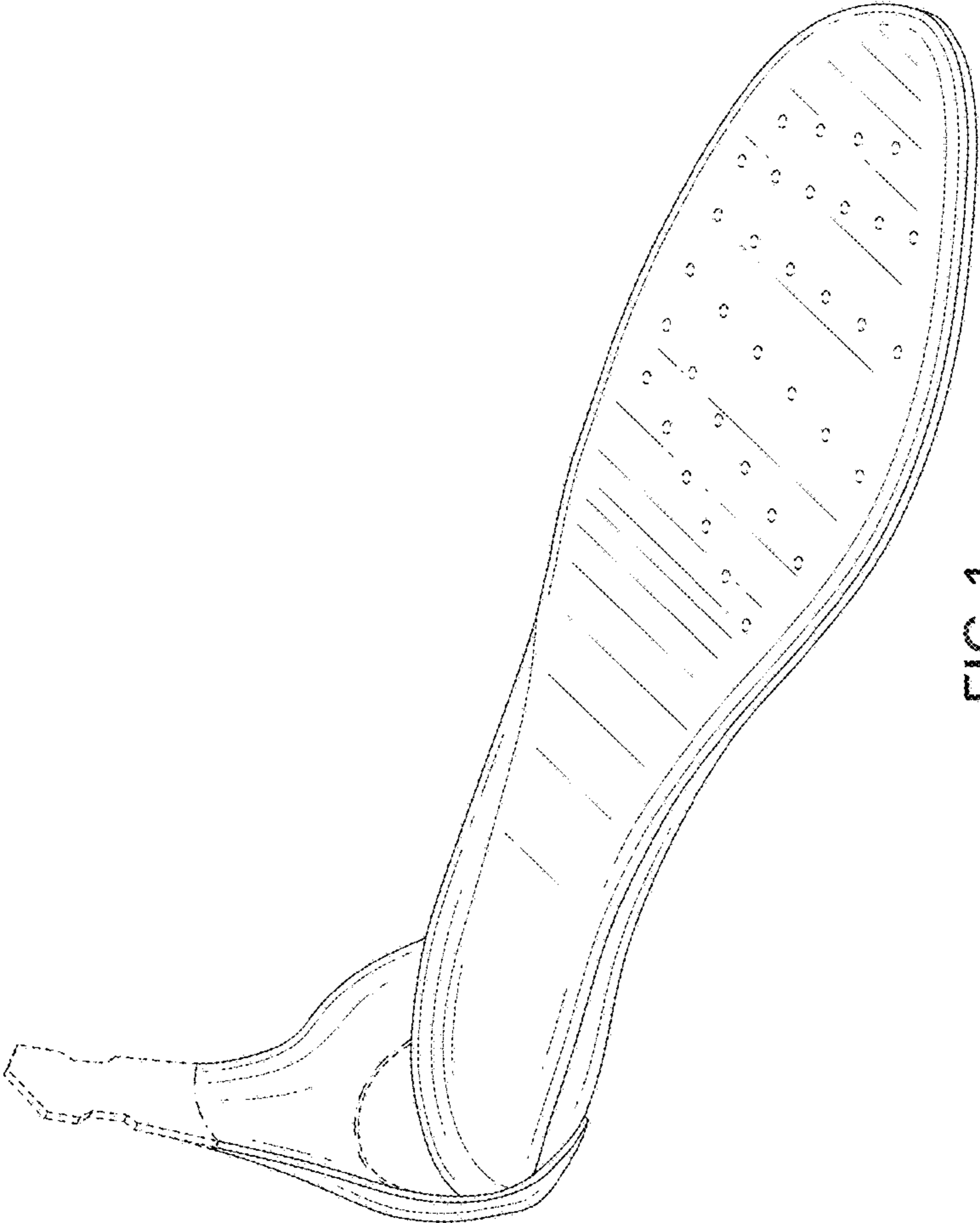


FIG. 1

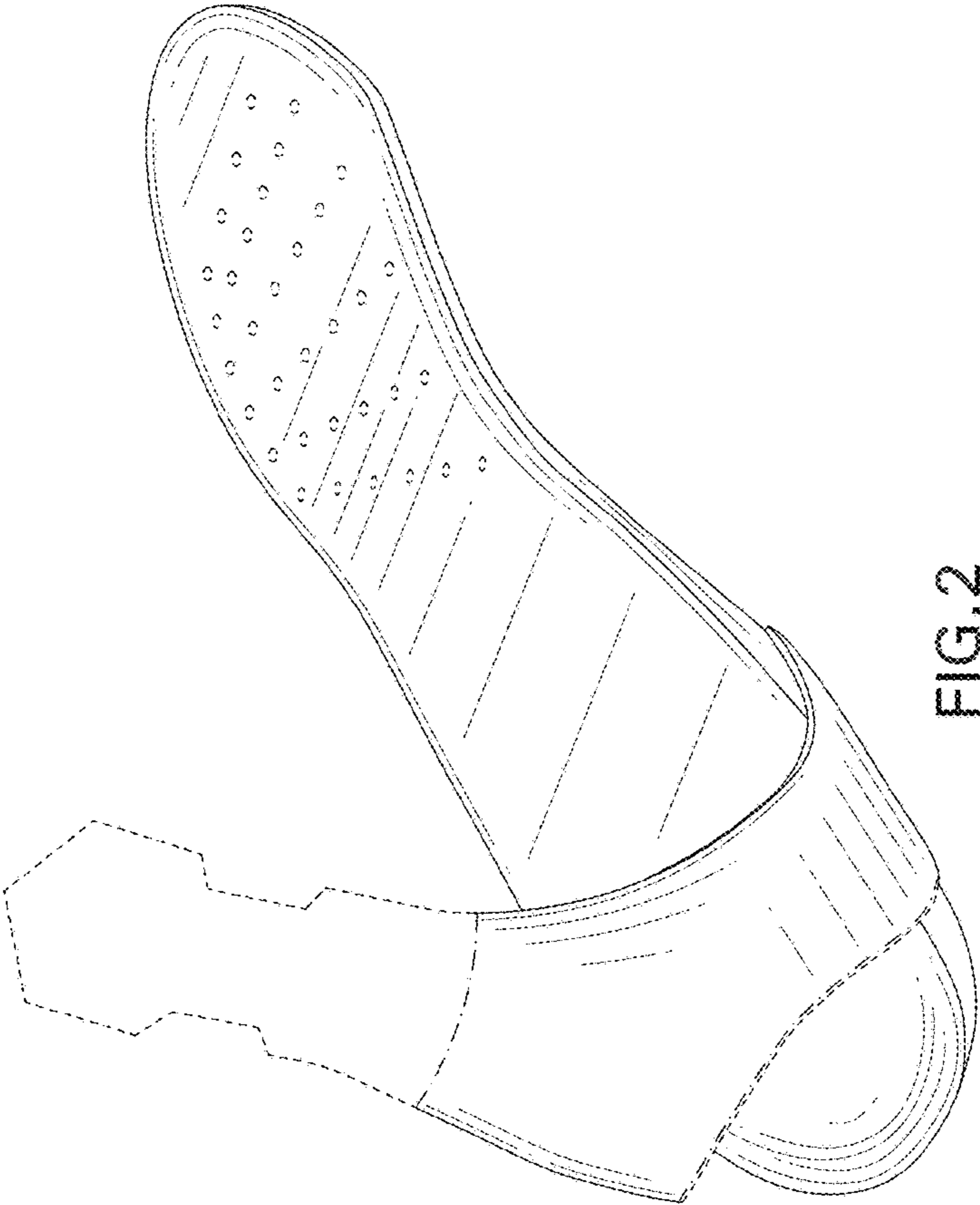


FIG. 2




FIG. 3

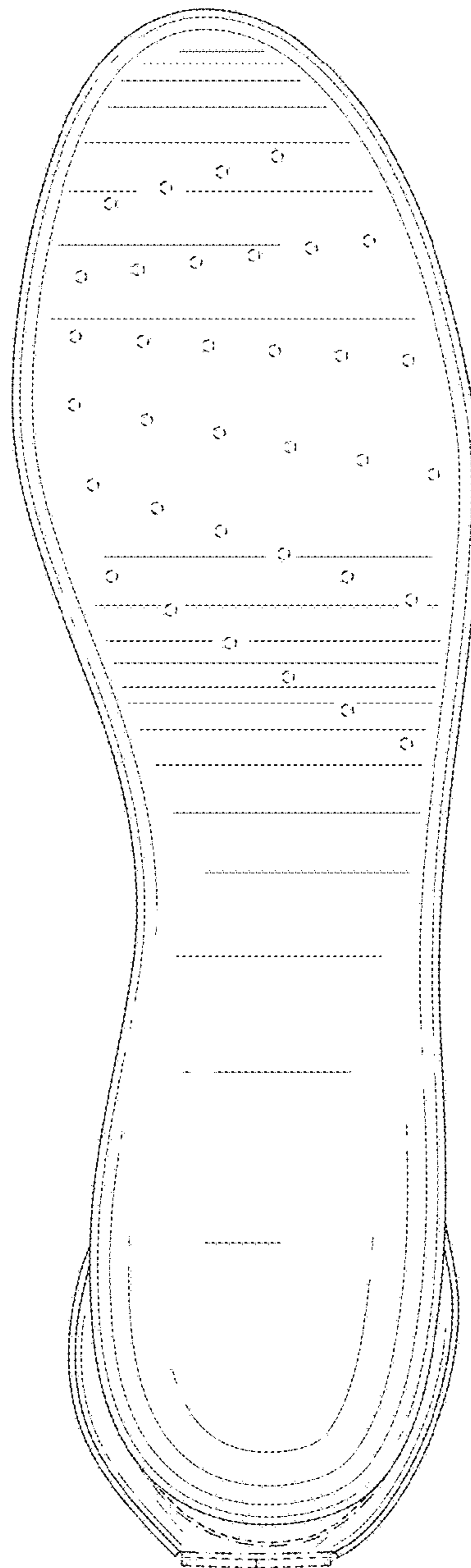


FIG. 4

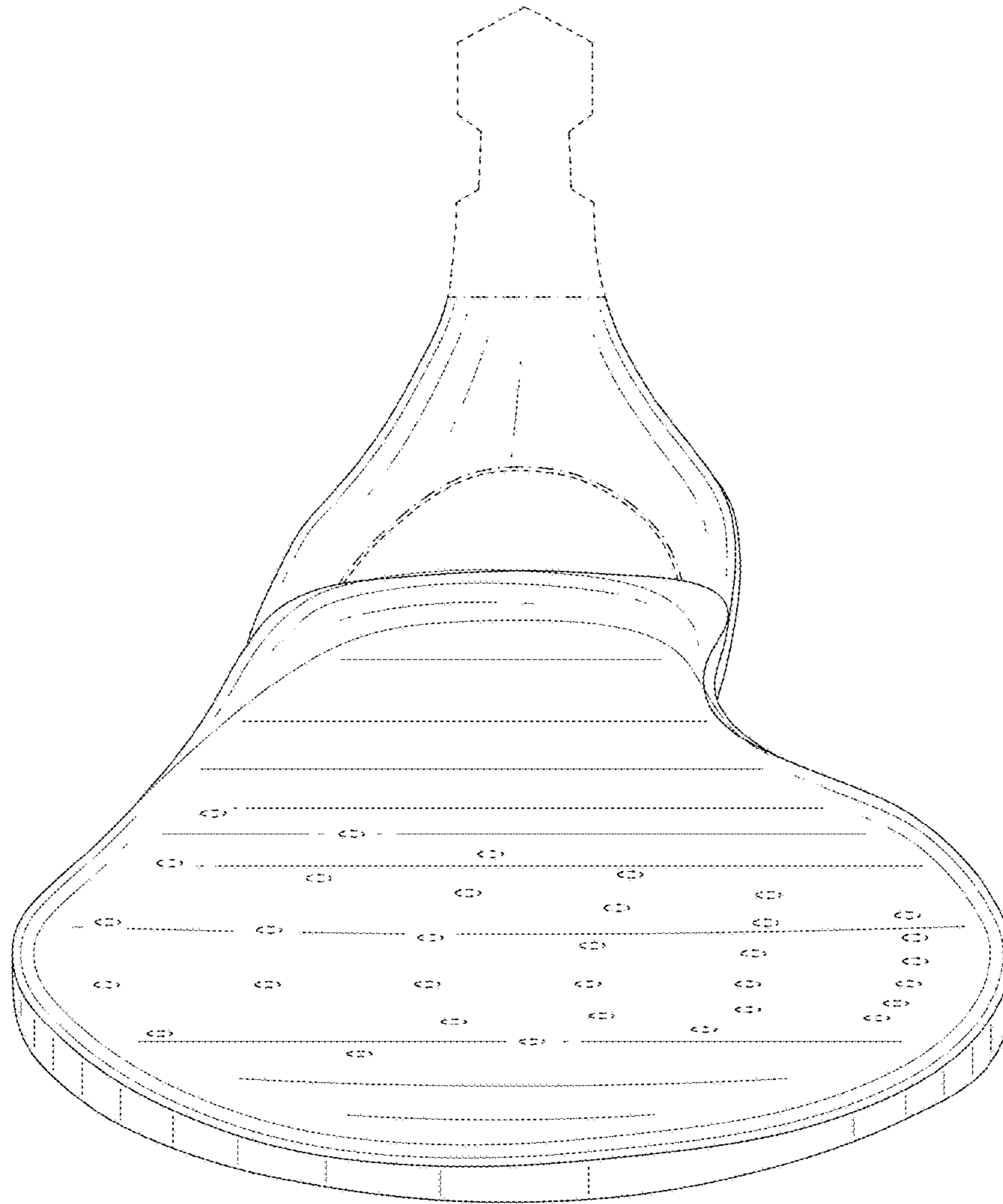


FIG. 5

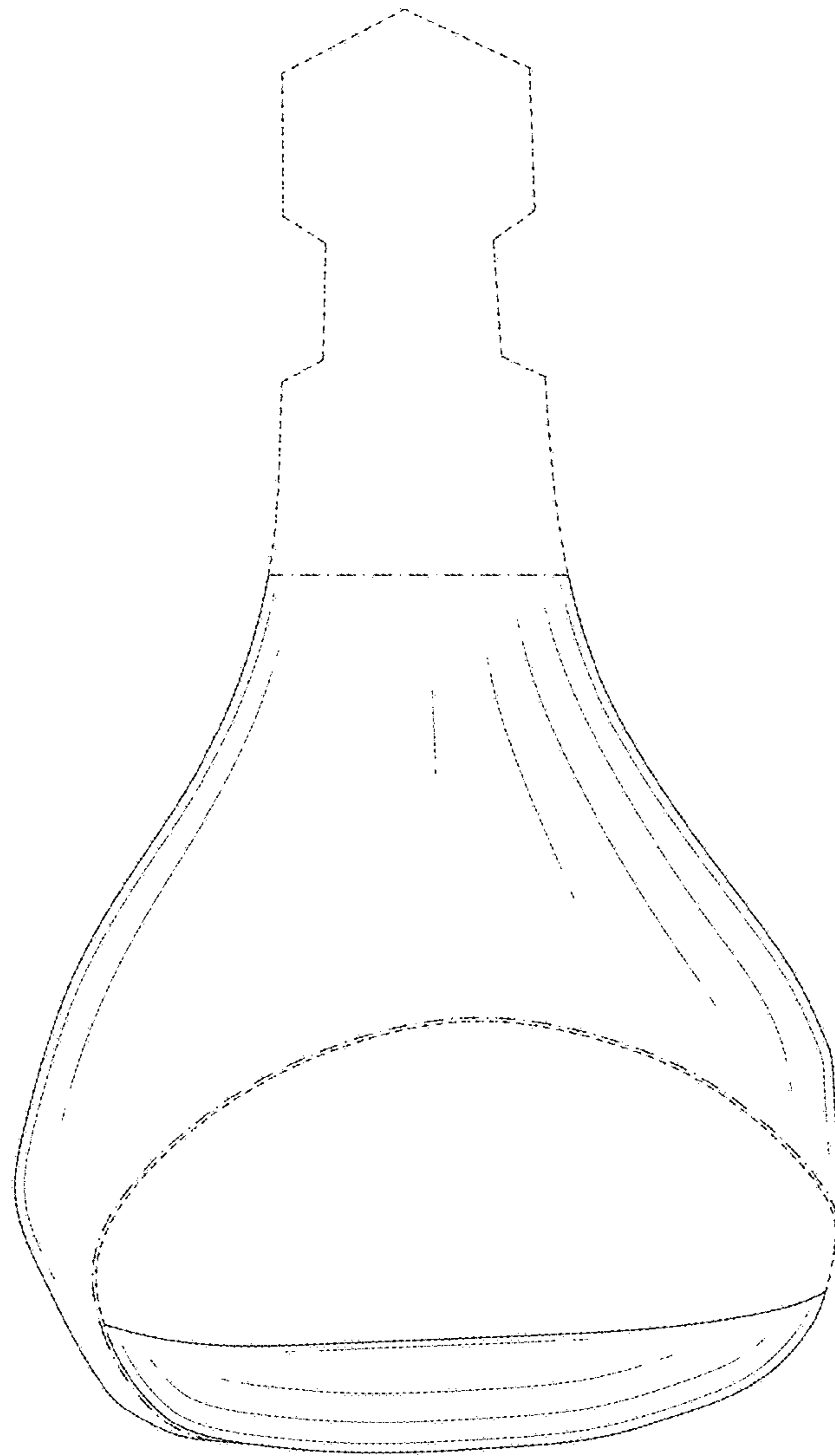


FIG. 6

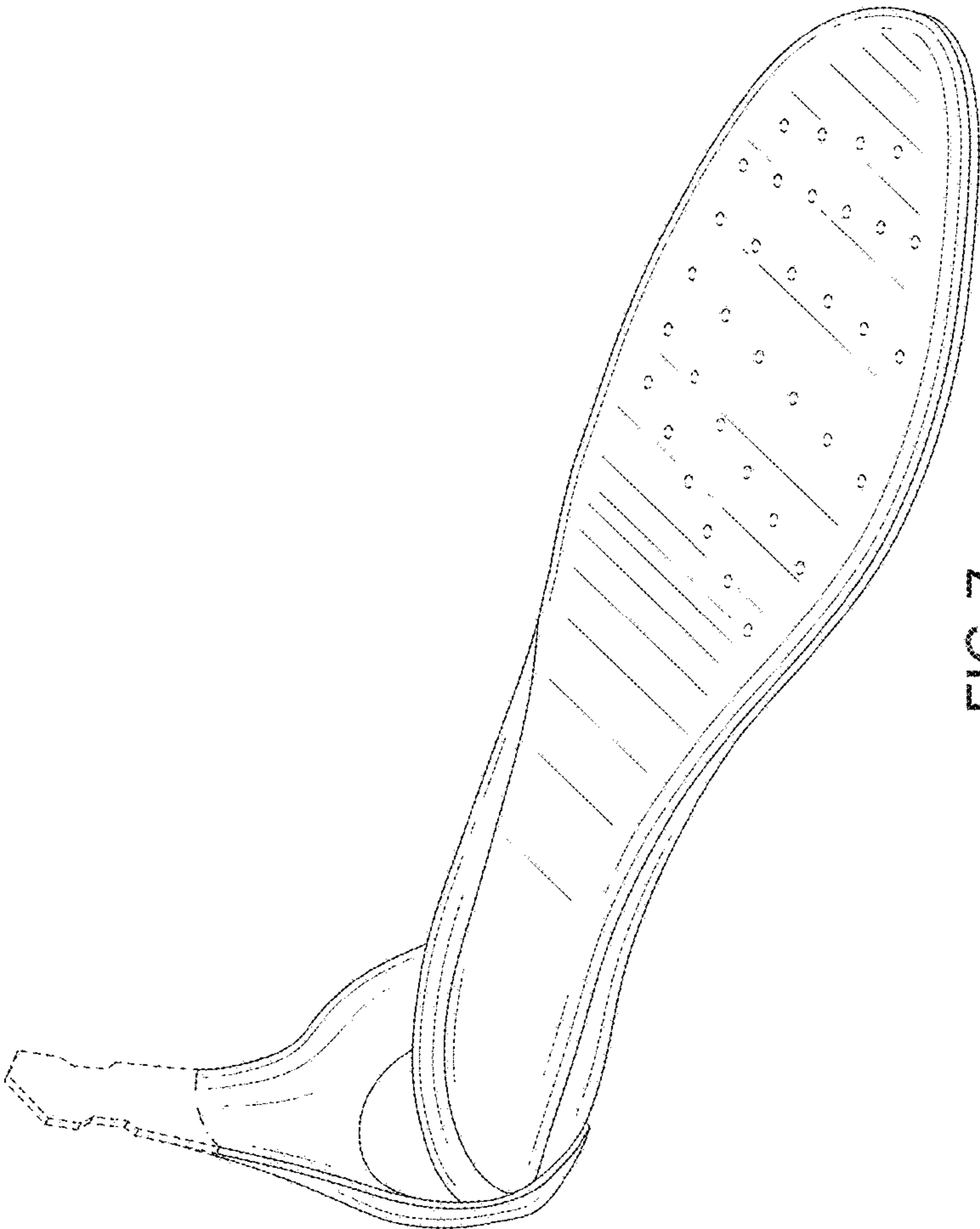


FIG. 7

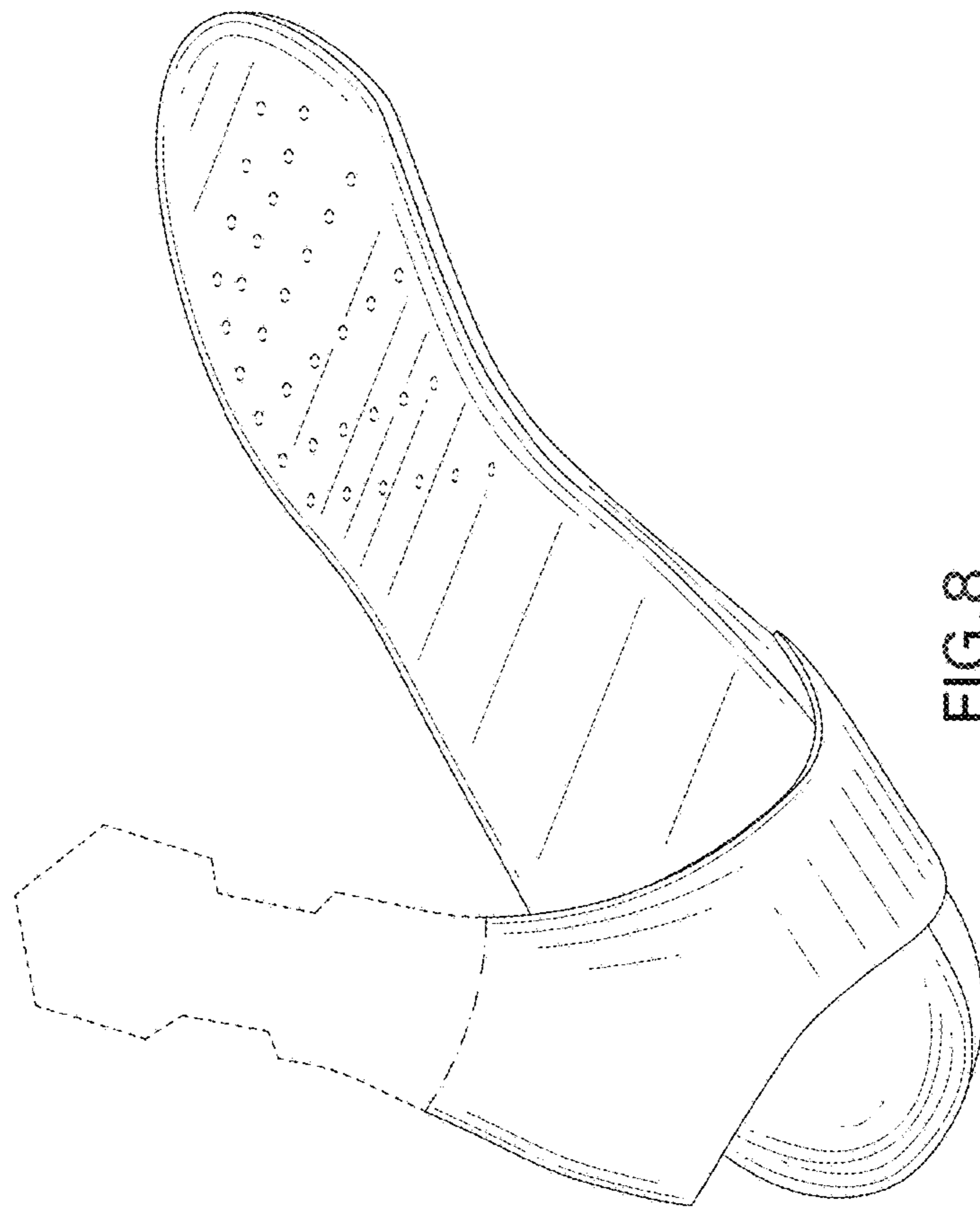


FIG. 8

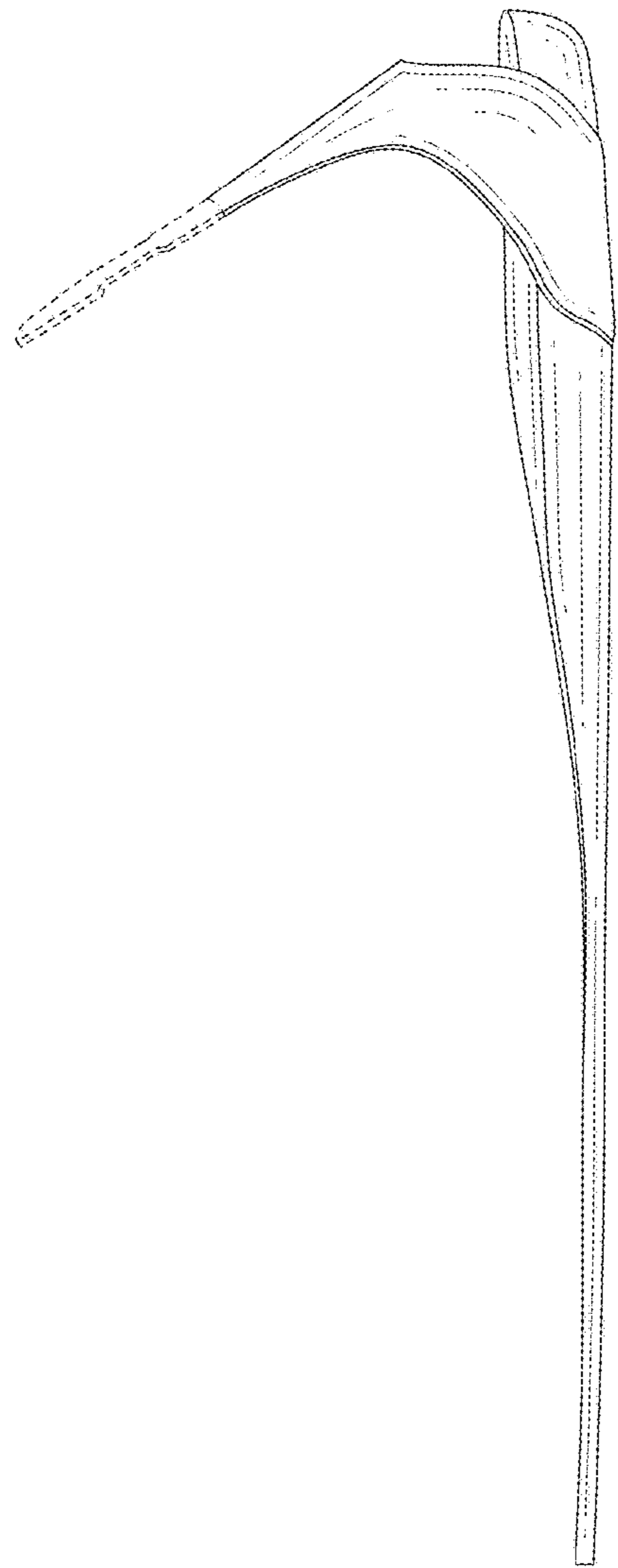


FIG. 9

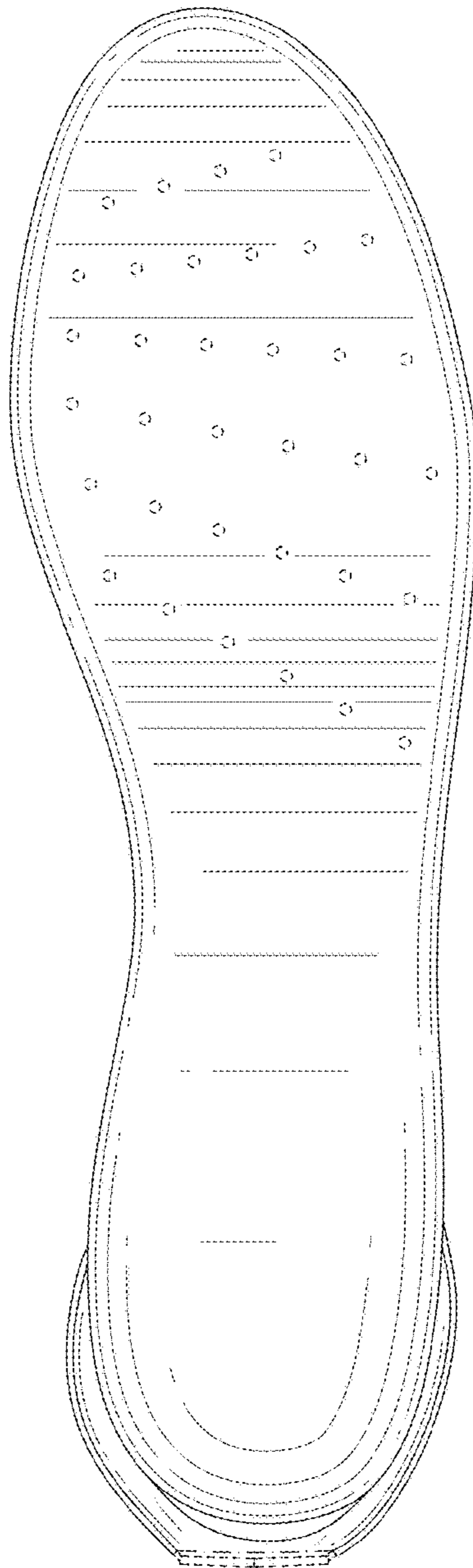


FIG. 10

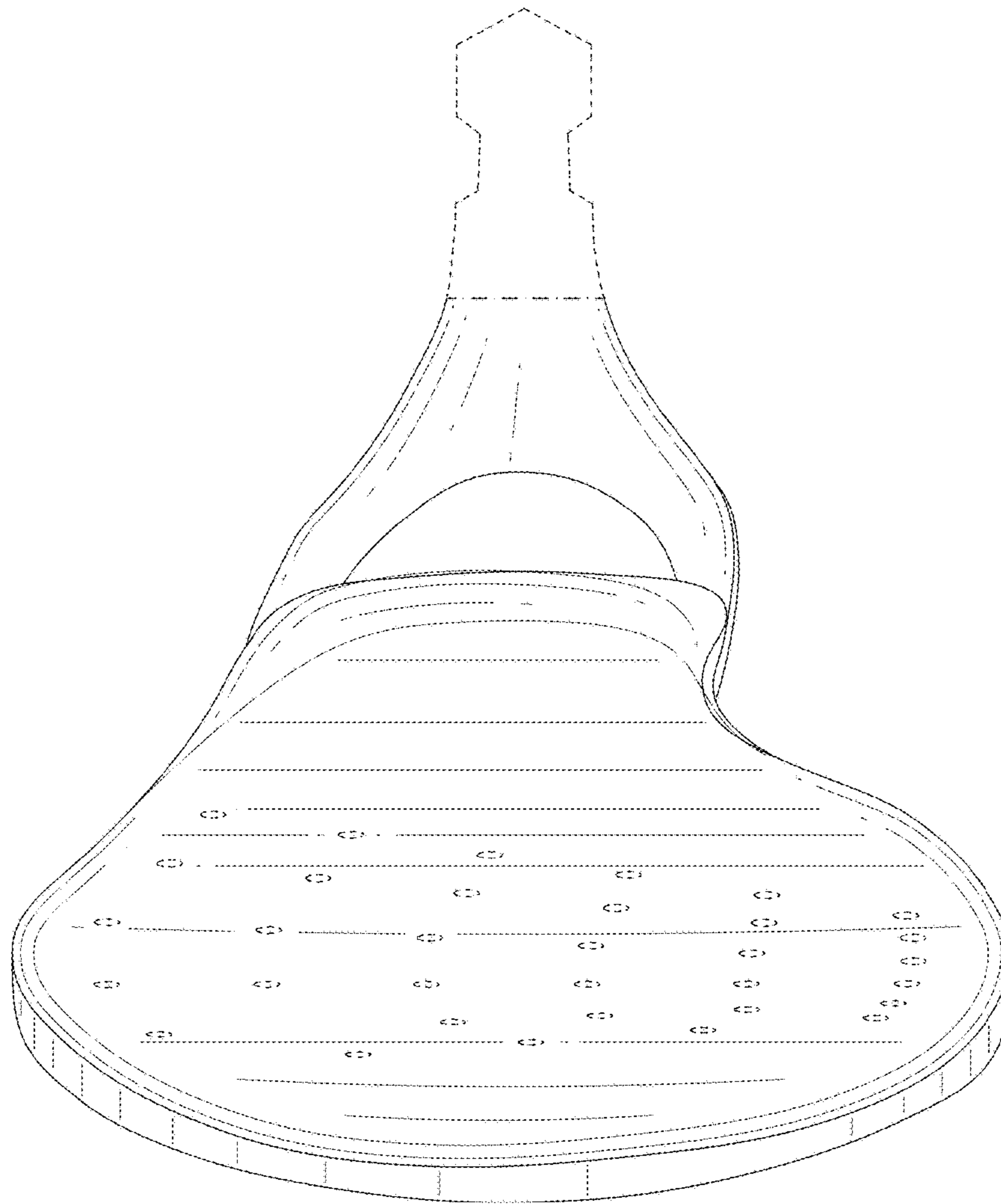


FIG.11

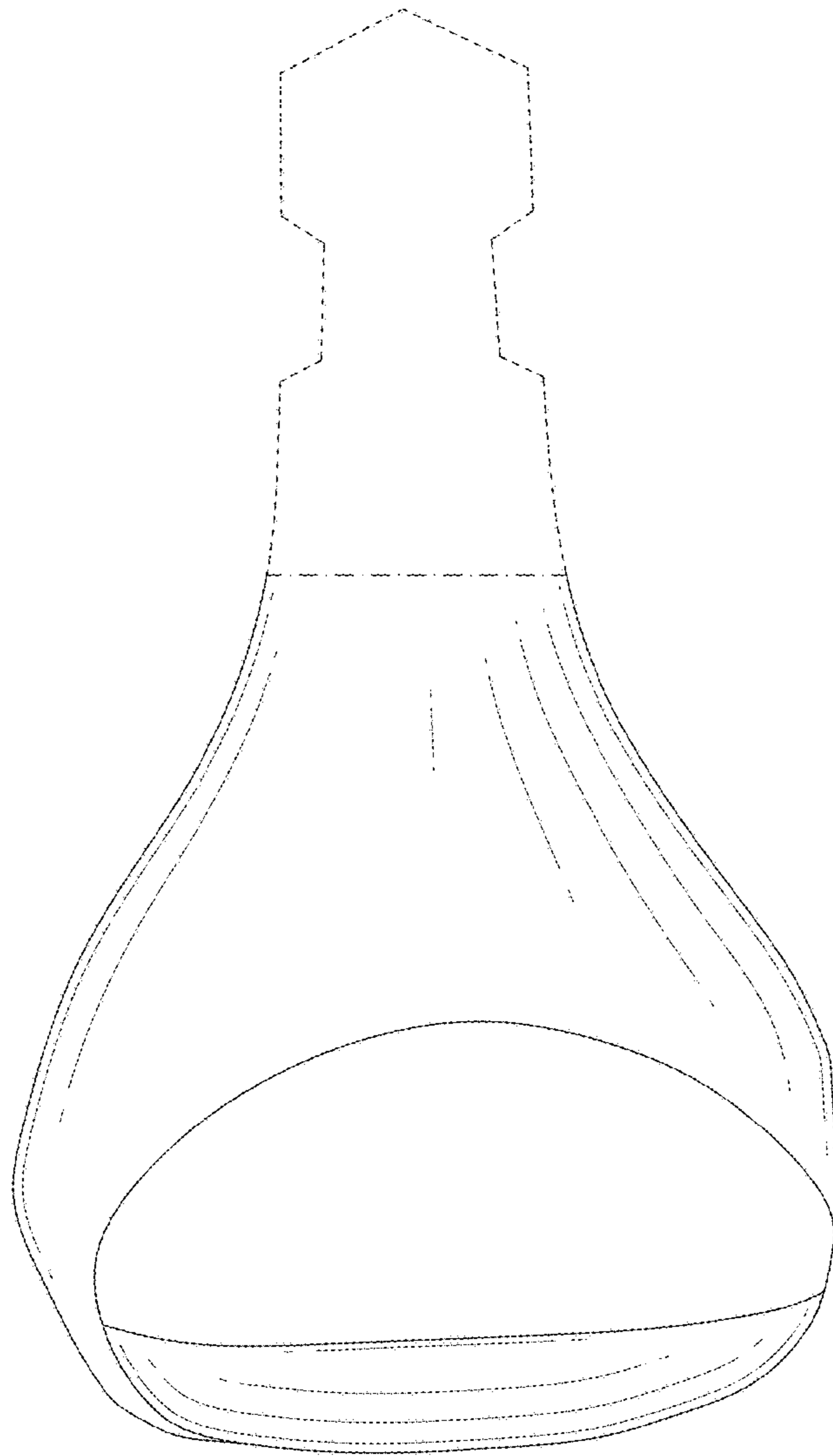


FIG. 12