



US00D858952S

(12) **United States Design Patent** (10) **Patent No.:** **US D858,952 S**  
**Williams et al.** (45) **Date of Patent:** **\*\* Sep. 10, 2019**

(54) **TODDLER SHOE**

(71) Applicants: **Margie Williams**, Tuscaloosa, AL (US);  
**Gregory Williams**, Tuscaloosa, AL (US)

(72) Inventors: **Margie Williams**, Tuscaloosa, AL (US);  
**Gregory Williams**, Tuscaloosa, AL (US)

(73) Assignees: **Gregory Williams, Jr.**, Tuscaloosa, AL (US); **Margie Williams**, Tuscaloosa, AL (US)

(\*\*) Term: **15 Years**

(21) Appl. No.: **29/658,782**

(22) Filed: **Aug. 2, 2018**

**Related U.S. Application Data**

(63) Continuation-in-part of application No. 29/648,488, filed on May 22, 2018, which is a continuation-in-part of application No. 29/648,492, filed on May 22, 2018, which is a continuation-in-part of application No. 29/650,424, filed on Jun. 6, 2018.

(51) **LOC (12) Cl.** ..... **02-04**

(52) **U.S. Cl.**  
USPC ..... **D2/900; D2/943**

(58) **Field of Classification Search**  
USPC ..... D2/896-900, 902-907, 919-923,  
D2/942-944, 946, 969, 961, 972-974  
CPC .... A43B 3/30; A43B 3/24; A43B 3/00; A43B  
23/06; A43B 23/02; A43C 11/12  
See application file for complete search history.

(56) **References Cited**

U.S. PATENT DOCUMENTS

4,103,440	A *	8/1978	Lawrence	.....	A43B 3/24	36/101
D294,653	S *	3/1988	Le	.....	D2/900	
5,983,528	A *	11/1999	Hartung	.....	A43B 3/24	36/101
7,013,587	B2 *	3/2006	Yama	.....	A43B 3/24	36/101
7,669,352	B2 *	3/2010	Stefani	.....	A43B 3/24	36/101
D615,734	S *	5/2010	Di Nucci	.....	D2/902	
D665,562	S *	8/2012	Di Nucci	.....	D2/902	
D741,054	S *	10/2015	Stillwagon	.....	D2/944	
D802,261	S *	11/2017	Stillwagon	.....	D2/923	
2004/0093764	A1 *	5/2004	Cheng	.....	A43B 1/0081	36/100

\* cited by examiner

*Primary Examiner* — Rashida C. Walshon

(57) **CLAIM**

The ornamental design for a toddler shoe, as shown and described.

**DESCRIPTION**

FIG. 1 is a perspective view of a toddler shoe; FIG. 2 is a left side elevational view thereof; FIG. 3 is a right side elevational view thereof; FIG. 4 is a front elevational view thereof; FIG. 5 is a rear elevational view thereof; and, FIG. 6 is a top plan view thereof.

The broken line showing of an outsole, laces, and zipper pull is included for the purpose of illustrating environmental structure and forms no part of the claimed design.

**1 Claim, 6 Drawing Sheets**





FIG. 1

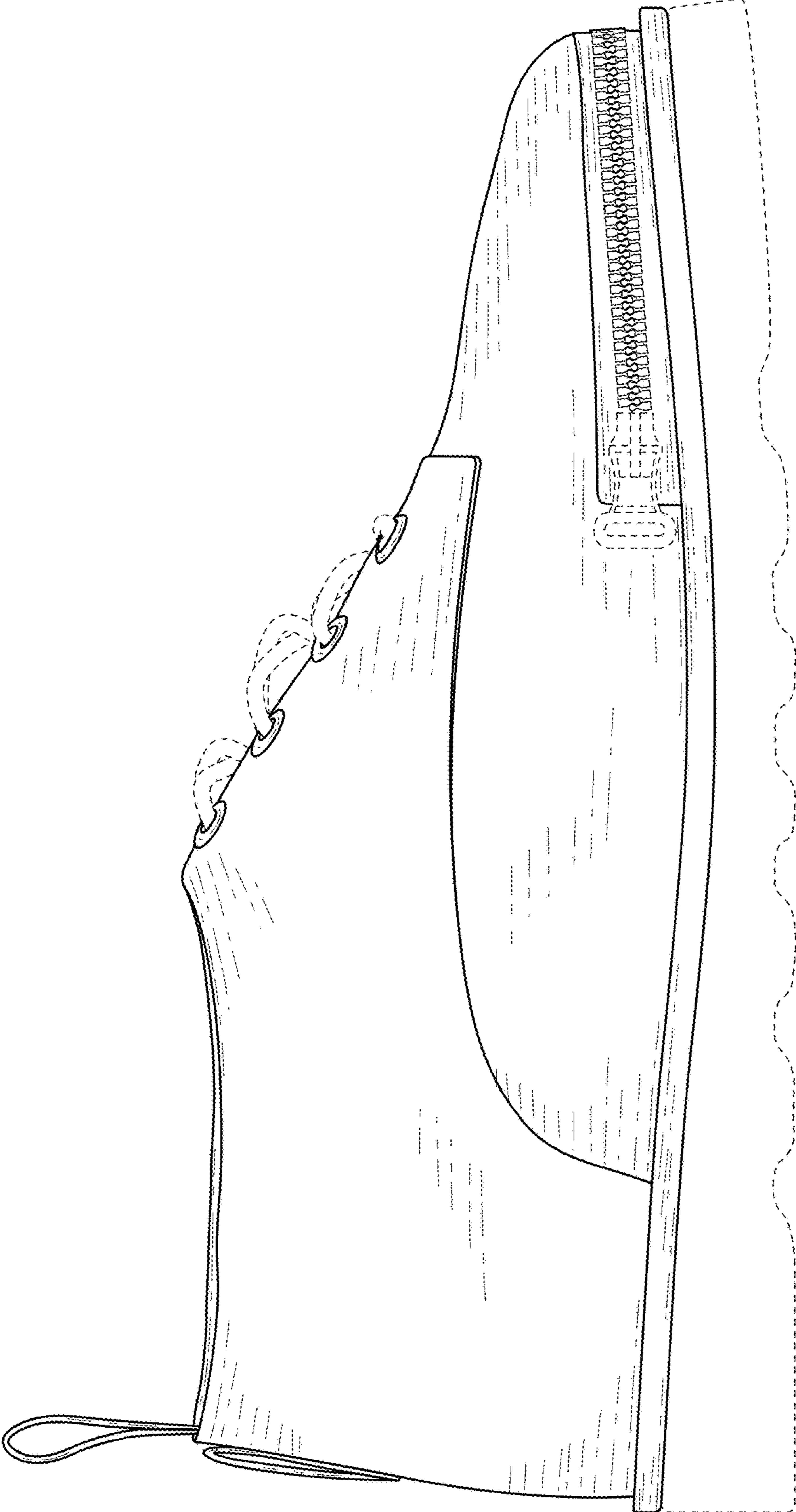


FIG. 2

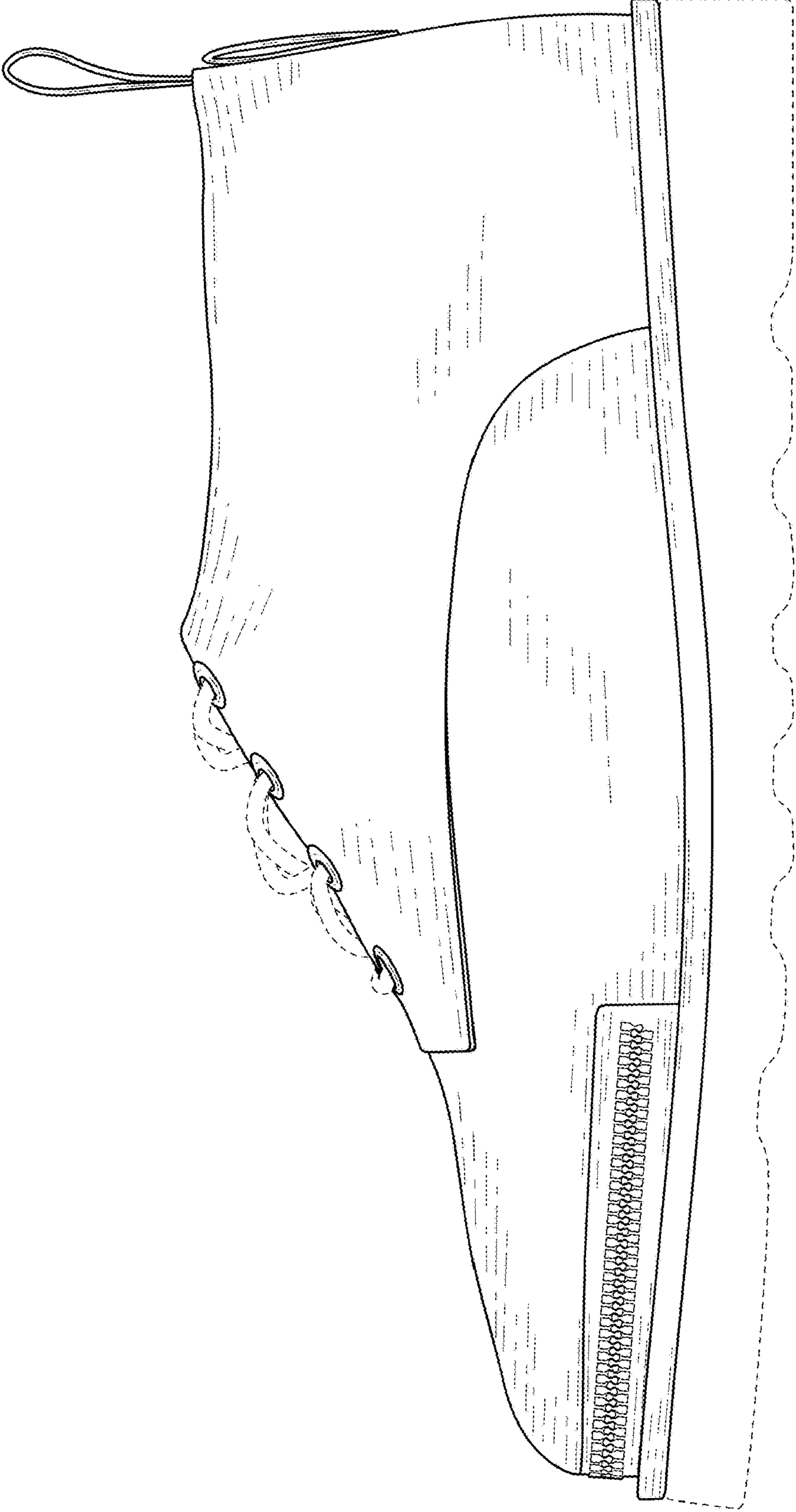


FIG. 3

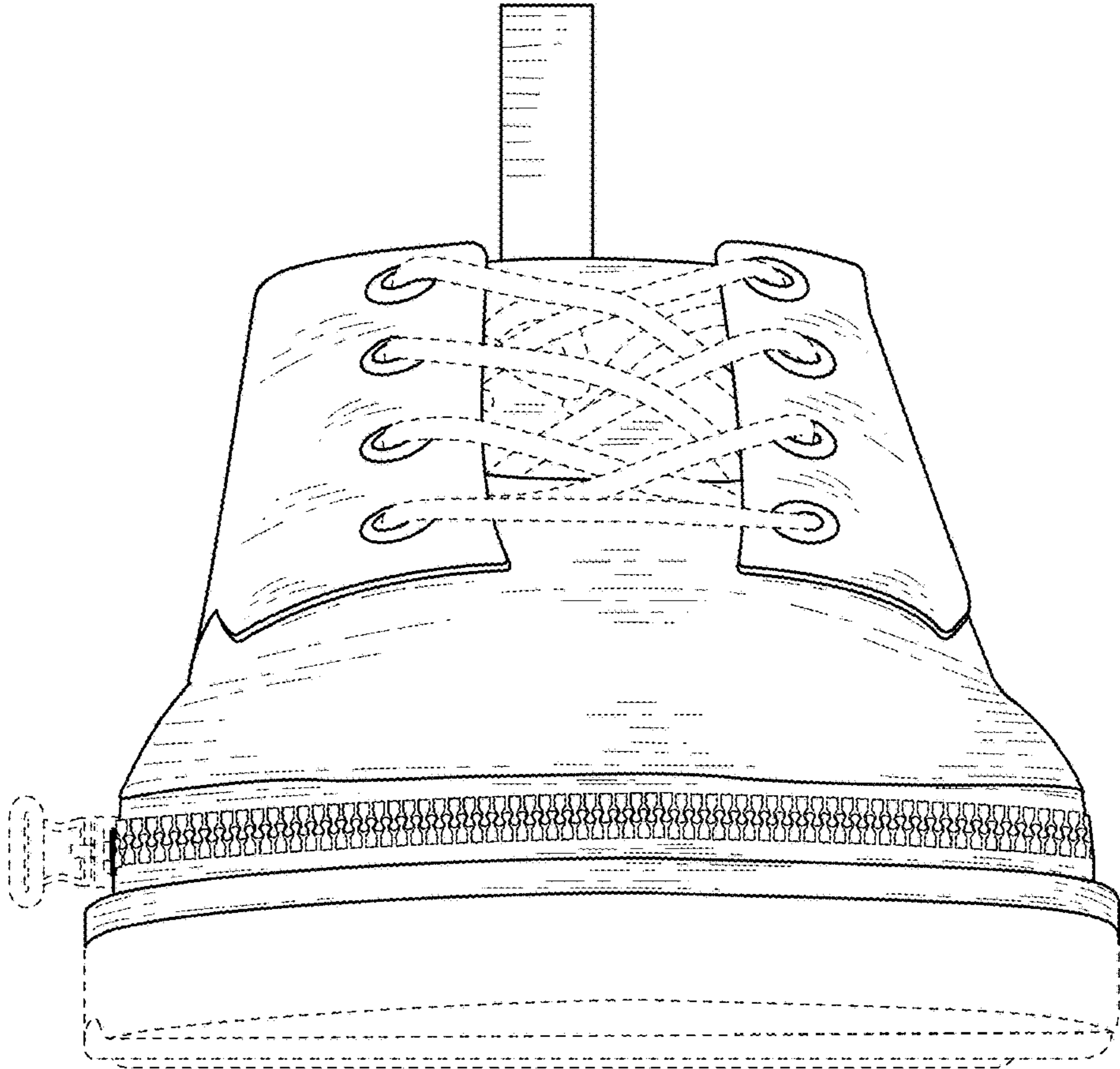


FIG. 4

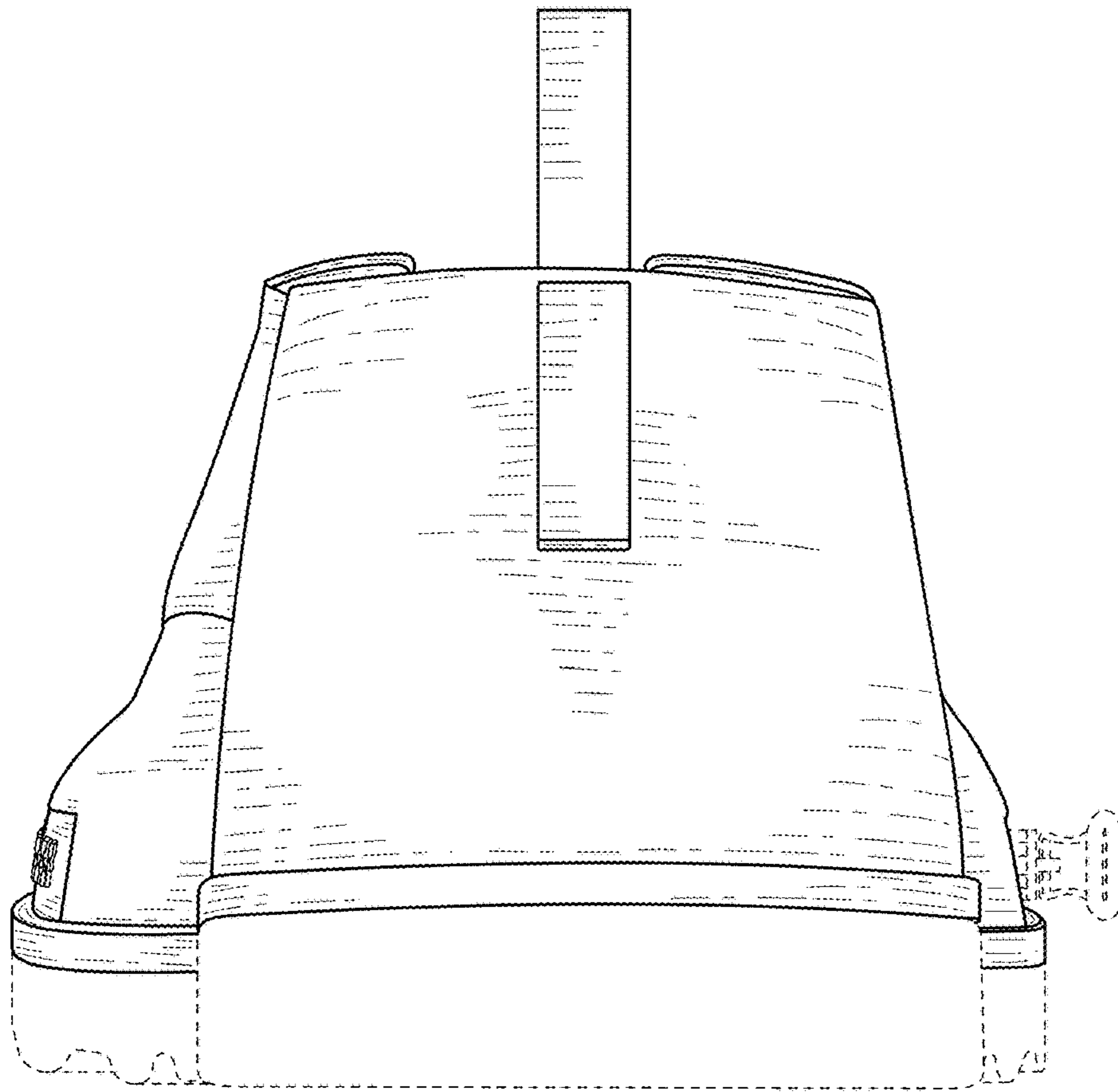


FIG. 5

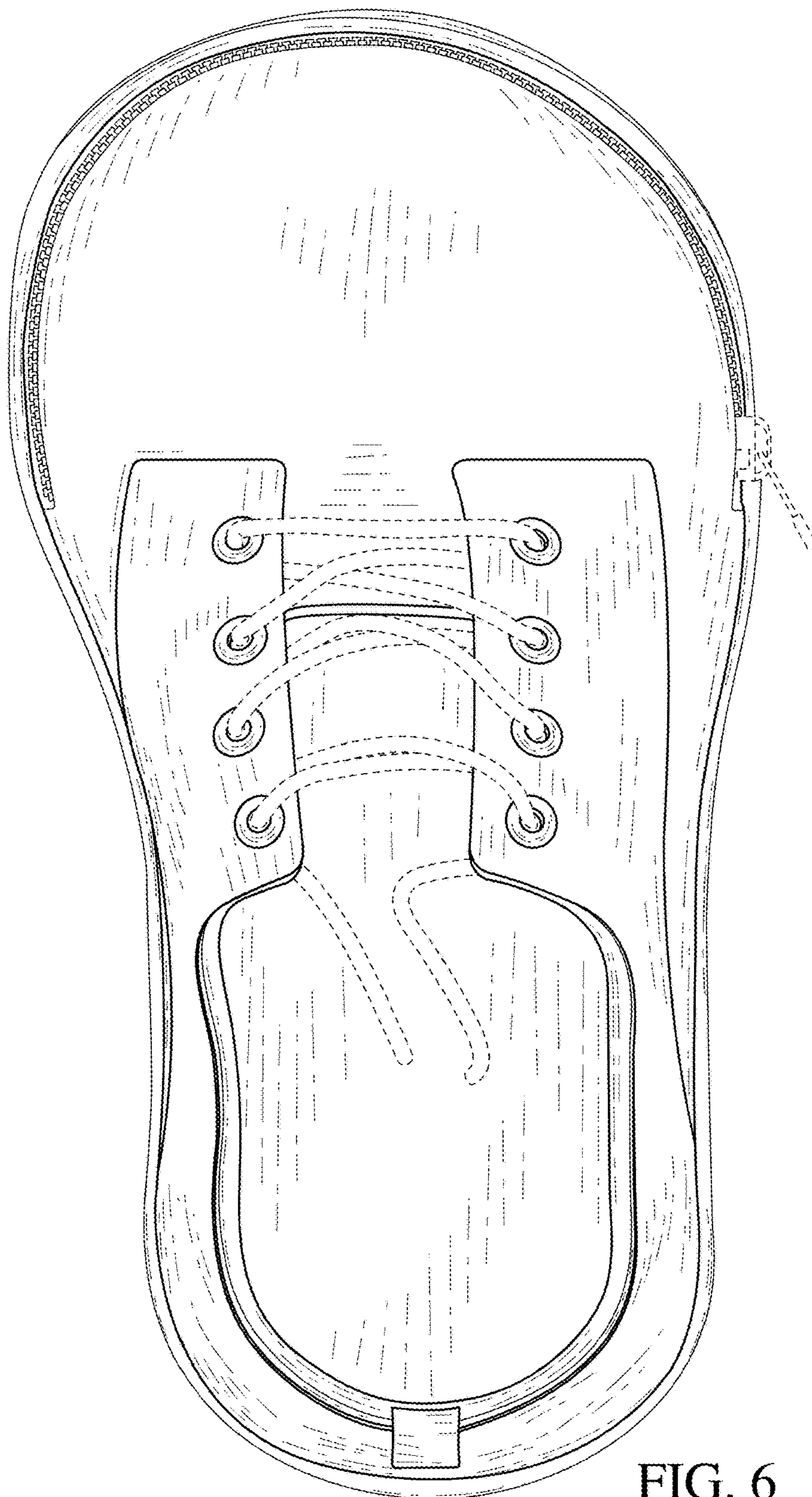


FIG. 6