

US00D858949S

(12) **United States Design Patent**
Wilson et al.

(10) **Patent No.:** **US D858,949 S**

(45) **Date of Patent:** **** Sep. 10, 2019**

(54) **SHOE**

(71) Applicants: **Cecil Owen Wilson**, Margate, FL (US);
Dwight Officer, Orlando, FL (US);
Trevor Boyd, Lauderhill, FL (US)

(72) Inventors: **Cecil Owen Wilson**, Margate, FL (US);
Dwight Officer, Orlando, FL (US);
Trevor Boyd, Lauderhill, FL (US)

(**) Term: **15 Years**

(21) Appl. No.: **29/587,431**

(22) Filed: **Dec. 13, 2016**

(51) **LOC (12) Cl.** **02-04**

(52) **U.S. Cl.**
USPC **D2/899**

(58) **Field of Classification Search**
USPC D2/896-900, 909-911, 919, 921, 939,
D2/969-973
CPC .. A43B 23/00; A43B 3/28; A43B 3/14; A43B
3/16; A43B 3/10; A43B 3/30
See application file for complete search history.

(56) **References Cited**

U.S. PATENT DOCUMENTS

D142,339 S * 8/1945 Ozawa D2/899
D157,292 S * 2/1950 Rosen D2/899

D231,159 S * 4/1974 Rosen D2/899
D499,860 S * 12/2004 Loader D2/899
D499,861 S * 12/2004 Loader D2/899
D645,232 S * 9/2011 Ratner D2/899
D645,233 S * 9/2011 Ratner D2/899
D657,537 S * 4/2012 Rusnak D2/899

* cited by examiner

Primary Examiner — Rashida C. Walshon
(74) *Attorney, Agent, or Firm* — Dunlap Bennett &
Ludwig PLLC

(57) **CLAIM**

The ornamental design for a shoe, as shown and described.

DESCRIPTION

FIG. 1 is a perspective view of a shoe, showing our new design;
FIG. 2 is a front elevation view thereof;
FIG. 3 is a right elevation view thereof;
FIG. 4 is a rear elevation view thereof;
FIG. 5 is a left elevation view thereof;
FIG. 6 is a top plan view thereof; and,
FIG. 7 is a bottom plan view thereof.
The broken lines shown in the drawings depict portions of the shoe that form no part of the claimed design.

1 Claim, 7 Drawing Sheets



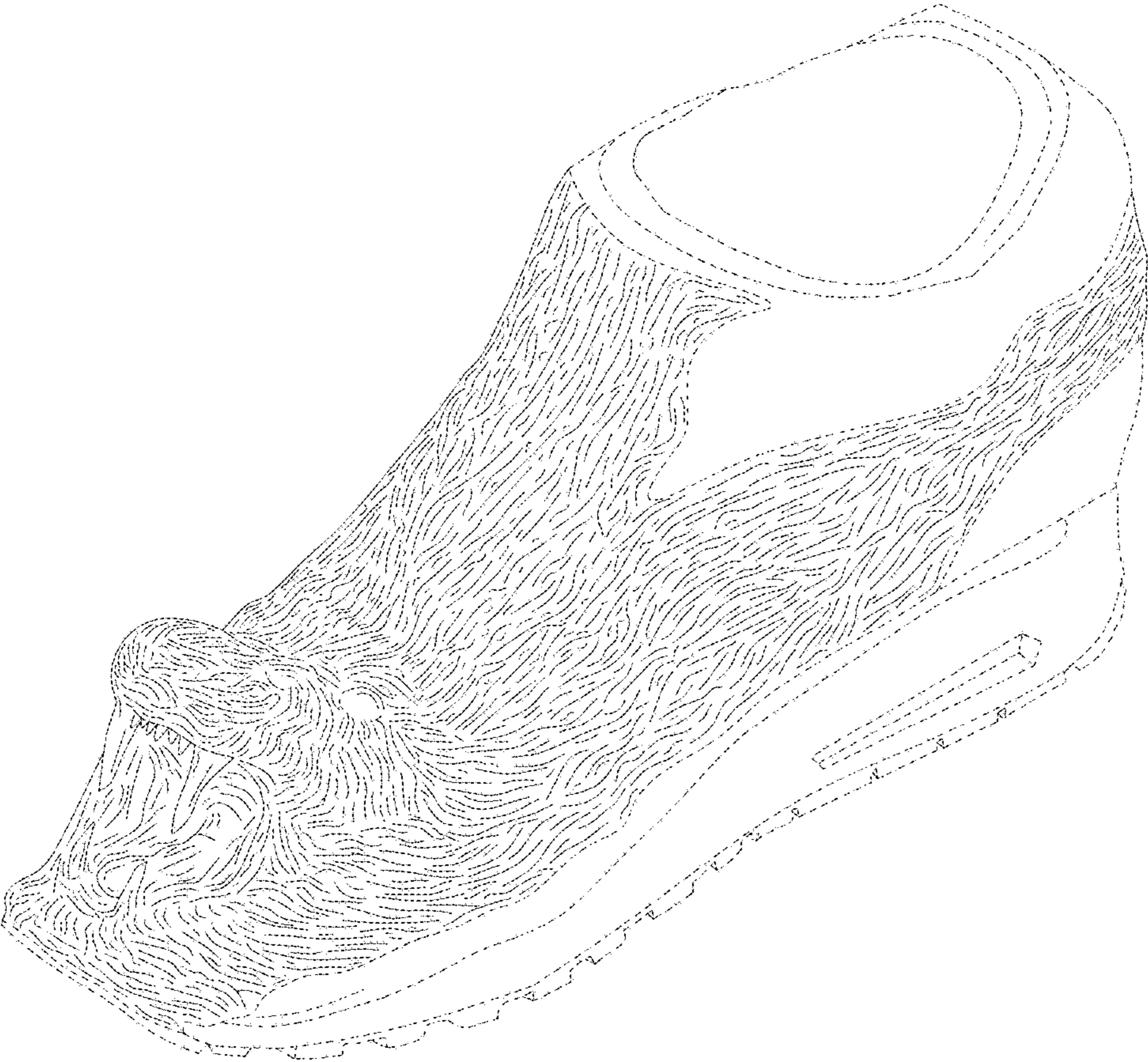


FIG. 1




FIG. 2



FIG. 3

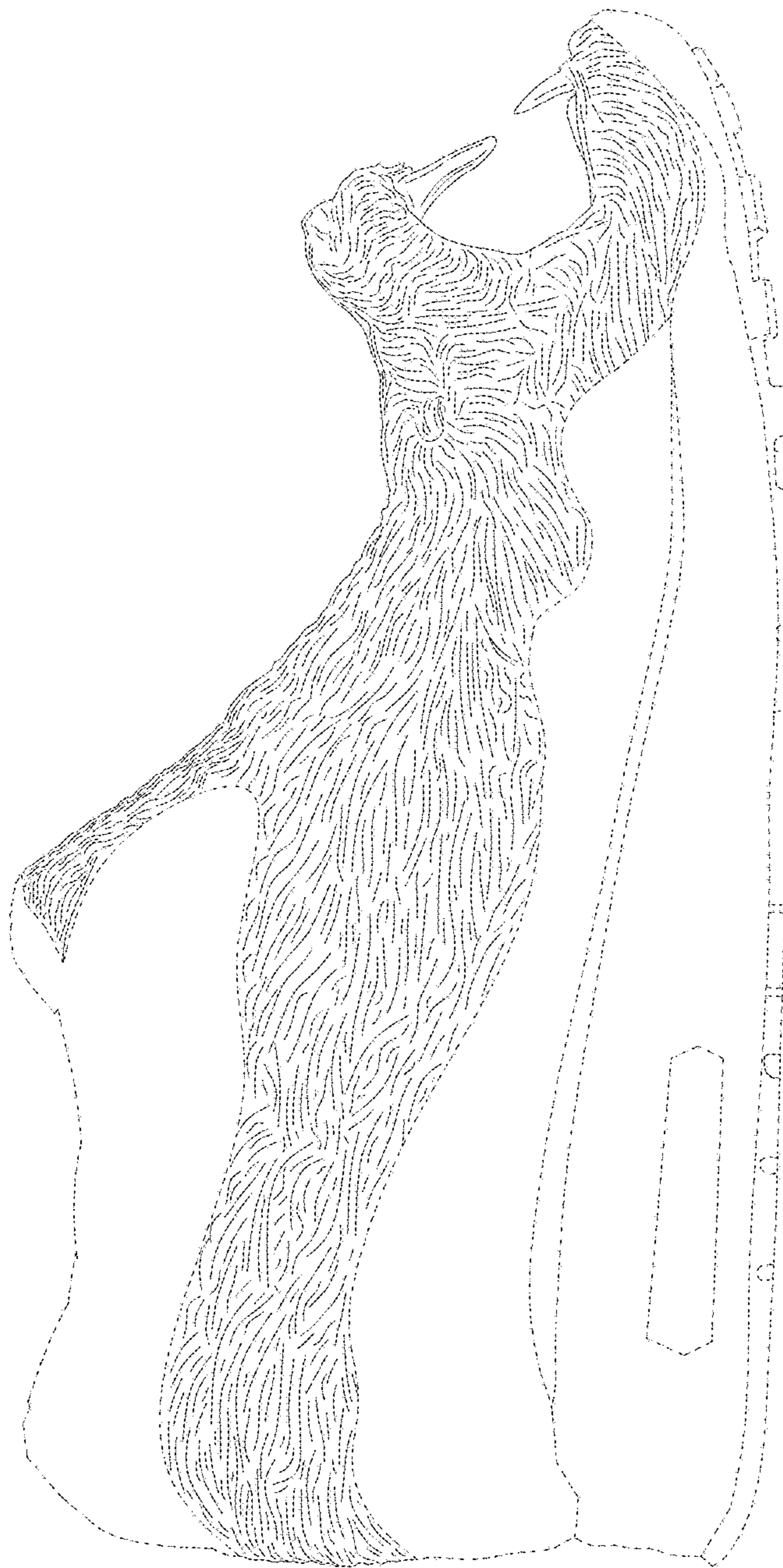


FIG. 4

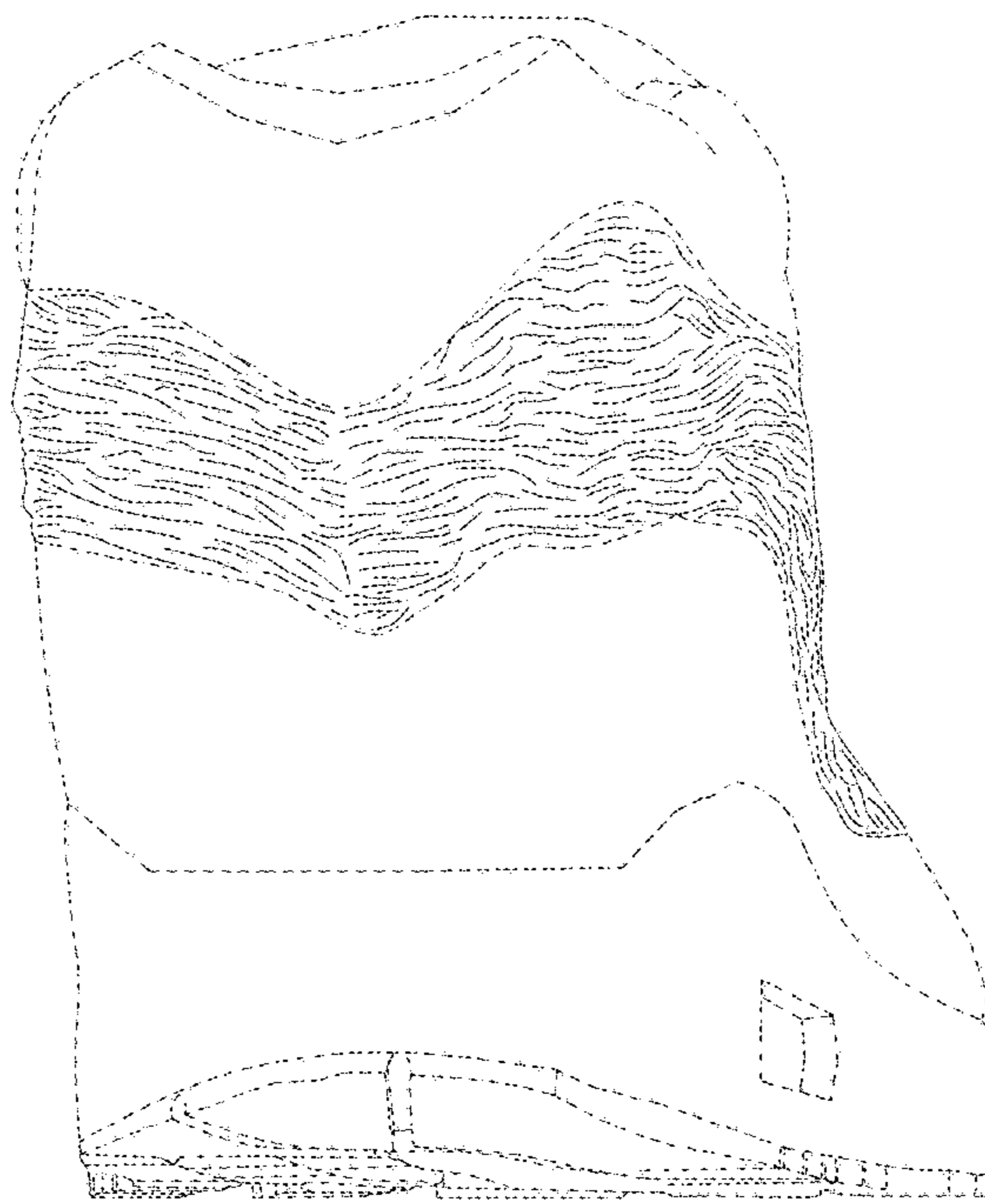


FIG. 5




FIG. 6

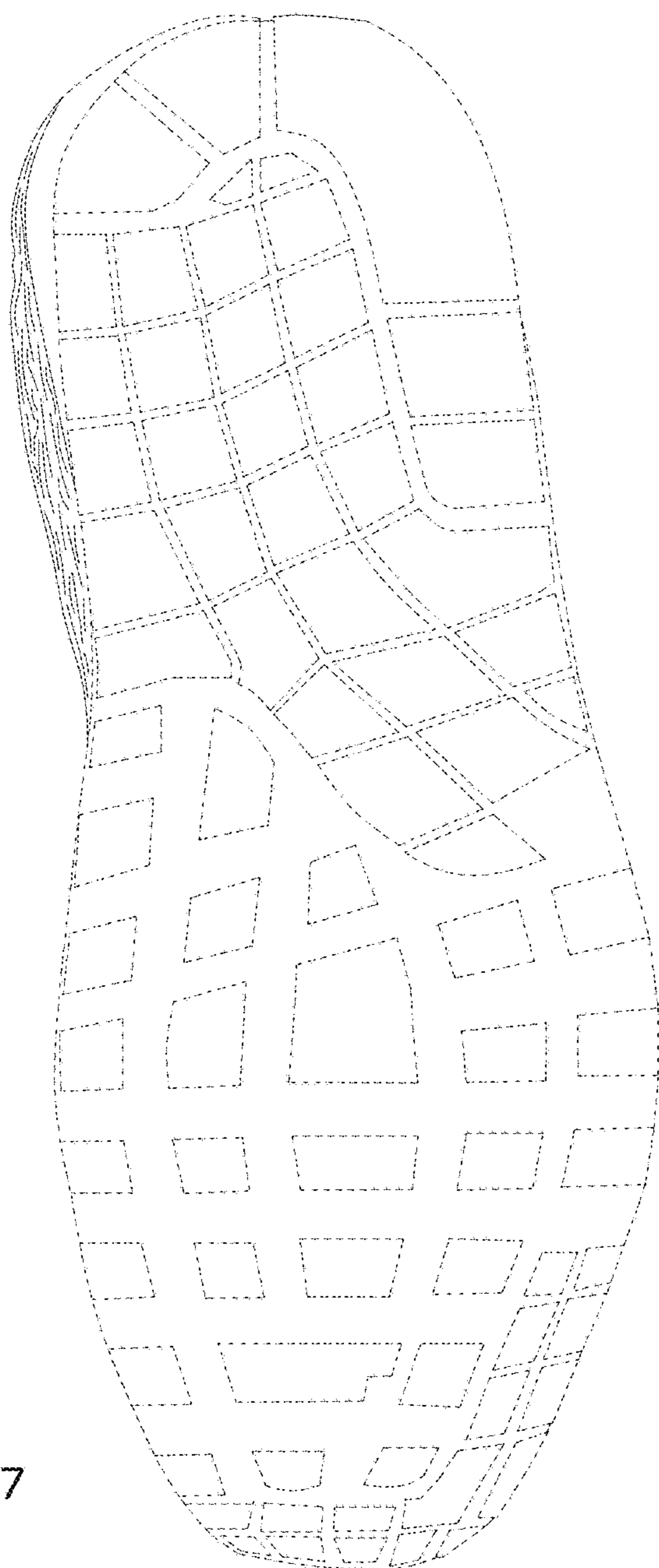


FIG. 7