



US00D858945S

(12) **United States Design Patent**
Li

(10) **Patent No.:** **US D858,945 S**

(45) **Date of Patent:** **** Sep. 10, 2019**

(54) **COAT**

(71) Applicant: **Weizhong Li**, Hubei (CN)

(72) Inventor: **Weizhong Li**, Hubei (CN)

(**) Term: **15 Years**

(21) Appl. No.: **29/619,082**

(22) Filed: **Sep. 27, 2017**

(51) **LOC (12) Cl.** **02-02**

(52) **U.S. Cl.**
USPC **D2/828**

(58) **Field of Classification Search**
USPC D2/828, 728, 831-832, 750, 759-760,
D2/780

CPC . A41D 5/00; A41D 5/003; A41D 3/02; A41D
1/02; A41D 1/04

See application file for complete search history.

(56) **References Cited**

U.S. PATENT DOCUMENTS

D126,908 S * 4/1941 Kiam D2/827
D128,064 S * 7/1941 Fromm D2/831

D128,418 S * 7/1941 Fromm D2/831
D134,009 S * 10/1942 Weinstein D2/832
D257,696 S * 12/1980 Sweet D2/828
D293,962 S * 2/1988 Leinoff D2/831
4,928,321 A * 5/1990 Dobson A41D 11/00
2/84
D482,935 S * 12/2003 Yamane D2/741
D583,534 S * 12/2008 Finney D2/828
D758,700 S * 6/2016 Borovicka D2/831

* cited by examiner

Primary Examiner — Robin V Webster

Assistant Examiner — J. Thorn, Sr.

(57) **CLAIM**

I claim the ornamental design for a coat, as shown and described.

DESCRIPTION

FIG. 1 is a perspective view of a coat showing my new design;

FIG. 2 is a front elevational view thereof;

FIG. 3 is a rear elevational view thereof;



FIG. 4 is a left side elevational view thereof;

FIG. 5 is a right side elevational view thereof;

FIG. 6 is a top plan view thereof; and,

FIG. 7 is a bottom plan view thereof.

1 Claim, 7 Drawing Sheets






FIG.1




FIG.2

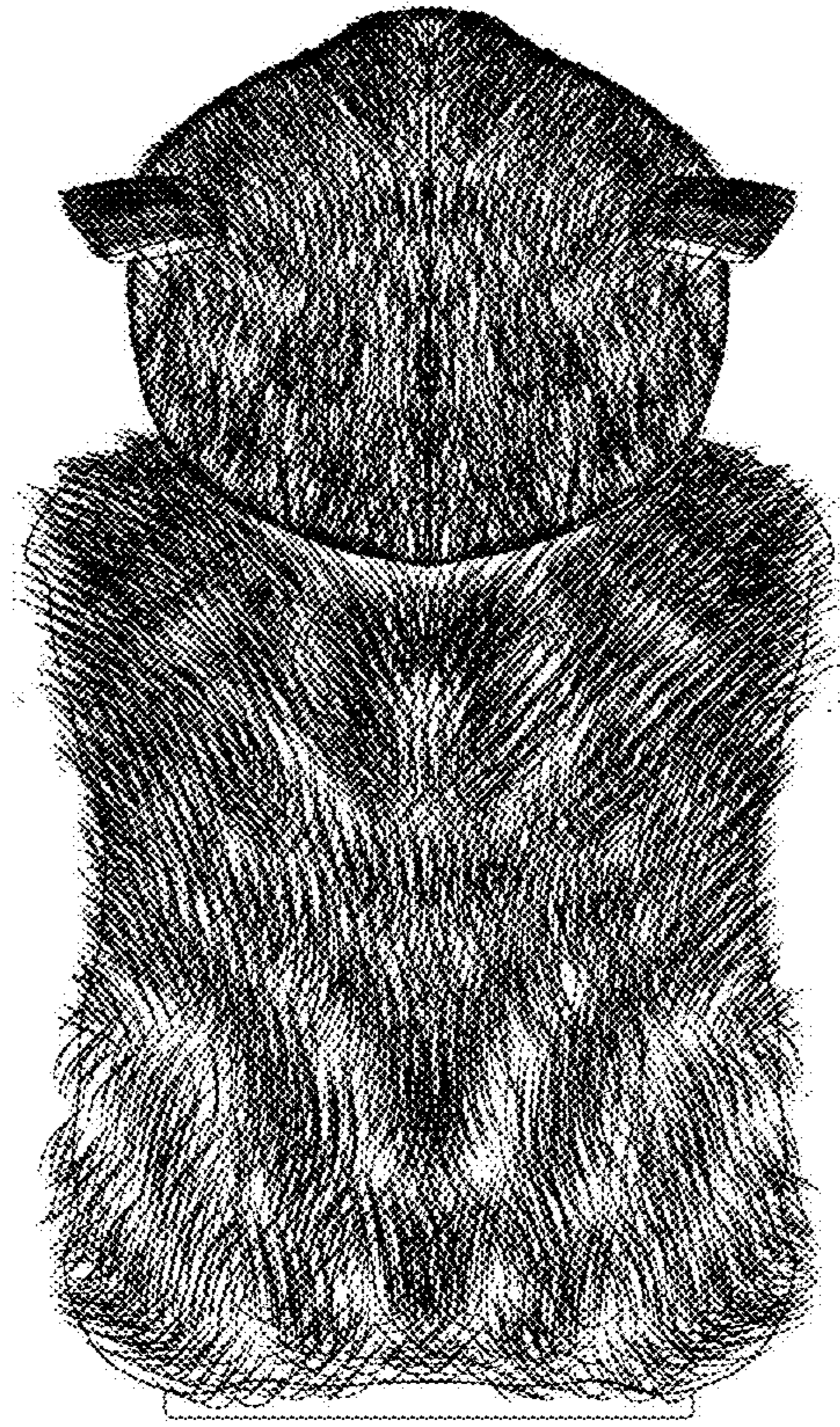


FIG.3




FIG.4




FIG.5




FIG.6




FIG.7