

US00D858921S

(12) **United States Design Patent** (10) **Patent No.:** **US D858,921 S**  
**Duvigneau** (45) **Date of Patent:** **\*\* Sep. 3, 2019**

(54) **SANITARY RECEPTACLE**

(56) **References Cited**

(71) Applicant: **CURVER Luxembourg Sarl,**  
Neidercorn (LU)  
(72) Inventor: **Nikolai Duvigneau, Zichron Yaacov**  
(IL)  
(73) Assignee: **CURVER LUXEMBOURG SARL,**  
Neidercorn (LU)

U.S. PATENT DOCUMENTS

D338,302 S *	8/1993	Shafer .....	D34/1
D483,165 S *	12/2003	Dretzka .....	D34/7
D483,166 S *	12/2003	Lin .....	D34/7
D496,767 S *	9/2004	Wang .....	D34/7
D589,670 S *	3/2009	Smeets .....	D34/7
D799,136 S *	10/2017	Cudworth .....	D34/7
D825,879 S *	8/2018	Li .....	D34/7

\* cited by examiner

*Primary Examiner* — Cynthia Ramirez

*Assistant Examiner* — Gino Colan

(74) *Attorney, Agent, or Firm* — Dorsey & Whitney LLP

(\*\*) Term: **15 Years**

(21) Appl. No.: **29/613,175**

(22) Filed: **Aug. 8, 2017**

(57) **CLAIM**

The ornamental design for a sanitary receptacle, as shown and described.

(30) **Foreign Application Priority Data**

Feb. 9, 2017 (IL) ..... 59936

(51) **LOC (12) Cl.** ..... **09-09**

(52) **U.S. Cl.**  
USPC ..... **D34/7**


**DESCRIPTION**

(58) **Field of Classification Search**  
USPC ..... D34/1-11; D30/161; 220/908, 909, 910,  
220/911, 254.3, 630, 346.2, 346.03, 605,  
220/23.83, 264, 315, 252, 4.04, 908.1  
CPC . B65F 7/00; B65F 1/08; B65F 1/1607; B65D  
3/06; B65D 2543/00092

FIG. 1 is a rear, top perspective view of a sanitary receptacle showing my new design;  
FIG. 2 is a rear view thereof;  
FIG. 3 is a left view thereof;  
FIG. 4 is a bottom perspective view thereof;  
FIG. 5 is a top view thereof; and,  
FIG. 6 is a bottom view thereof.

See application file for complete search history.

**1 Claim, 6 Drawing Sheets**








FIG. 1






FIG. 2





FIG. 3






FIG. 4




FIG. 5






FIG. 6