



US00D858918S

(12) **United States Design Patent**
Lambourn et al.

(10) **Patent No.:** **US D858,918 S**
(45) **Date of Patent:** **** Sep. 3, 2019**

(54) **POOL CLEANER BODY**
(71) Applicant: **NC Brands L.P.**, Norwalk, CT (US)
(72) Inventors: **Paul Lambourn**, Sydenham (ZA);
Michael Richard Tregoning, Edenvale (ZA); **Robin Owen Ellis**, Pine Ridge, FL (US)

5,315,728 A * 5/1994 Atkins E04H 4/1663
137/798
5,863,425 A * 1/1999 Herlehy A47L 9/1427
15/1.7
D430,364 S * 8/2000 Supra D32/21
6,098,228 A * 8/2000 Chang E04H 4/1663
137/624.14
D487,826 S * 3/2004 Supra D32/25
(Continued)

(73) Assignee: **NC BRANDS L.P.**, Norwalk, CT (US)
(**) Term: **15 Years**

FOREIGN PATENT DOCUMENTS

(21) Appl. No.: **29/685,073**

CA 93350 * 9/2001
CN 303602611 * 3/2016

(22) Filed: **Mar. 26, 2019**

Primary Examiner — Cynthia Ramirez
Assistant Examiner — Laura H Yu

Related U.S. Application Data

(62) Division of application No. 29/610,964, filed on Jul. 18, 2017.

(74) *Attorney, Agent, or Firm* — Allen Dyer Doppelt & Gilchrist, PA

(51) **LOC (12) Cl.** **15-05**

(52) **U.S. Cl.**
USPC **D32/25**

(57) **CLAIM**

(58) **Field of Classification Search**
USPC ... D32/1, 14, 25, 34, 35, 15, 17, 18, 31, 32, D32/39, 49, 51, 52, 54, 71, 72; D23/223, D23/224; D6/524; D28/7; 4/255.05, 4/255.01, 255.12, 255.09, 255.11; 15/406, 104.05, 104.31, 104.32, 104.33; D8/51, 70
CPC .. E03D 9/00; E03C 1/30; E03C 1/308; A47K 11/10; E03F 9/005; B08B 9/045; A47L 11/4075; A47L 11/4002; A47L 11/4088; A47L 11/4044; A47L 11/4072; A47L 11/4008; A47L 11/4036; A47L 11/201; A47L 11/202; A47L 11/307; A47L 11/34
See application file for complete search history.

The ornamental design for a pool cleaner body, as shown and described.

DESCRIPTION

(56) **References Cited**

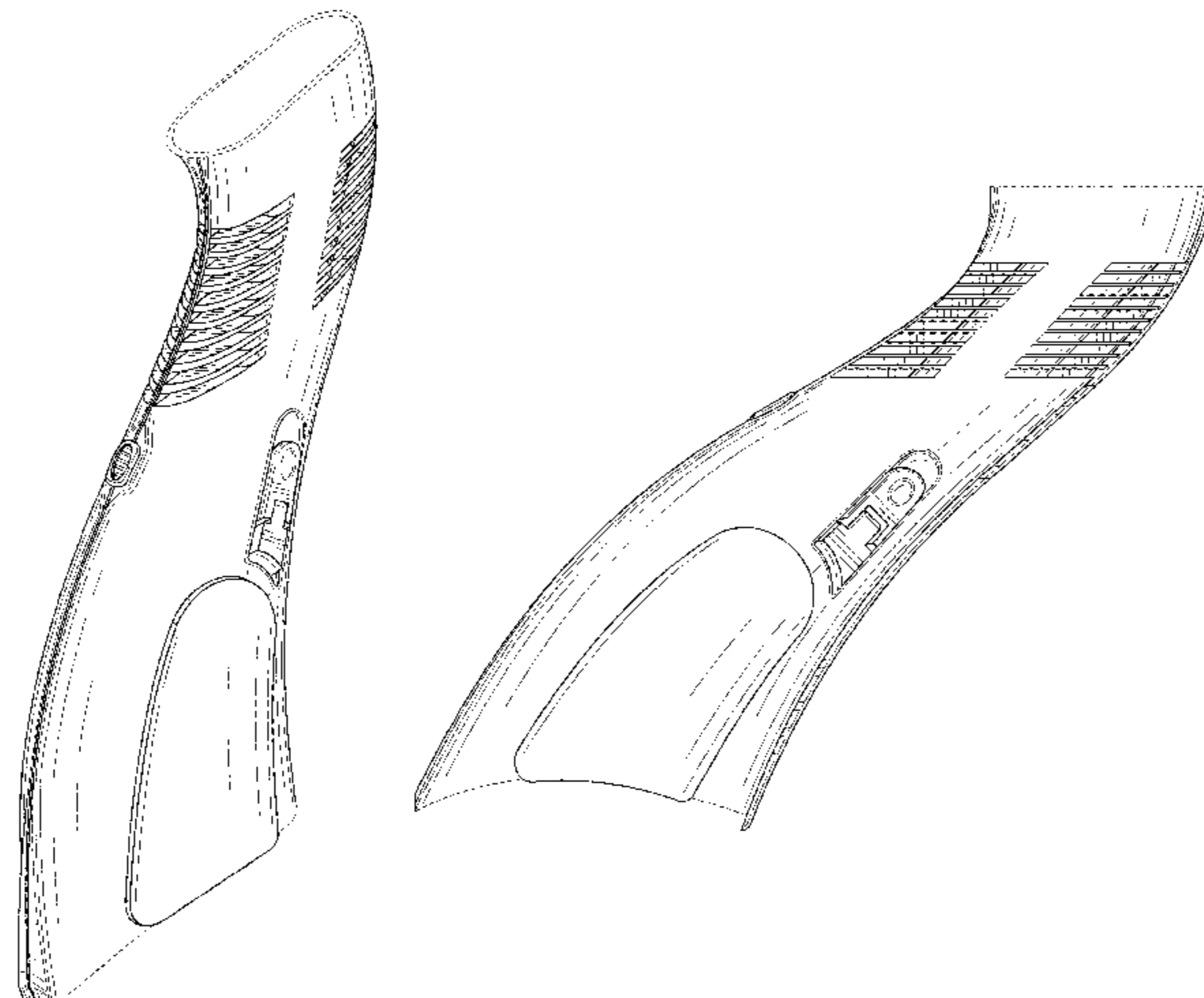
U.S. PATENT DOCUMENTS

4,742,593 A * 5/1988 Kallenbach E04H 4/1663
137/843
4,749,478 A * 6/1988 Brooks E04H 4/1654
134/167 R

FIG. 1 is a top, right, rear perspective view of a pool cleaner body showing our new design;
FIG. 2 is a top, right, front perspective view thereof;
FIG. 3 is a bottom, left, front perspective view thereof;
FIG. 4 is a bottom, left, rear perspective view thereof;
FIG. 5 is a right side view thereof;
FIG. 6 is a left side view thereof;
FIG. 7 is a front view thereof;
FIG. 8 is a rear view thereof;
FIG. 9 is a top view thereof; and,
FIG. 10 is a bottom view thereof.

The broken lines in the figures illustrate portions of the pool cleaner body that form no part of the claimed design.

1 Claim, 10 Drawing Sheets



(56)

References Cited

U.S. PATENT DOCUMENTS

D548,906	S *	8/2007	Frederick	D32/40
D785,260	S *	4/2017	Lin	D32/31
D790,782	S *	6/2017	Bruneel	D32/18
9,675,913	B1 *	6/2017	Sebor	B01D 35/02
2011/0088180	A1 *	4/2011	Kellogg	E04H 4/1663
				15/1.7
2017/0159311	A1 *	6/2017	Stoltz	E04H 4/1672
2019/0055745	A1 *	2/2019	Lambourn	E04H 4/1663

* cited by examiner

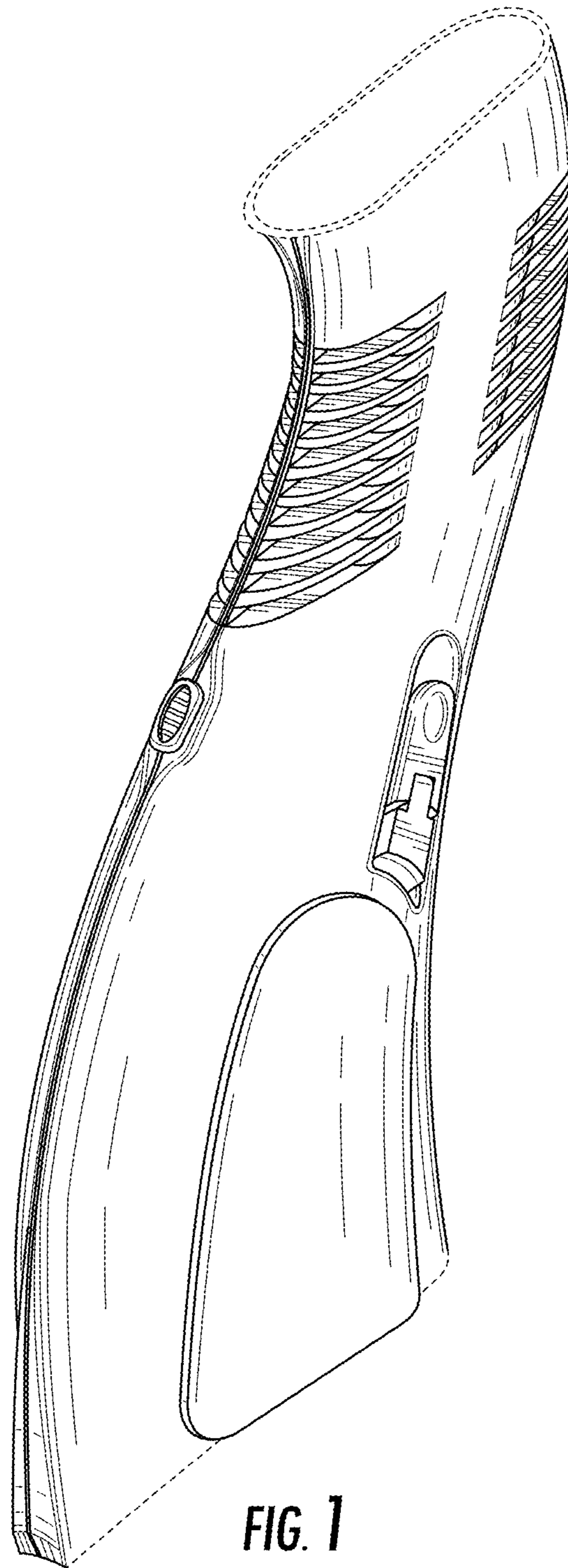


FIG. 1

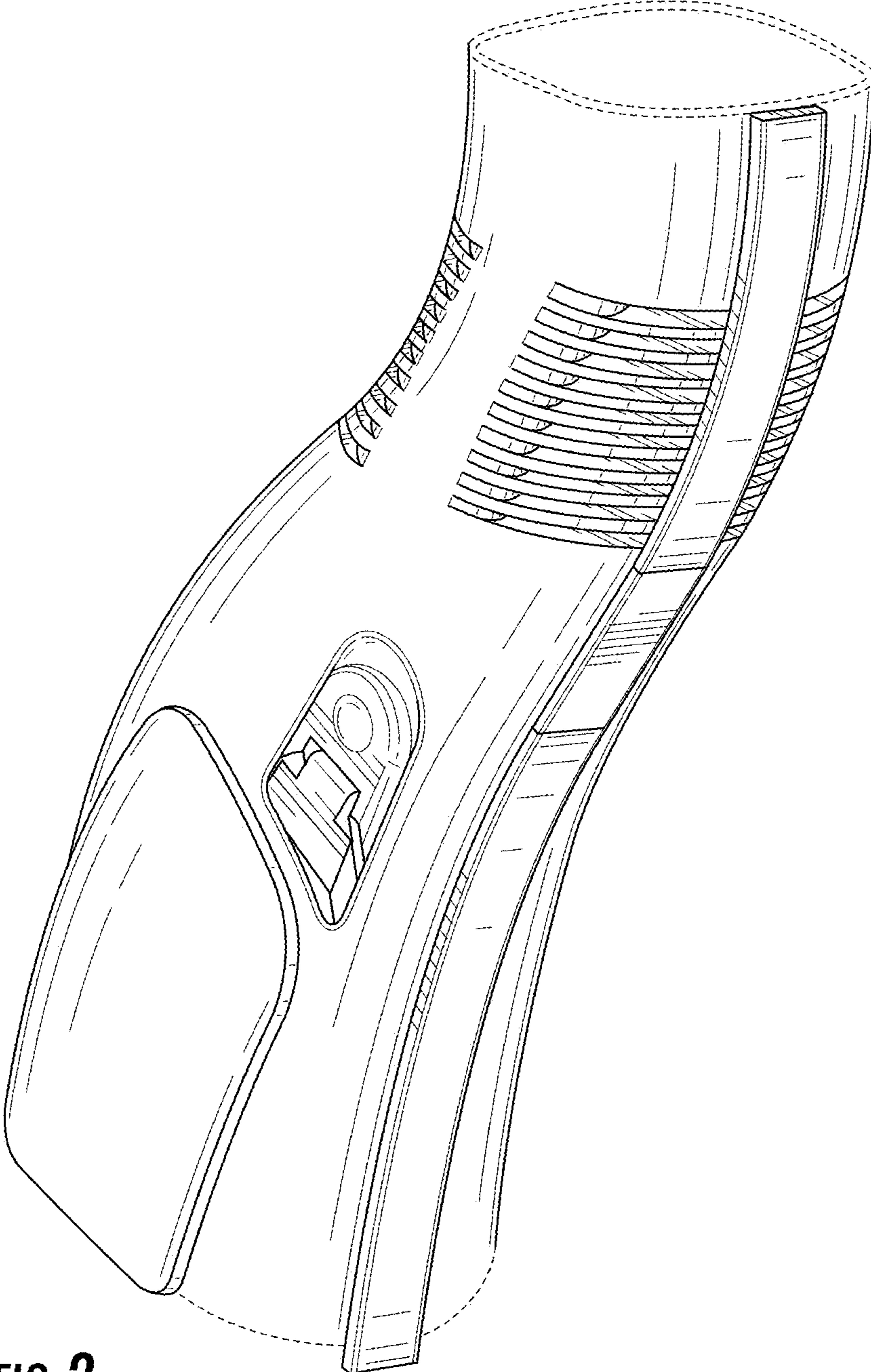


FIG. 2

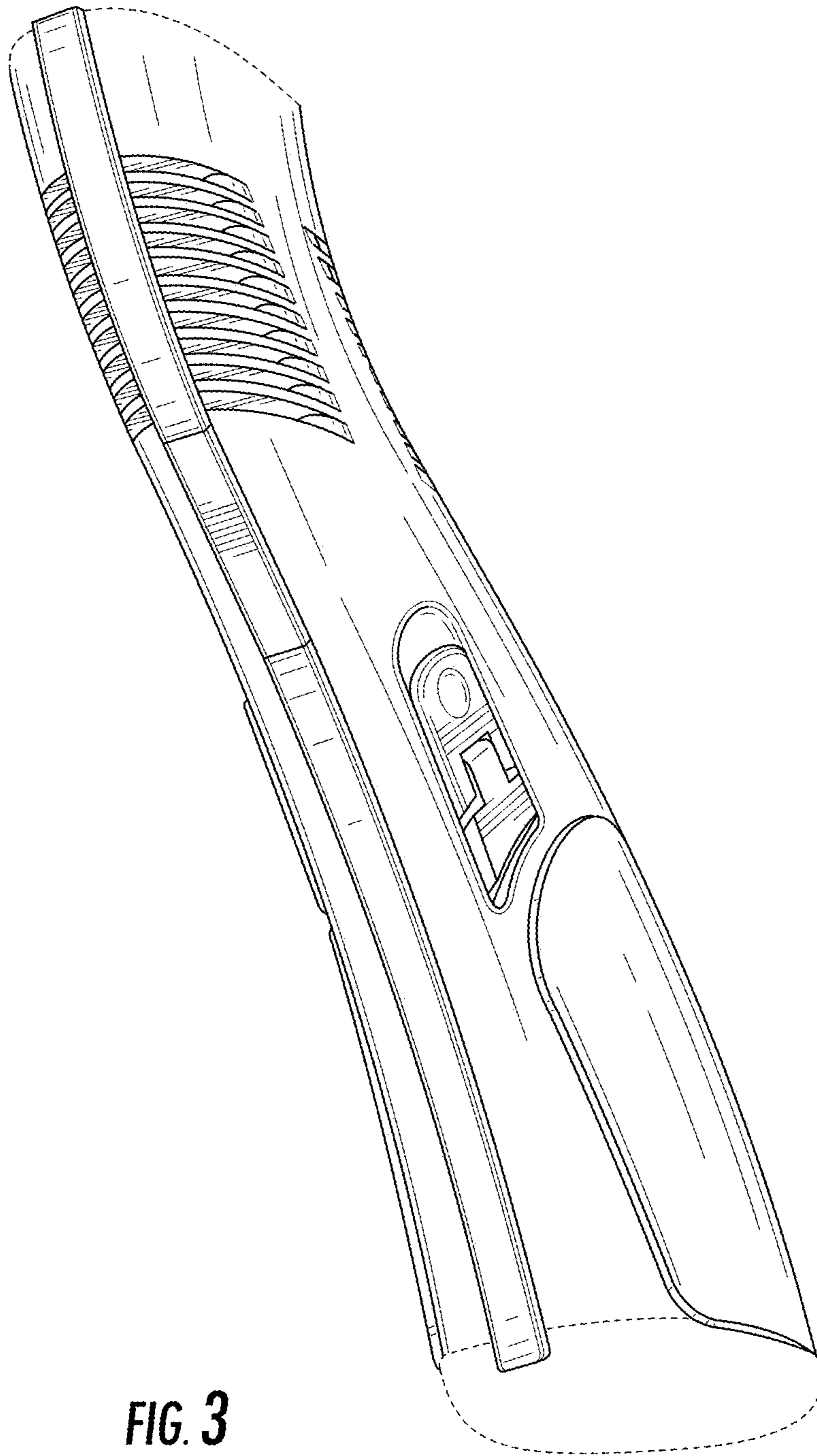


FIG. 3

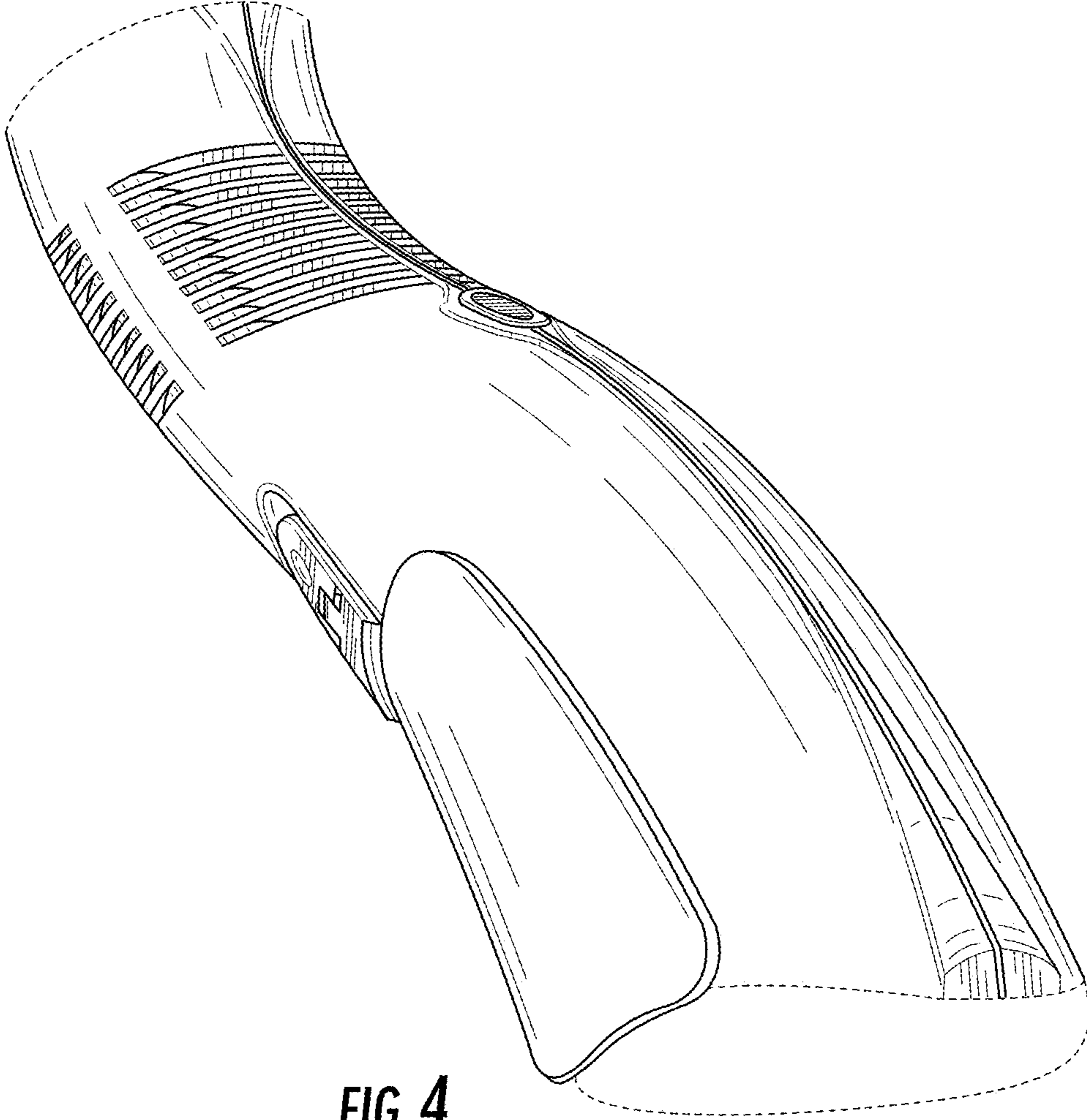


FIG. 4

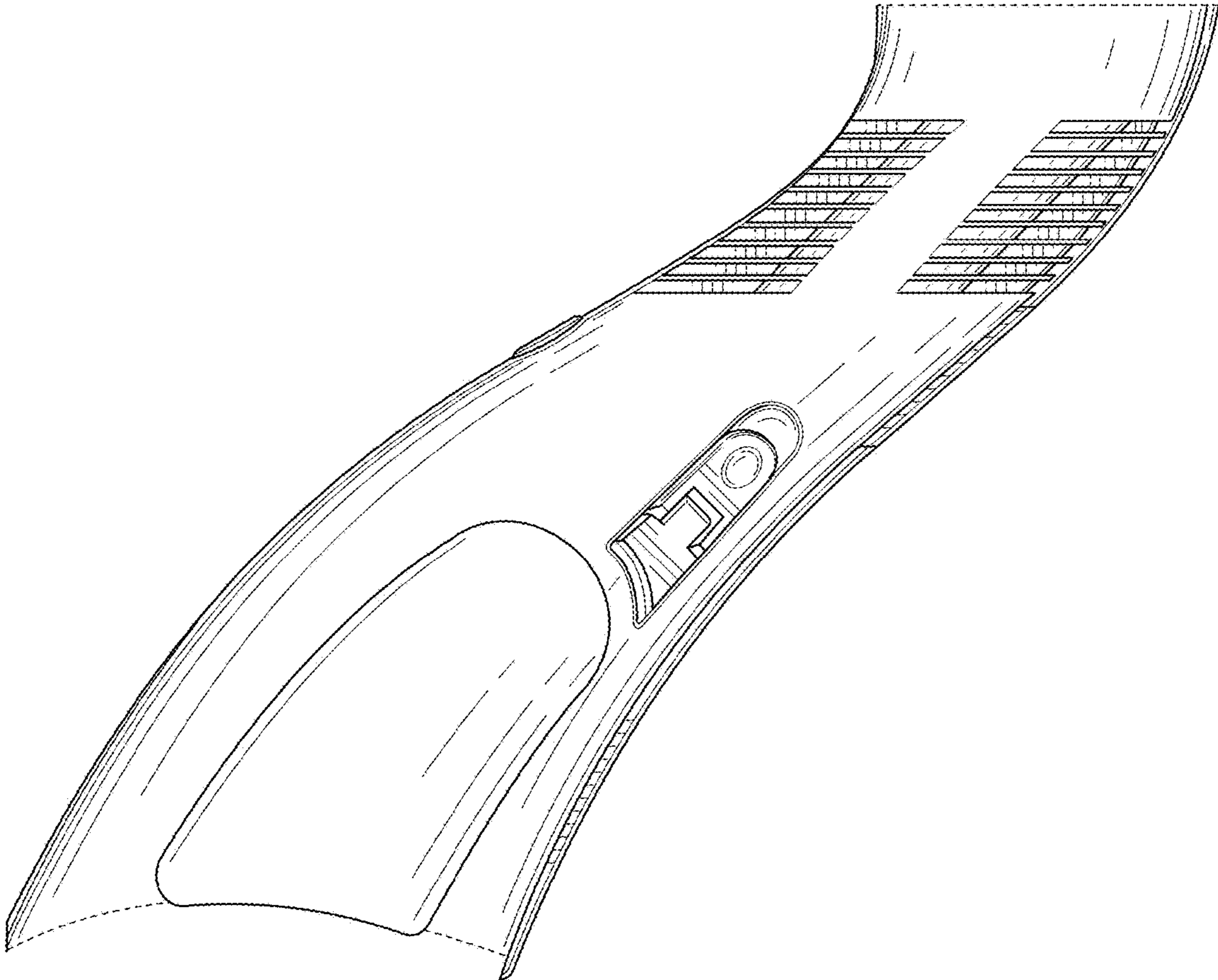


FIG. 5

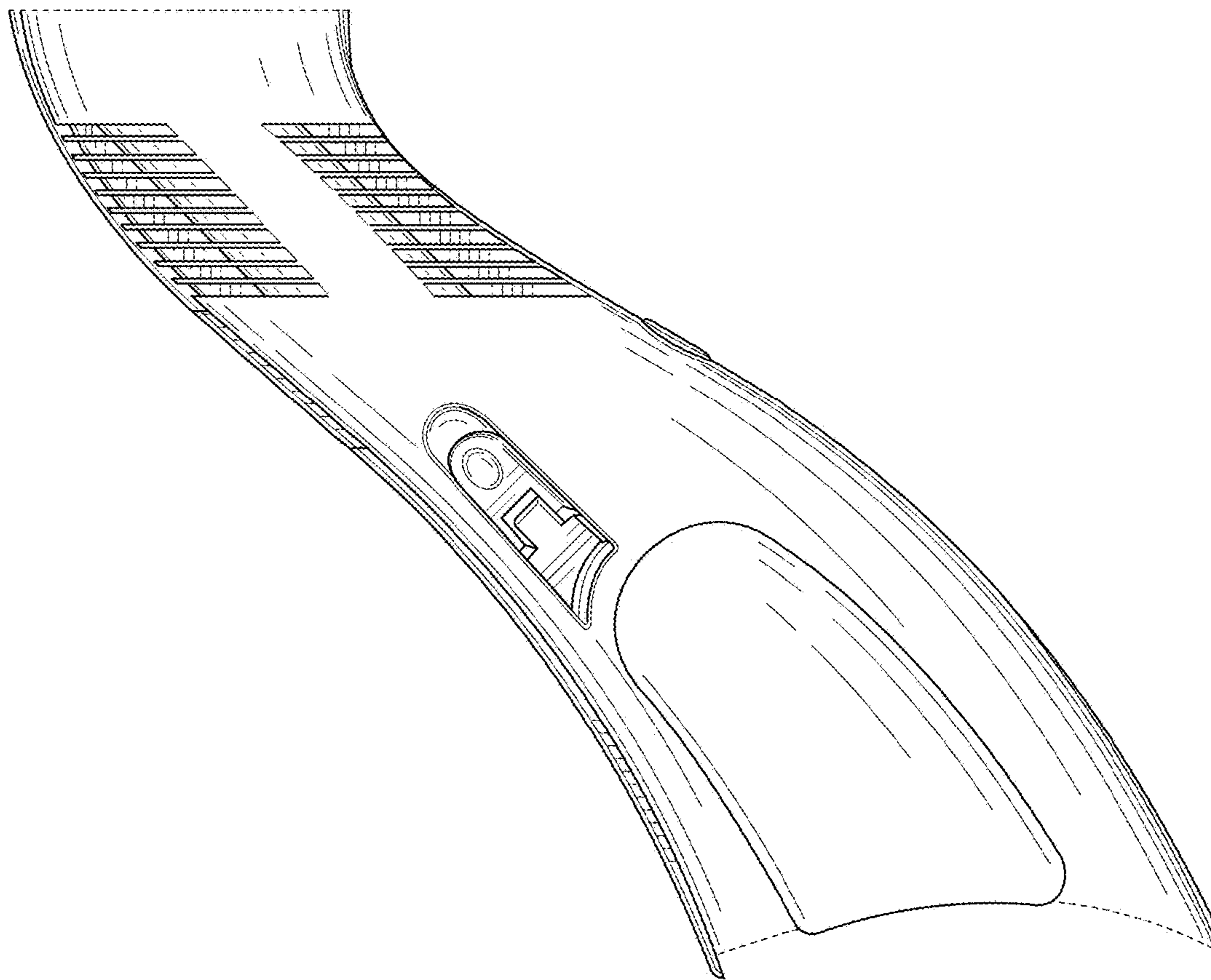


FIG. 6

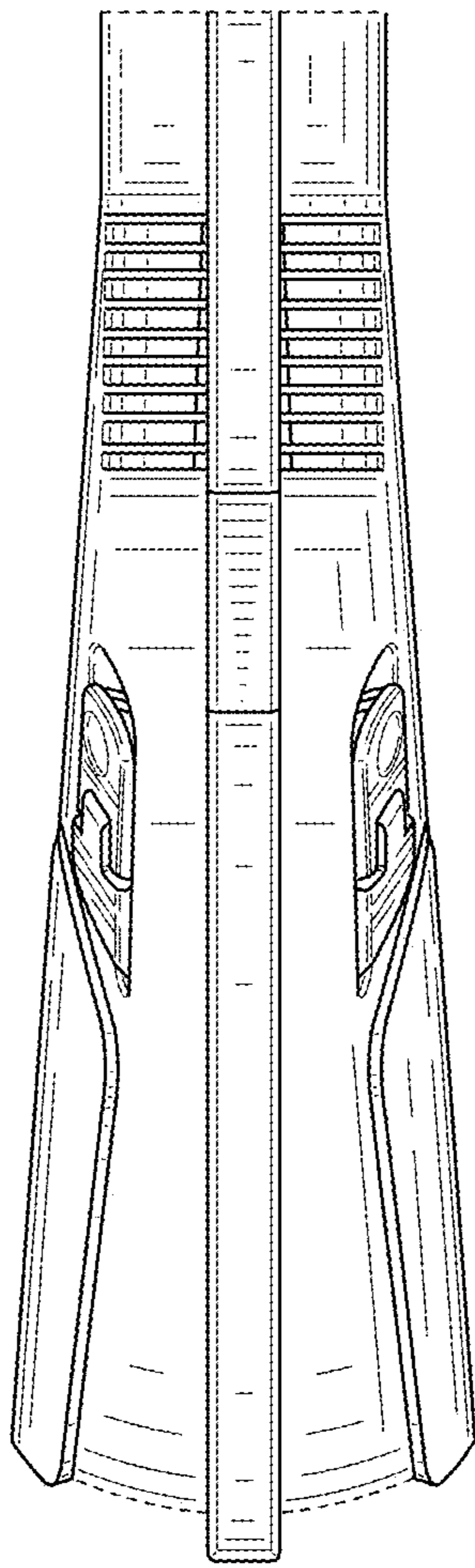


FIG. 7

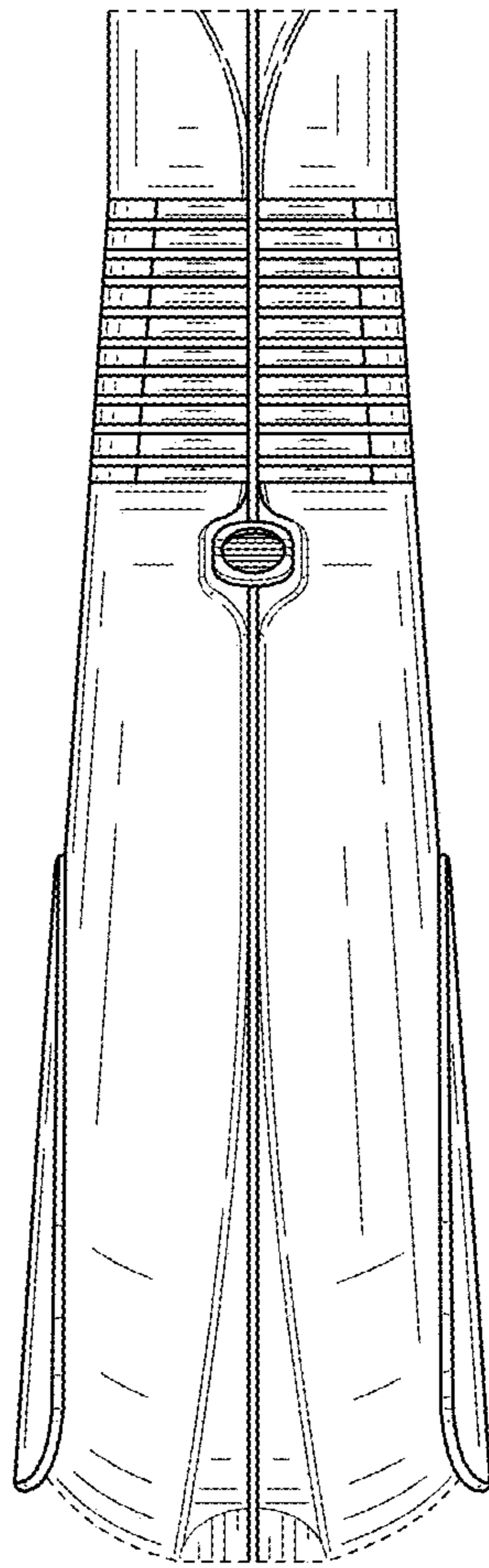


FIG. 8

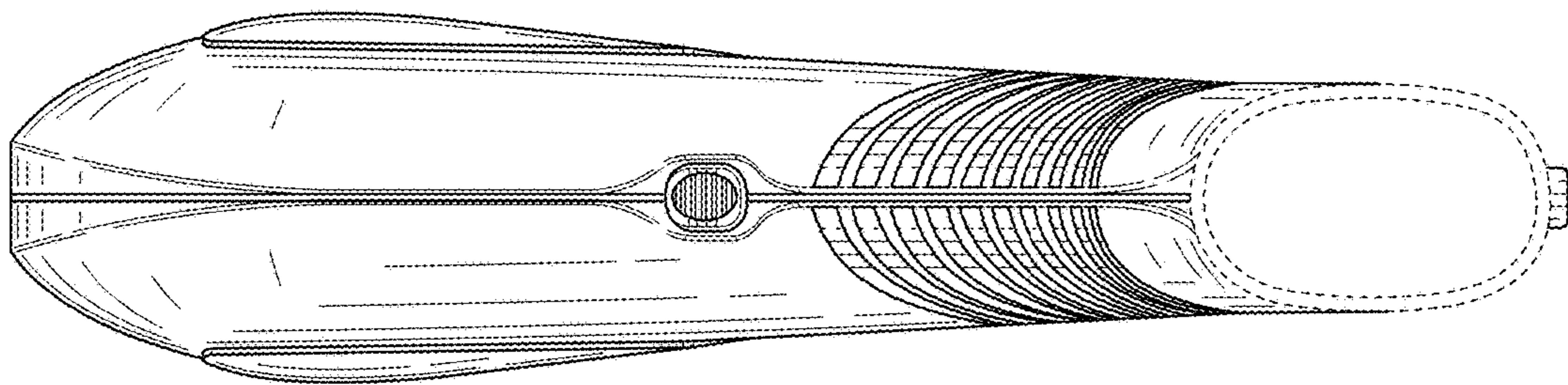


FIG. 9

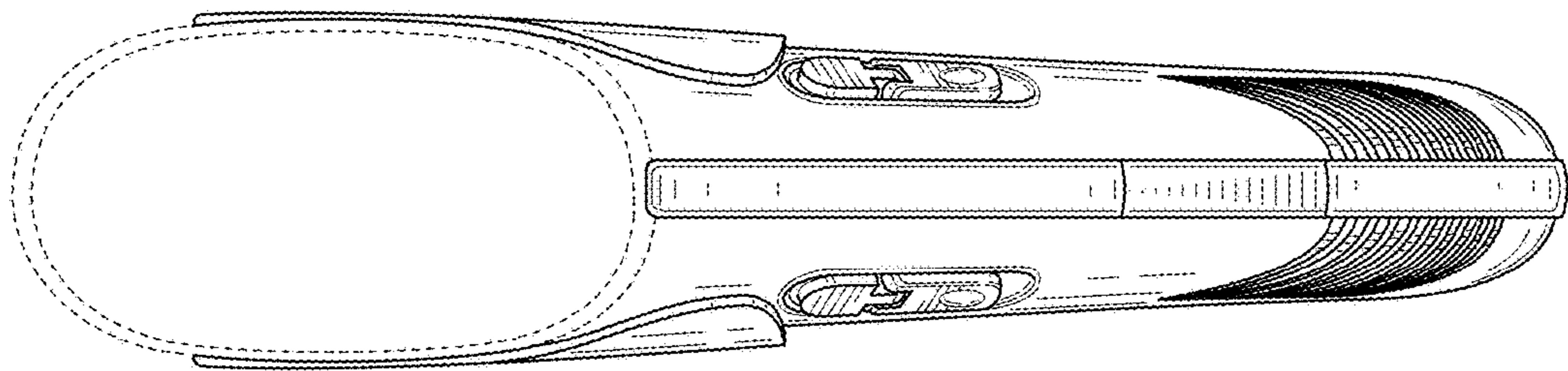


FIG. 10