



US00D858823S

(12) **United States Design Patent**
Zipfel

(10) **Patent No.:** **US D858,823 S**

(45) **Date of Patent:** **** Sep. 3, 2019**

- (54) **VEHICLE FOG LIGHT**
- (71) Applicant: **GM GLOBAL TECHNOLOGY OPERATIONS LLC**, Detroit, MI (US)
- (72) Inventor: **Carl J. Zipfel**, Oxford, MI (US)
- (73) Assignee: **GM GLOBAL TECHNOLOGY OPERATIONS LLC**, Detroit, MI (US)
- (**) Term: **15 Years**
- (21) Appl. No.: **29/674,047**
- (22) Filed: **Dec. 19, 2018**

- D813,740 S 3/2018 Park
- D813,741 S 3/2018 Perkins
- D813,742 S 3/2018 McMahan et al.
- D813,743 S 3/2018 Lee
- D813,744 S 3/2018 Whitla et al.
- D813,748 S 3/2018 Kim
- D813,753 S 3/2018 Loeb
- D813,754 S 3/2018 Loeb
- D813,755 S 3/2018 Loeb
- D813,756 S 3/2018 Loeb
- D813,757 S 3/2018 Kozub
- D813,758 S 3/2018 Gonzales
- D813,759 S 3/2018 Perkins
- D814,369 S 4/2018 Loeb
- D814,982 S 4/2018 Whitla et al.
- D814,983 S 4/2018 Whitla et al.
- D815,570 S 4/2018 McMahan et al.
- D815,572 S 4/2018 Perkins
- D815,573 S 4/2018 Whitla et al.
- D815,574 S 4/2018 Mainville
- D815,985 S 4/2018 Mueller
- D815,993 S 4/2018 Kozub et al.
- D815,994 S 4/2018 Nakamura
- D816,003 S 4/2018 Perkins
- D816,558 S 5/2018 McMahan et al.
- D816,559 S 5/2018 McMahan et al.

Related U.S. Application Data

- (62) Division of application No. 29/609,635, filed on Jul. 3, 2017.
- (51) **LOC (12) Cl.** **26-06**
- (52) **U.S. Cl.**
USPC **D26/28**
- (58) **Field of Classification Search**
USPC D26/28-36, 139
CPC F21S 48/00; F21S 48/10; F21S 48/115;
F21S 48/225; F21S 48/1233; F21S
48/1266; F21S 48/1388; F21S 48/2268;
F21V 13/00; F21V 21/04; F21V 29/004
See application file for complete search history.

References Cited

U.S. PATENT DOCUMENTS

- D541,445 S * 4/2007 Lin D26/28
- D549,363 S * 8/2007 Pfeiffer D26/28
- D570,015 S * 5/2008 Hsu D26/28
- D813,731 S 3/2018 McMahan
- D813,732 S 3/2018 Whitla et al.
- D813,733 S 3/2018 Lee
- D813,734 S 3/2018 Nakamura

(Continued)

Primary Examiner — Marcus A Jackson

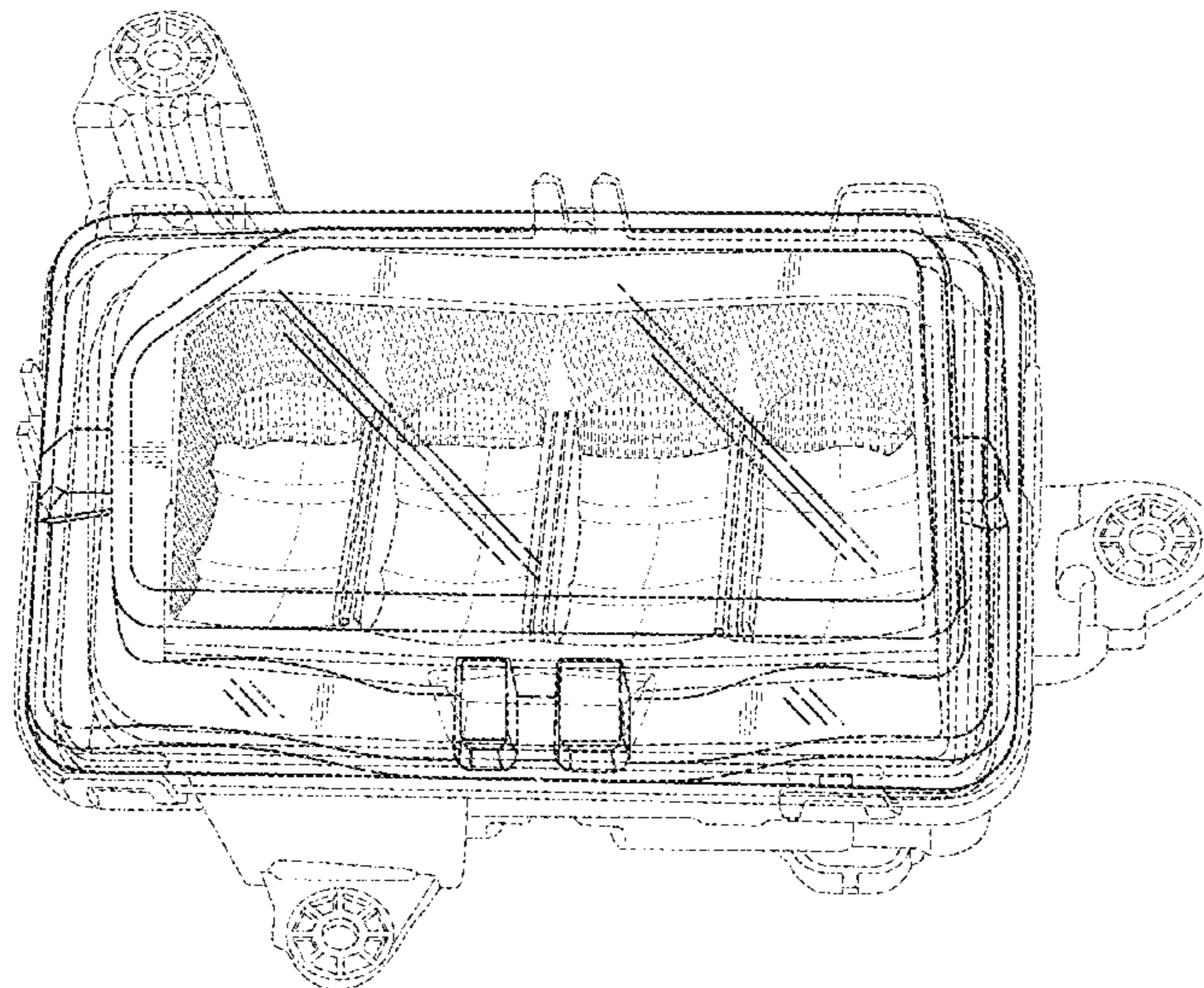
(57) **CLAIM**

The ornamental design for a vehicle fog light, as shown and described.

DESCRIPTION

FIG. 1 is a perspective view of a vehicle fog light, showing my new design;
 FIG. 2 is a front view thereof;
 FIG. 3 is a side view thereof; and,
 FIG. 4 is a top view thereof.
 In the drawings, the portions shown by broken lines form no part of the claimed design.

1 Claim, 4 Drawing Sheets



(56)

References Cited

U.S. PATENT DOCUMENTS

D816,561 S	5/2018	McMahan	D823,738 S	7/2018	Kim
D816,562 S	5/2018	Whitla et al.	D823,741 S	7/2018	Kim
D816,563 S	5/2018	McMahan et al.	D823,762 S	7/2018	Loeb
D816,564 S	5/2018	Kim	D823,763 S	7/2018	Koo et al.
D816,565 S	5/2018	Kim	D824,811 S	8/2018	Mainville
D816,566 S	5/2018	Loeb	D824,812 S	8/2018	Loeb
D817,836 S	5/2018	McMahan et al.	D824,824 S	8/2018	Kim
D818,156 S	5/2018	Kim et al.	D824,825 S	8/2018	Loeb
D818,157 S	5/2018	Zipfel et al.	D825,083 S	8/2018	Perkins
D818,158 S	5/2018	Zipfel et al.	D825,388 S	8/2018	Karras et al.
D818,159 S	5/2018	Zipfel et al.	D825,403 S	8/2018	Whitla et al.
D818,160 S	5/2018	Perkins	D826,114 S	8/2018	Smith et al.
D818,406 S	5/2018	McMahan et al.	D826,435 S	8/2018	Kim
D818,876 S	5/2018	Whitla et al.	D826,803 S	8/2018	Smith et al.
D818,877 S	5/2018	Nakamura et al.	D827,506 S	9/2018	McMahan et al.
D818,878 S	5/2018	McMahan et al.	D827,508 S	9/2018	Whitla et al.
D818,892 S	5/2018	Lee	D827,510 S	9/2018	Kim
D818,893 S	5/2018	Kim	D827,527 S	9/2018	Loeb
D818,903 S	5/2018	Zipfel et al.	D828,246 S	9/2018	Loeb
D818,906 S	5/2018	McMahan	D828,261 S	9/2018	Moffett et al.
D818,907 S	5/2018	Whitla et al.	D828,935 S	9/2018	Hochmuth
D818,915 S	5/2018	Kozub et al.	D829,622 S	10/2018	Jacob
D818,922 S	5/2018	Whitla et al.	D830,241 S	10/2018	Kozub
D819,505 S	6/2018	McMahan et al.	D830,242 S	10/2018	Zipfel
D819,519 S	6/2018	Whitla et al.	D830,252 S	10/2018	Swaneger
D821,617 S	6/2018	Perkins	D830,258 S	10/2018	McMahan et al.
D822,550 S	7/2018	Wassell et al.	D830,261 S	10/2018	Jacob
D822,551 S	7/2018	McMahan et al.	D830,589 S	10/2018	Henriques
D823,188 S	7/2018	Loeb	D832,752 S	11/2018	Lee
			D835,003 S	12/2018	Thompson et al.
			D835,012 S	12/2018	Smith et al.

* cited by examiner

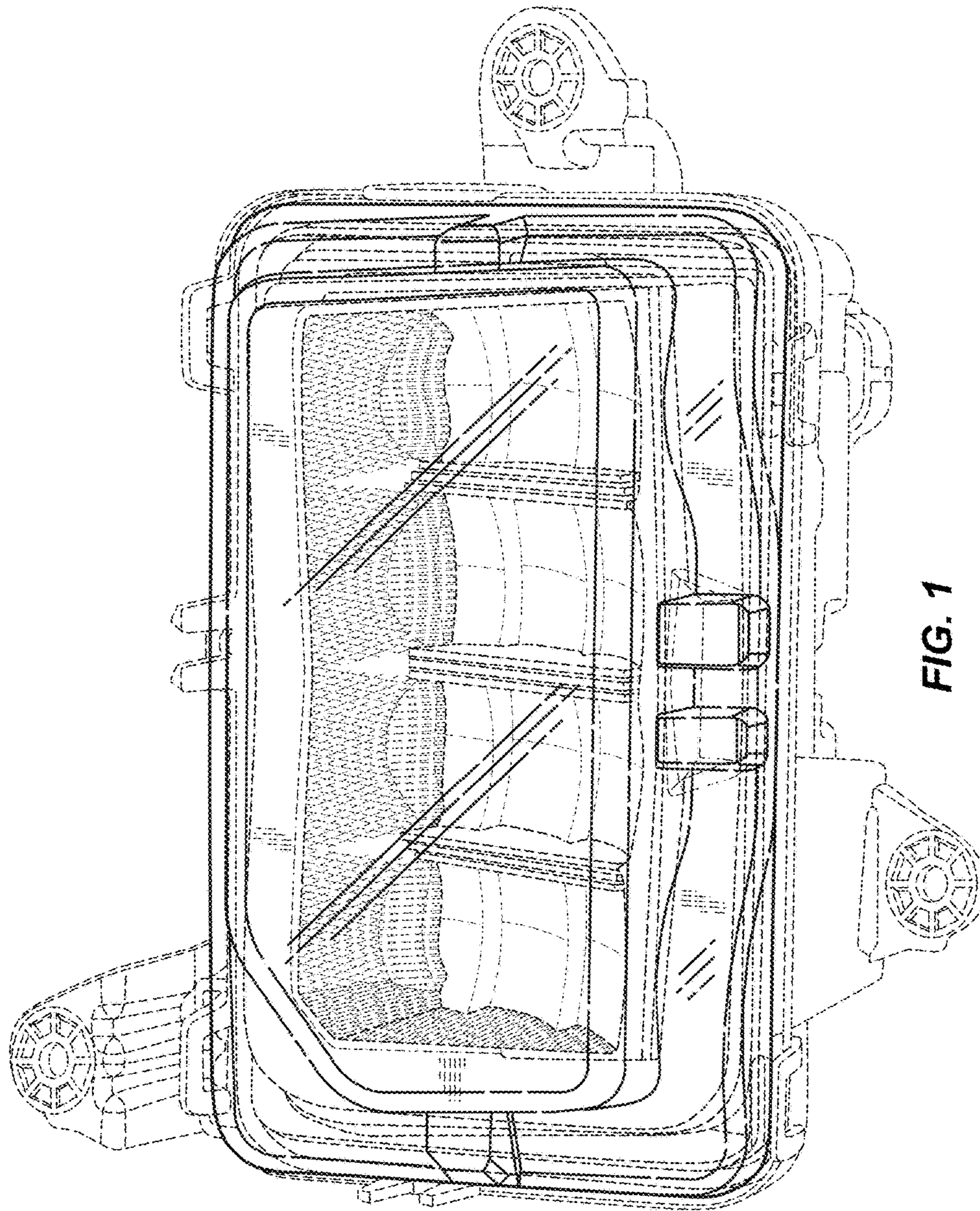


FIG. 1

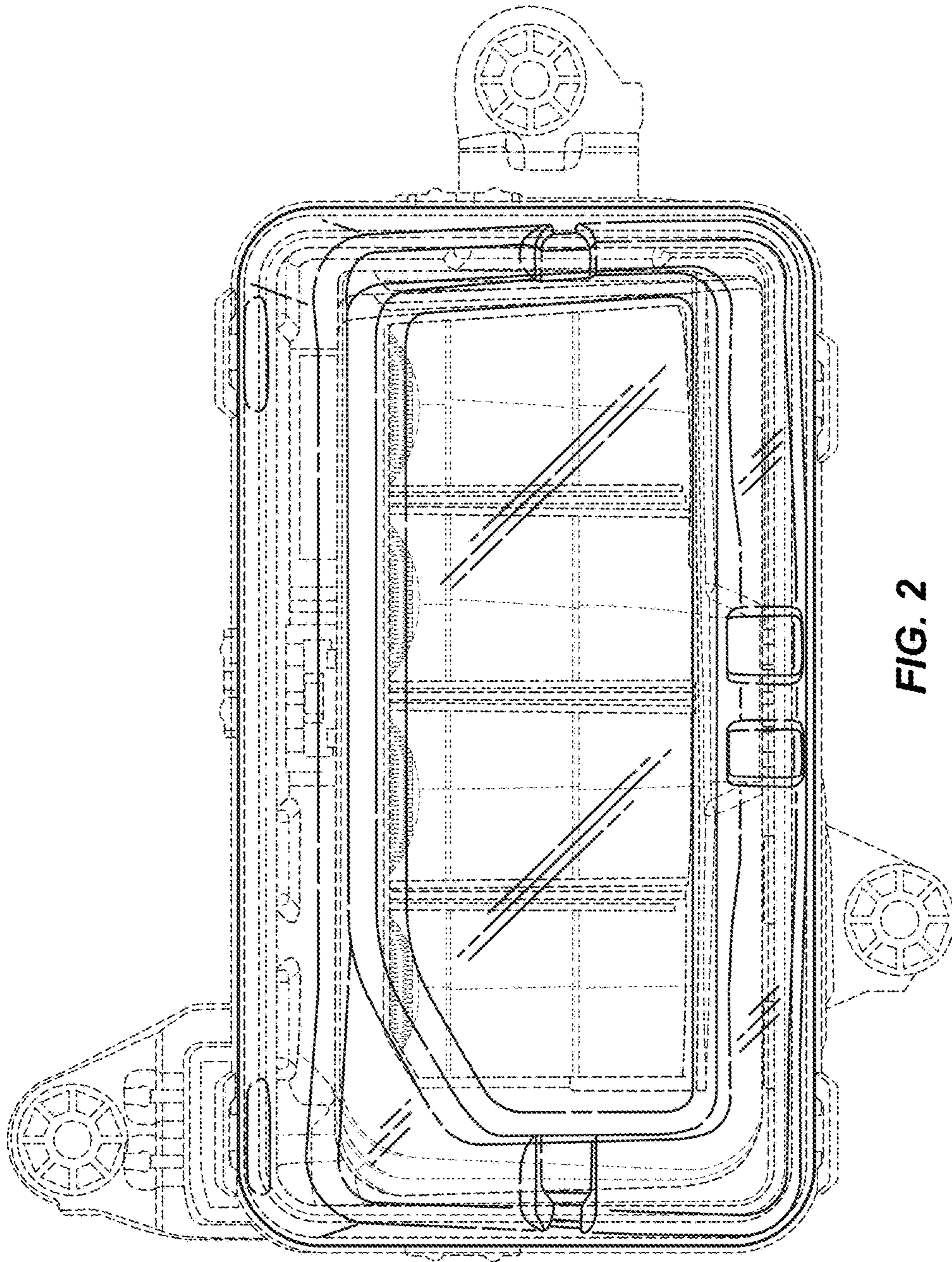


FIG. 2

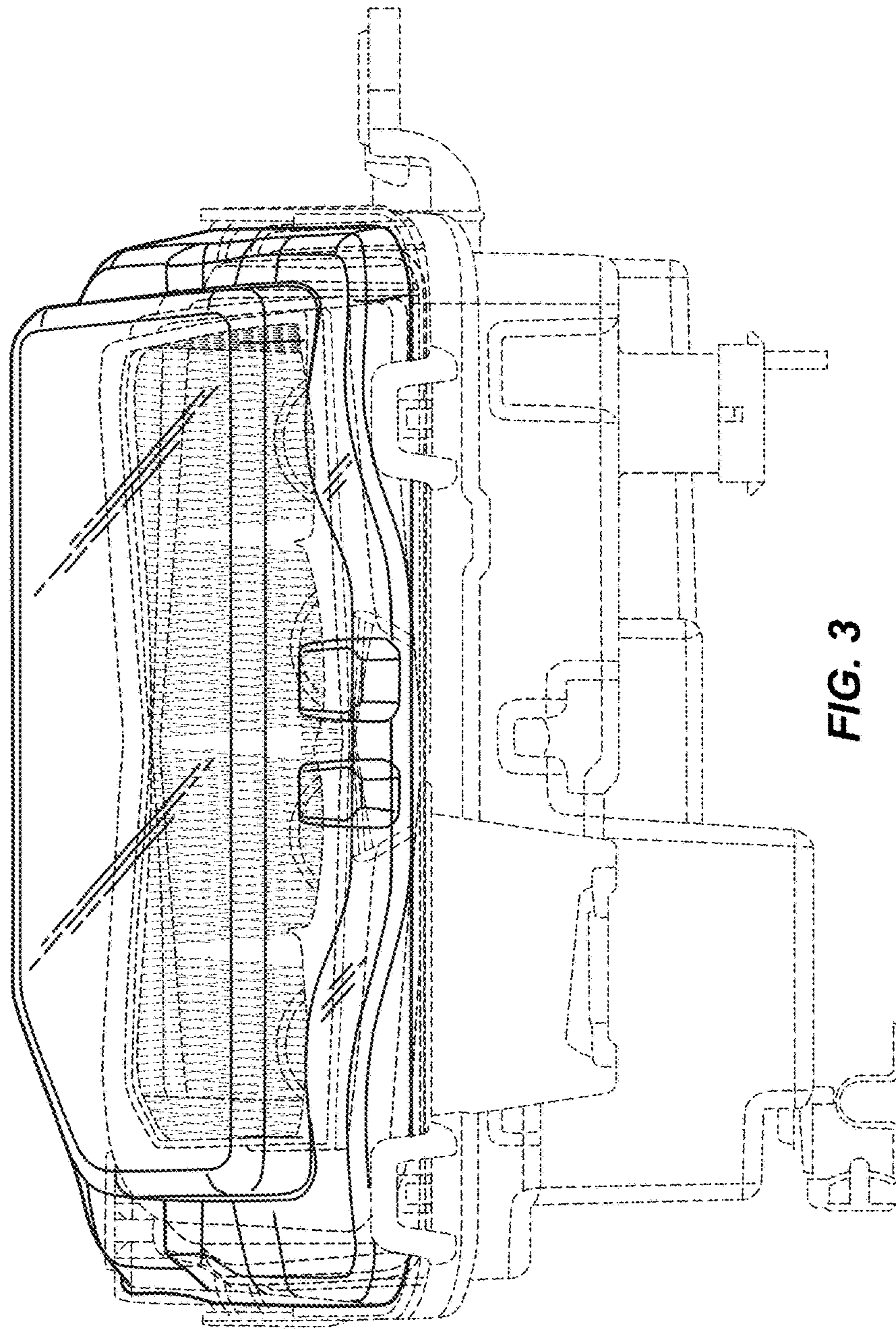


FIG. 3

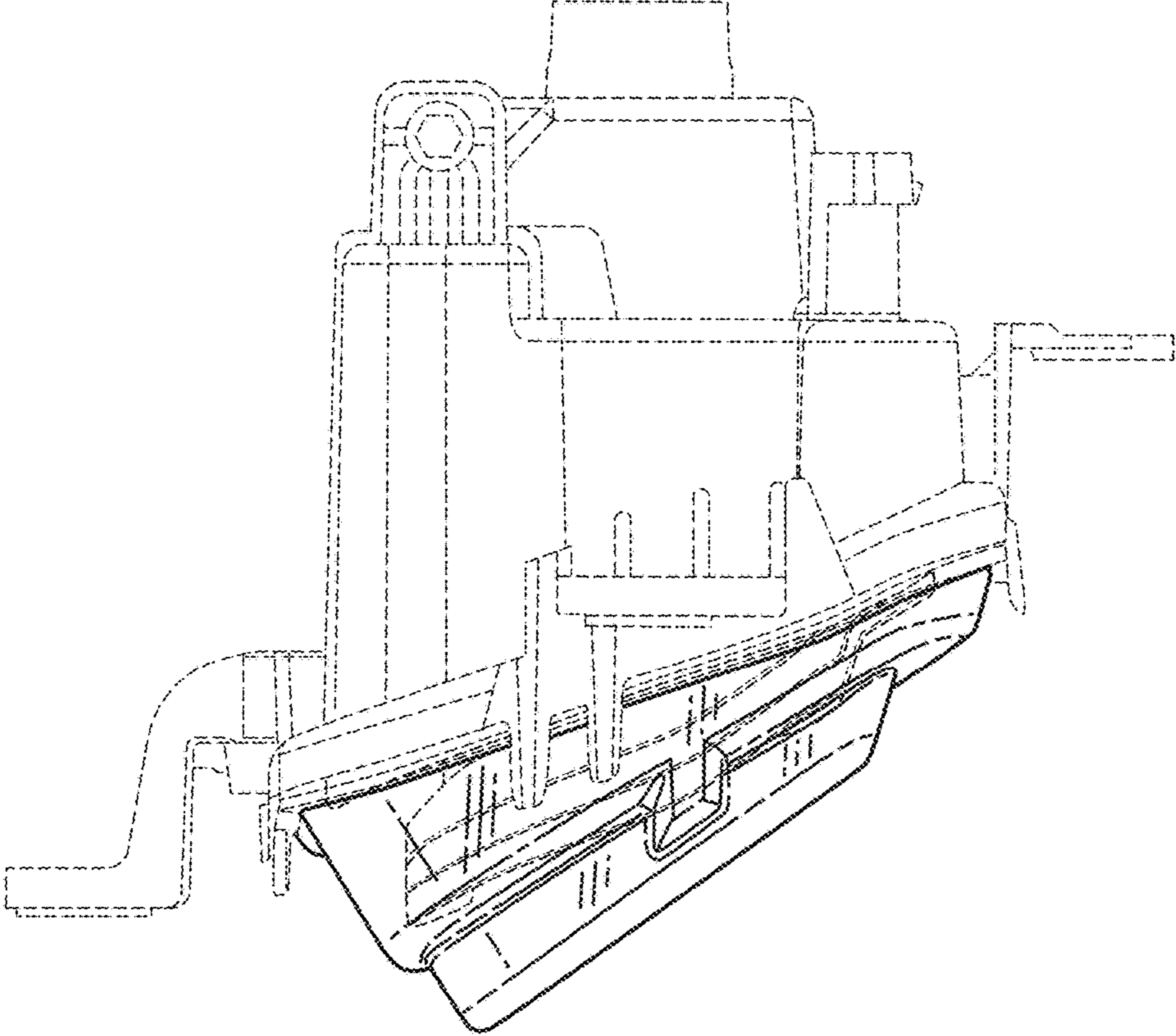


FIG. 4