



US00D858795S

(12) **United States Design Patent** (10) **Patent No.:** **US D858,795 S**
Zhu (45) **Date of Patent:** **** Sep. 3, 2019**

(54) **BOOTH**

(56) **References Cited**

(71) Applicant: **3DS ENGINEERING
PROCUREMENT CONSTRUCTION
SUZHOU CO., LTD.**, Suzhou (CN)

U.S. PATENT DOCUMENTS

(72) Inventor: **Weiwei Zhu**, Kunshan (CN)

| | | | | | | |
|--------------|----|---|---------|----------|-------|-----------------------|
| D288,610 | S | * | 3/1987 | Barber | | D25/1 |
| 5,778,607 | A | * | 7/1998 | Edwards | | E04H 1/125 454/230 |
| D732,691 | S | * | 6/2015 | Hallfors | | D25/16 |
| D732,692 | S | * | 6/2015 | Hallfors | | D25/16 |
| D734,491 | S | * | 7/2015 | Krymov | | D25/16 |
| D788,318 | S | * | 5/2017 | Jennings | | D25/16 |
| 2003/0024040 | A1 | * | 2/2003 | Akhtar | | E04H 1/125 4/524 |
| 2016/0312486 | A1 | * | 10/2016 | Booker | | E04H 1/125 |
| 2018/0305943 | A1 | * | 10/2018 | Pucci | | E04H 1/125 |

(73) Assignee: **3DS ENGINEERING
PROCUREMENT CONSTRUCTION
SUZHOU CO., LTD.**, Suzhou (CN)

(**) Term: **15 Years**

* cited by examiner

(21) Appl. No.: **29/645,406**

Primary Examiner — Brett Miller

(22) Filed: **Apr. 25, 2018**

(74) *Attorney, Agent, or Firm* — SZDC Law P.C.

(30) **Foreign Application Priority Data**

(57) **CLAIM**

The ornamental design for a booth, as shown and described.

Nov. 1, 2017 (CN) 2017 3 0530935

DESCRIPTION

(51) **LOC (12) Cl.** **25-03**

FIG. 1 is a front perspective view of the booth;
FIG. 2 is a front view thereof;
FIG. 3 is a left view thereof;
FIG. 4 is a right view thereof; and,
FIG. 5 is a top view thereof.
The broken lines depict portions of the booth that form no part of the claimed design.

(52) **U.S. Cl.**


USPC **D25/16**

(58) **Field of Classification Search**

USPC D25/1-35, 55-61; D6/640
CPC E04H 1/00-1/14; E04H 3/00-3/10; E04B
2/74-2/7459

See application file for complete search history.

1 Claim, 5 Drawing Sheets






FIG. 1




FIG. 2

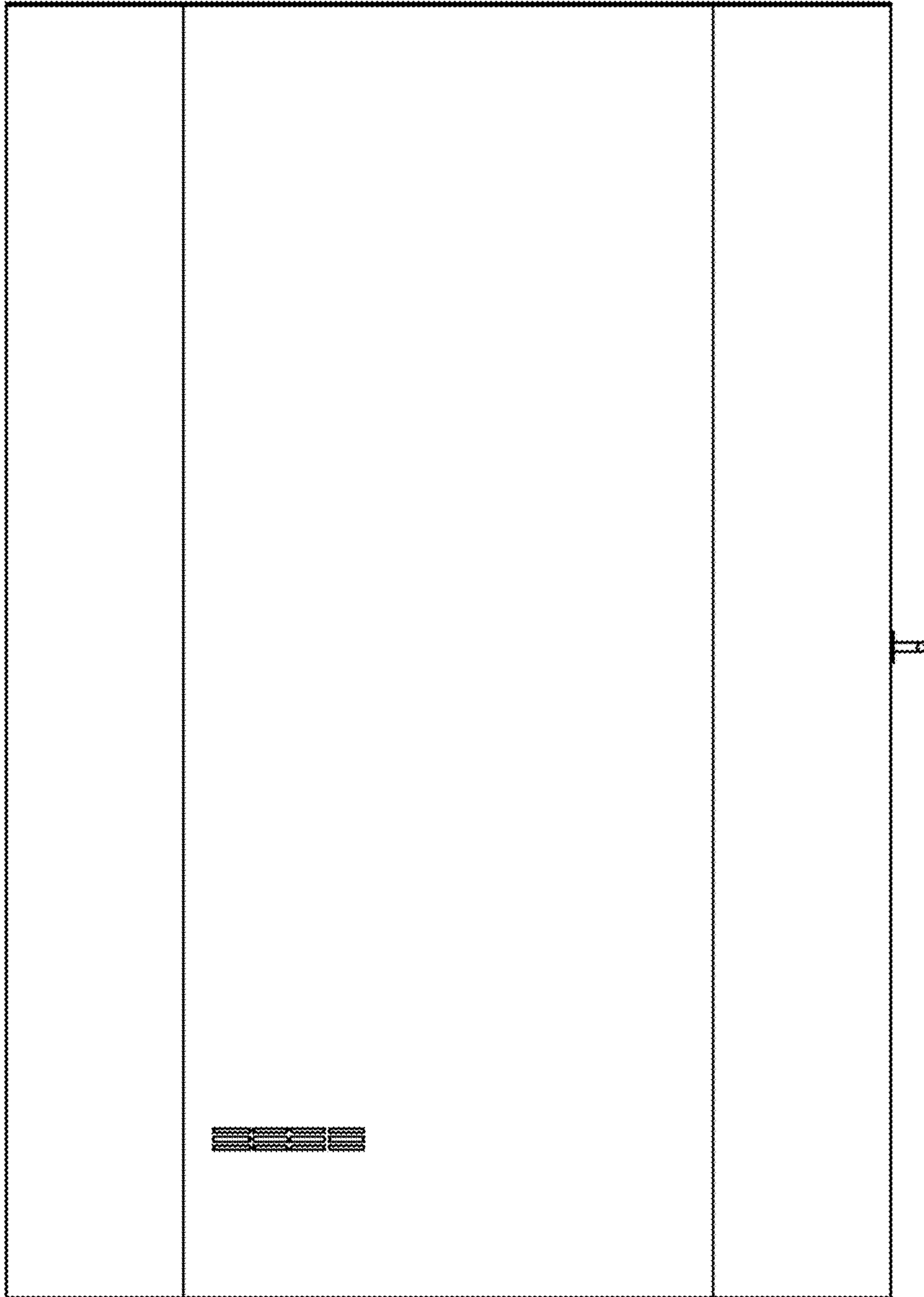


FIG. 3

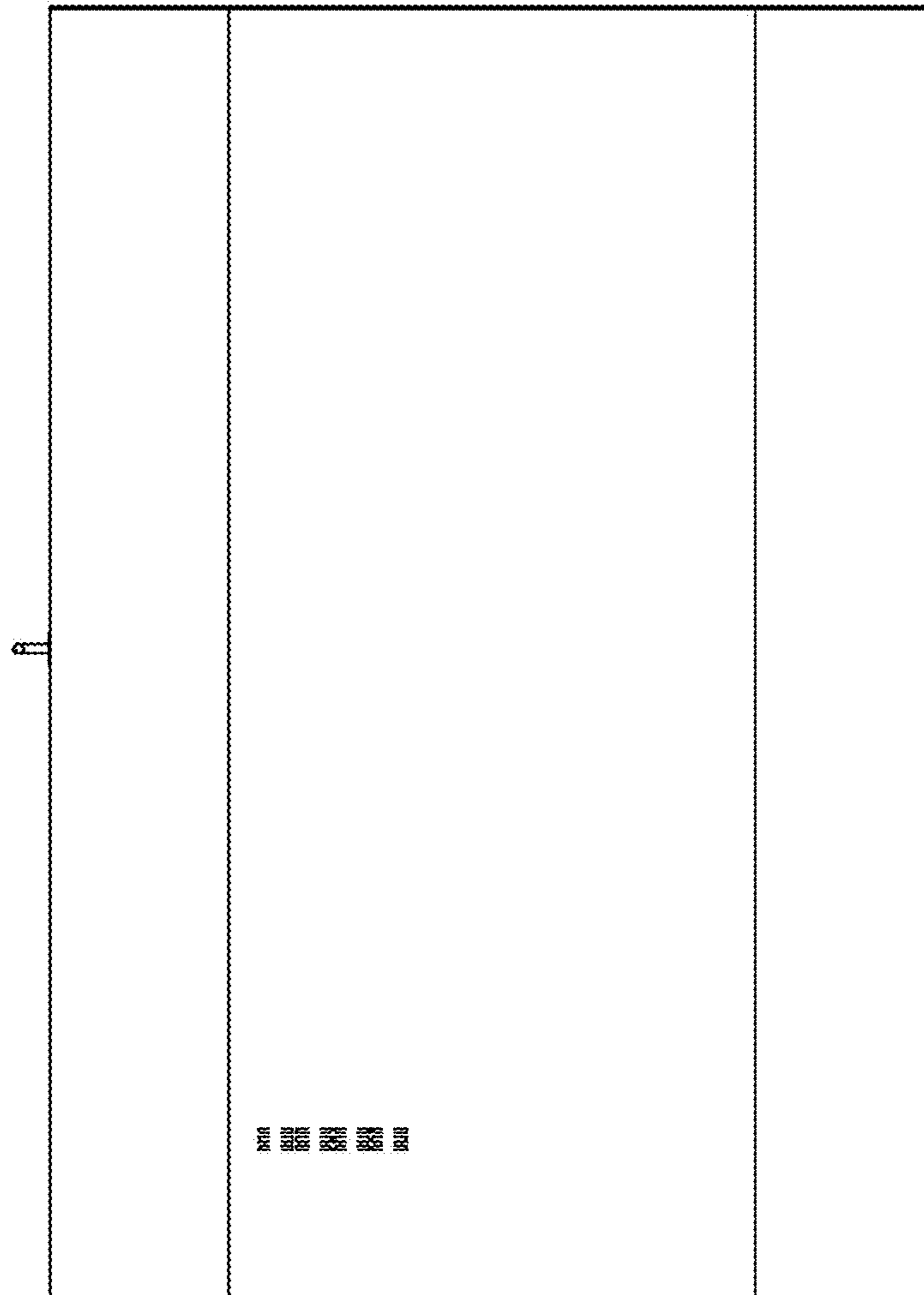


FIG. 4

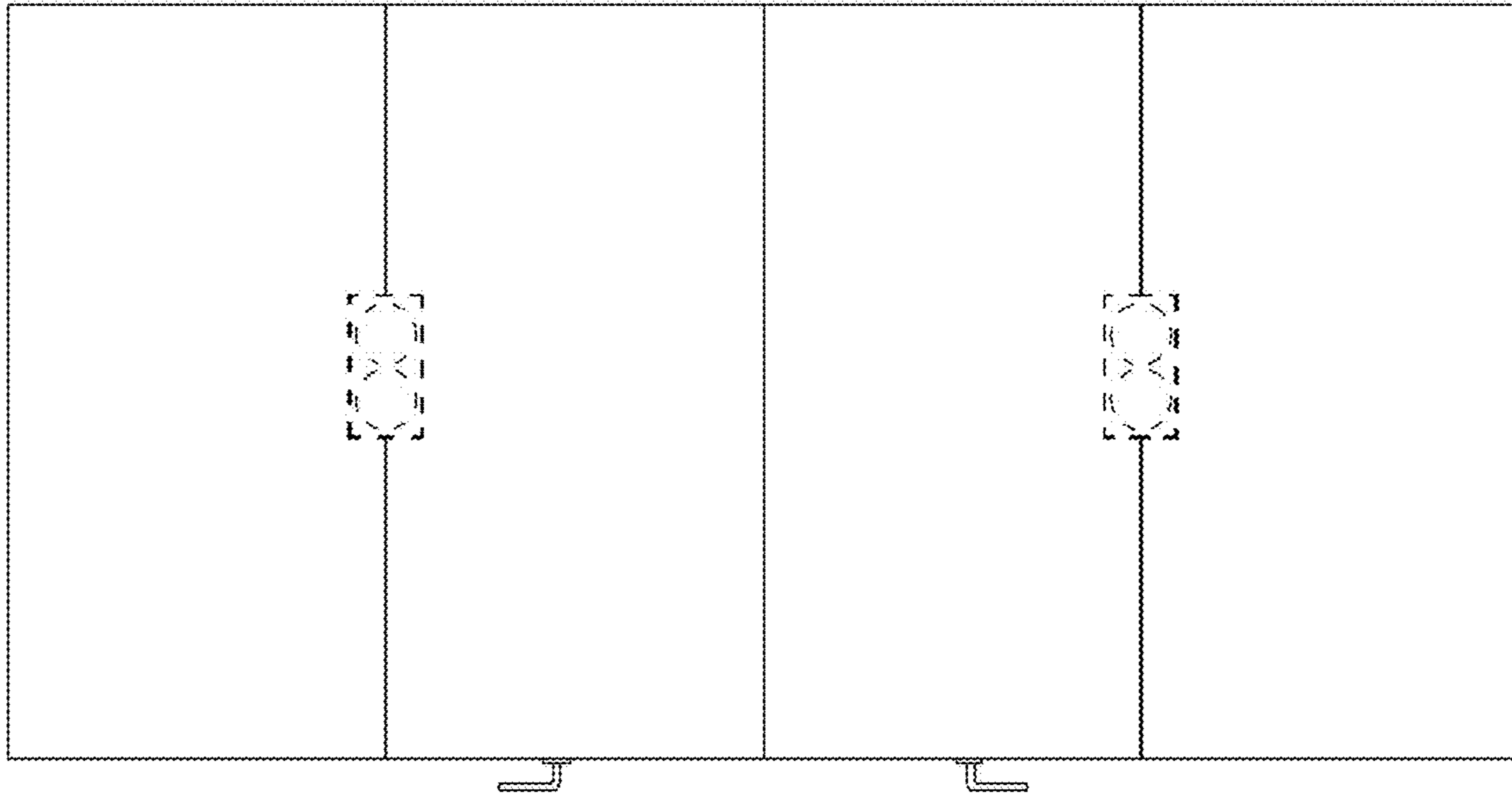


FIG. 5