



US00D858789S

(12) **United States Design Patent** (10) **Patent No.:** **US D858,789 S**
Logan (45) **Date of Patent:** **** Sep. 3, 2019**

- (54) **MESSAGE AND TONING DEVICE**
- (71) Applicant: **Etone LLC**, Wilmington, NC (US)
- (72) Inventor: **Elizabeth Logan**, Wilmington, NC (US)
- (73) Assignee: **ETONE LLC**, Wilmington, NC (US)
- (**) Term: **15 Years**
- (21) Appl. No.: **29/619,761**
- (22) Filed: **Oct. 2, 2017**
- (51) **LOC (12) Cl.** **28-03**
- (52) **U.S. Cl.**
USPC **D24/215**
- (58) **Field of Classification Search**
USPC D24/200, 211, 212, 213, 214, 215, 133;
601/19, 22, 40, 46, 52, 63, 99, 110–113,
601/118–120, 125, DIG. 12, DIG. 14,
601/DIG. 15, DIG. 16, DIG. 17
CPC A61H 1/00; A61H 2015/0007; A61H
2015/0014; A61H 2015/0042; A61H
15/00; A61H 11/00; A61H 21/00; A61H
37/00
See application file for complete search history.

- (56) **References Cited**
U.S. PATENT DOCUMENTS
D250,228 S * 11/1978 Long D4/102
4,207,878 A 6/1980 Duncan
4,210,134 A 7/1980 Okazaki et al.
D263,872 S * 4/1982 Rakocy D24/214
D281,625 S * 12/1985 Yuen D24/211
D323,034 S * 1/1992 Reinstein D24/200
D338,964 S 8/1993 Tarjoto
D350,608 S * 9/1994 Yu D24/211
D377,394 S * 1/1997 Tillman D24/215
D435,913 S * 1/2001 Harris D24/214
D523,561 S * 6/2006 Telford D24/215

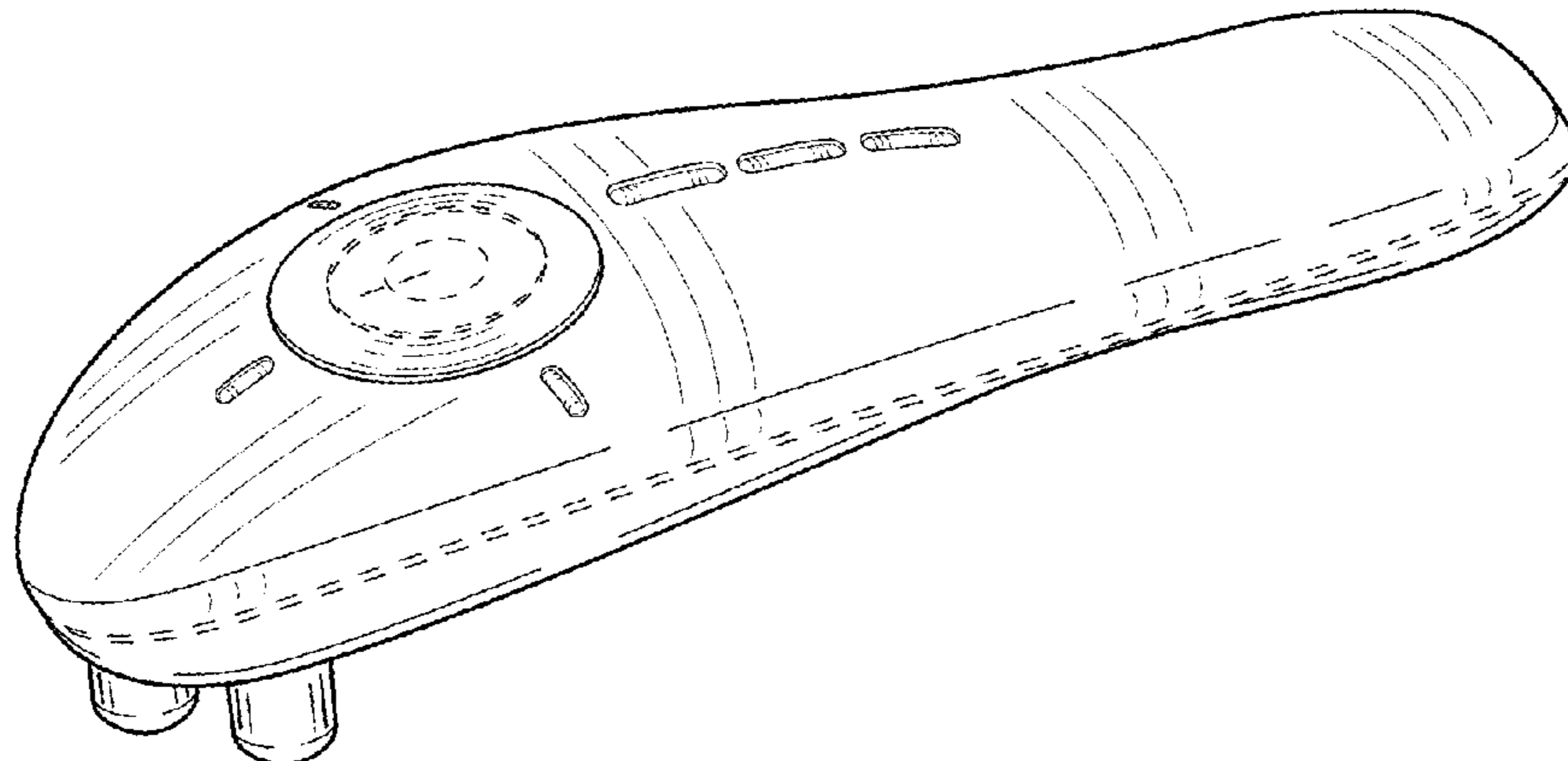
- D533,943 S * 12/2006 Chen D24/146
 - D535,397 S * 1/2007 Chen D24/146
 - D559,058 S * 1/2008 Radi D8/62
 - D569,523 S * 5/2008 Hsieh D24/206
 - D610,695 S 2/2010 Forte
 - D627,898 S * 11/2010 Aulwes D24/214
 - D628,304 S * 11/2010 Aulwes D24/214
 - D649,657 S * 11/2011 Petersen D24/215
 - D652,169 S * 1/2012 Yoon D28/54
 - D652,523 S * 1/2012 Bradley D24/209
 - D652,524 S * 1/2012 Messner D24/211
 - D665,093 S 8/2012 Sedic
 - D671,226 S * 11/2012 Aulwes D24/215
 - D675,829 S * 2/2013 Jakubow D4/102
 - D679,502 S * 4/2013 Itano D4/102
 - D688,379 S 8/2013 Ehlers
 - D705,422 S * 5/2014 Burton D24/112
 - D706,445 S 6/2014 Logan
 - D713,150 S * 9/2014 Maurin D4/102
 - D749,325 S * 2/2016 Middendorp D4/102
- (Continued)

Primary Examiner — Sandra S Snapp
(74) *Attorney, Agent, or Firm* — Ware, Fressola, Maguire & Barber LLP

(57) **CLAIM**
I claim the ornamental design of a massage and toning device, as shown and described.

DESCRIPTION
FIG. 1 is a top perspective view of a massage and toning device showing my new design;
FIG. 2 is a top plan view thereof;
FIG. 3 is a bottom plan view thereof;
FIG. 4 is a left side elevational view thereof;
FIG. 5 is a right side elevational view thereof;
FIG. 6 is a front side elevational view thereof; and,
FIG. 7 is a back side elevational view thereof.
The broken lines depicting a seam, a circular ring on the button element and a power-off symbol on the button element form no part of the claimed design.

1 Claim, 2 Drawing Sheets



(56)

References Cited

U.S. PATENT DOCUMENTS

D773,823 S * 12/2016 Wong D4/102
D795,423 S * 8/2017 Chen D24/133
D804,826 S * 12/2017 Kling D4/127
D805,781 S * 12/2017 Szymanski D4/102
D820,263 S * 6/2018 Rebello D14/426
D821,759 S * 7/2018 Szymanski D4/138
D823,478 S * 7/2018 Park D24/215
D825,073 S * 8/2018 Lenke D24/215
D825,189 S * 8/2018 Matsushita D4/102
2003/0125754 A1 * 7/2003 Davis A45D 26/0004
606/133
2009/0069728 A1 * 3/2009 Hoffmann A61B 8/08
601/46
2010/0160841 A1 * 6/2010 Wu A61H 7/004
601/135
2012/0165710 A1 * 6/2012 Nichols A61H 7/005
601/72
2013/0060176 A1 * 3/2013 Nichols A46B 13/023
601/137
2015/0305486 A1 * 10/2015 Pardo A46B 13/008
15/22.1

* cited by examiner

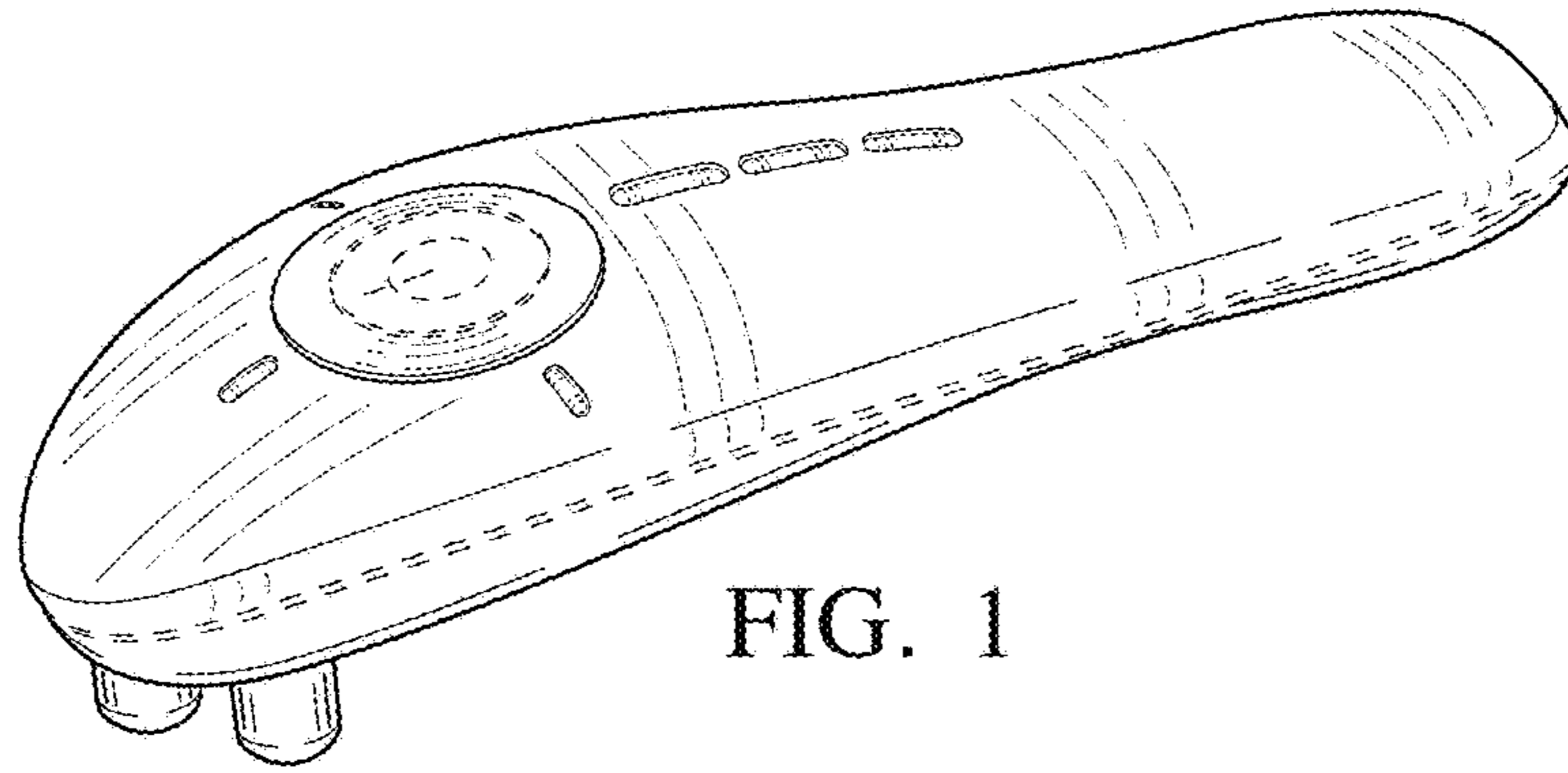


FIG. 1

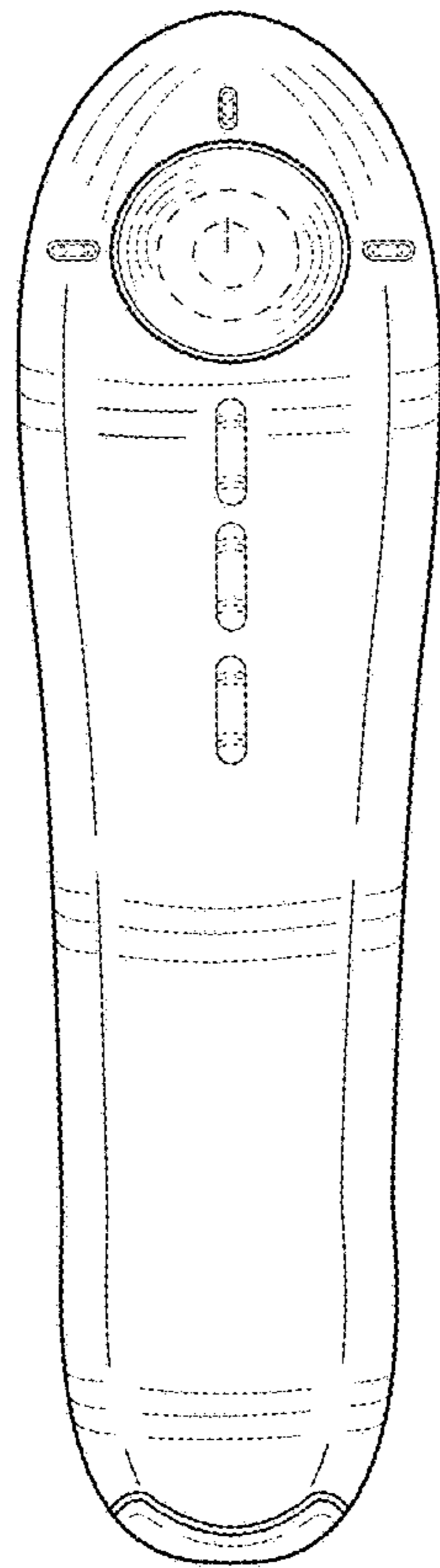


FIG. 2

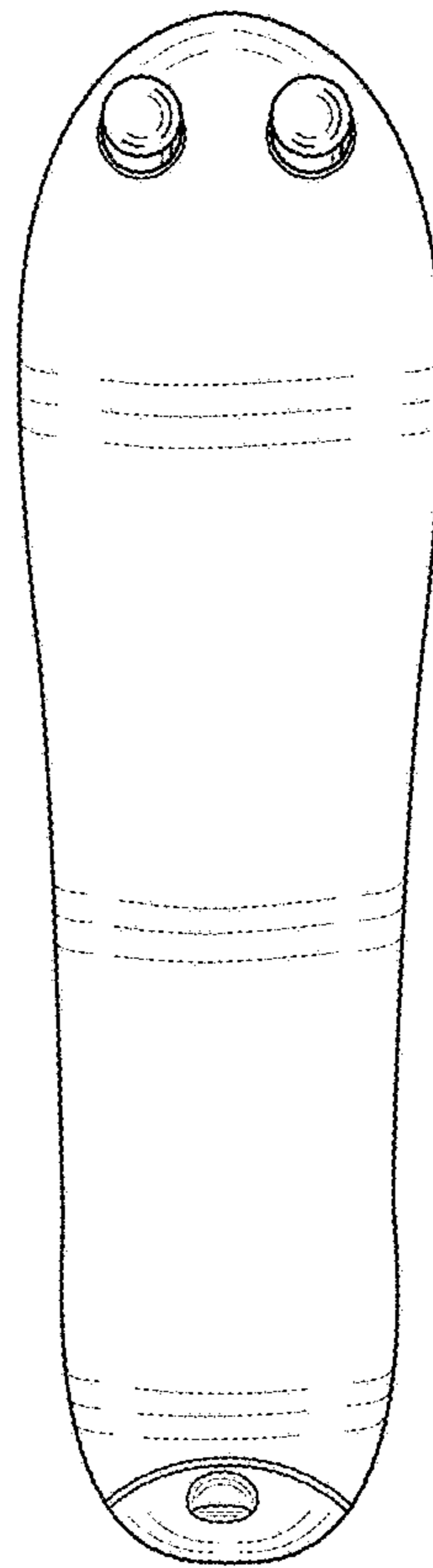


FIG. 3

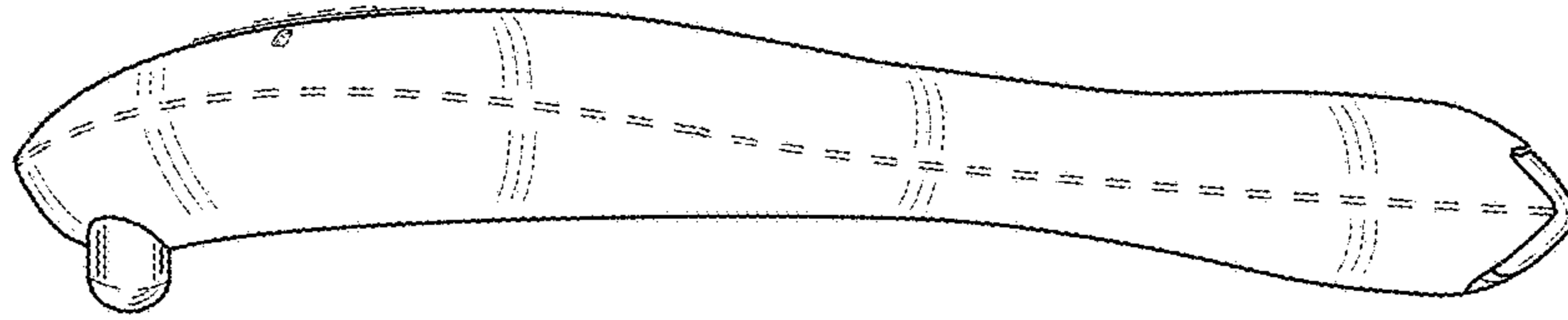


FIG. 4

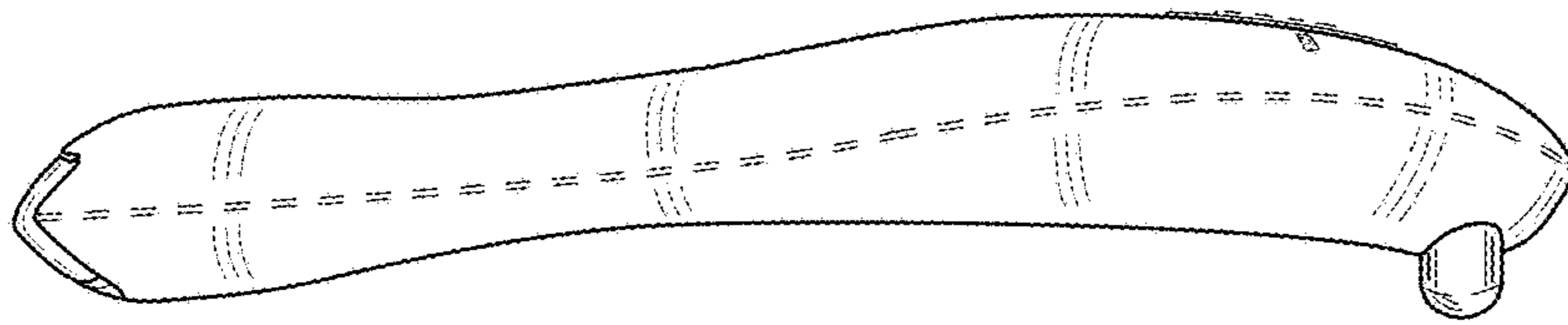


FIG. 5

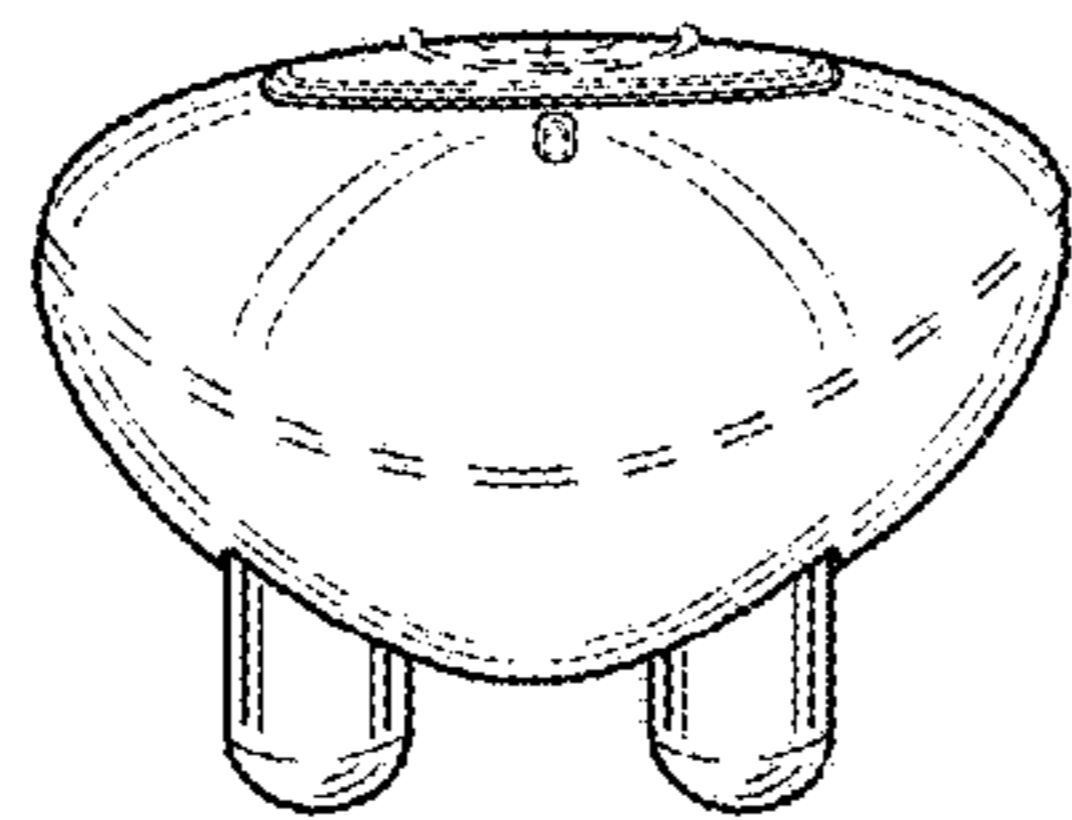


FIG. 6

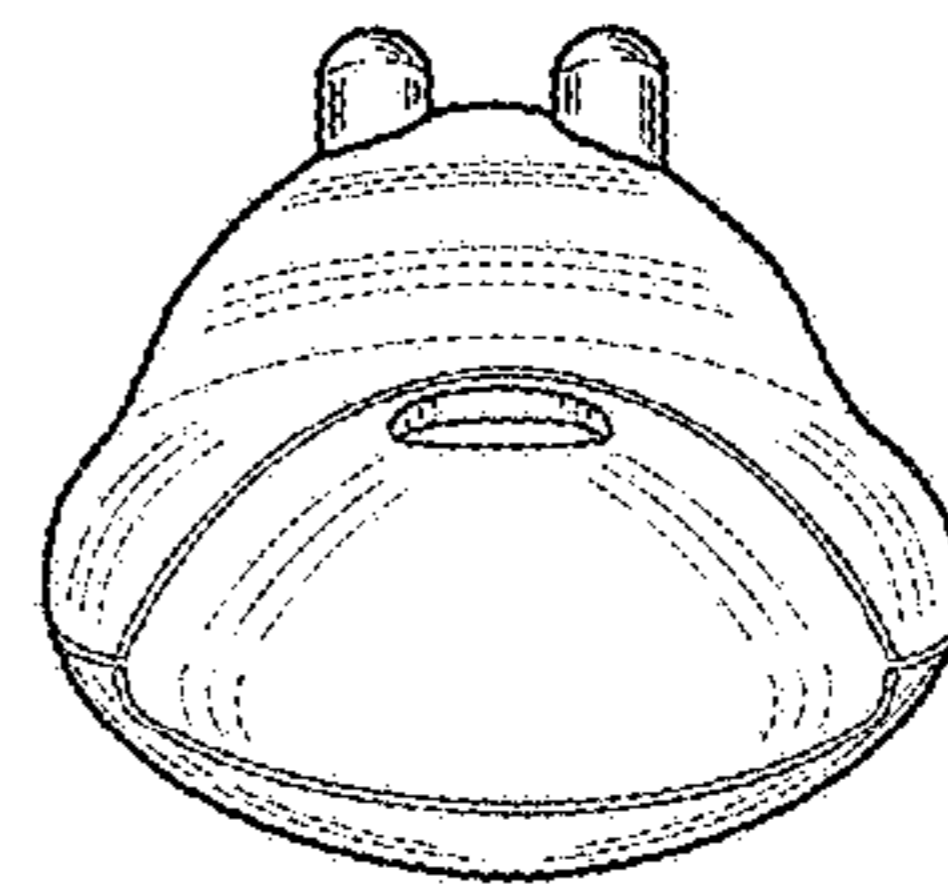


FIG. 7