



US00D858787S

(12) **United States Design Patent**  
**Ten Eyck**

(10) **Patent No.:** **US D858,787 S**

(45) **Date of Patent:** **\*\* Sep. 3, 2019**

(54) **MESSAGE TOOL**

(71) Applicant: **Justin Ten Eyck**, Sacramento, CA (US)

(72) Inventor: **Justin Ten Eyck**, Sacramento, CA (US)

(\*\*) Term: **15 Years**

(21) Appl. No.: **29/656,979**

(22) Filed: **Jul. 18, 2018**

(51) **LOC (12) Cl.** ..... **28-03**

(52) **U.S. Cl.**  
USPC ..... **D24/214**

(58) **Field of Classification Search**  
USPC ..... 601/134; D24/106, 133, 142, 143, 200,  
D24/211, 212, 213, 214, 215; D32/61;  
D8/349, 394, 952; 606/151, 157, 201,  
606/204, 204.45; 607/108, 109, 11;  
248/74.1, 228.8, 230.8, 316.1; 24/545;  
128/200.24, 201.18  
CPC ..... A61H 15/0085; A61H 2201/0157; A61H  
23/00; A61B 17/1325  
See application file for complete search history.

(56) **References Cited**

**U.S. PATENT DOCUMENTS**

2,715,403 A \* 8/1955 Tucker ..... A61B 17/132  
606/201  
6,241,693 B1 \* 6/2001 Lambden ..... A61H 7/001  
601/119  
D450,120 S \* 11/2001 Adler ..... D24/133  
D452,572 S \* 12/2001 Nakamura ..... D24/200  
D484,608 S \* 12/2003 Tinsley ..... D24/214  
6,761,699 B2 \* 7/2004 Chahine ..... A61H 39/00  
601/134

D613,416 S \* 4/2010 Schupman ..... D24/200  
D666,734 S \* 9/2012 Takashima ..... D24/215  
D725,774 S \* 3/2015 Lubensky ..... D24/140  
D726,840 S \* 4/2015 Lorelli ..... D21/662  
D787,926 S \* 5/2017 Cramer ..... D8/394

**OTHER PUBLICATIONS**

Facebook, "Thera-Wishbone", Posted Sep. 1, 2018. <https://www.facebook.com/therawishbone/photos/a.1606858549439964/1668979466561205/?type=3&theater>. Shown on p. 1. (Year: 2018).\*  
Youtube, "Thera Wishbone Youtube", posted on Aug. 23, 2018. <https://www.youtube.com/watch?v=GeEDoMywExg>. Shown in entirety at the 00:49 minute mark. (Year: 2018).\*

\* cited by examiner

*Primary Examiner* — Cynthia Ramirez  
*Assistant Examiner* — Michael A Maharajh  
(74) *Attorney, Agent, or Firm* — Law Office of Michael O'Brien

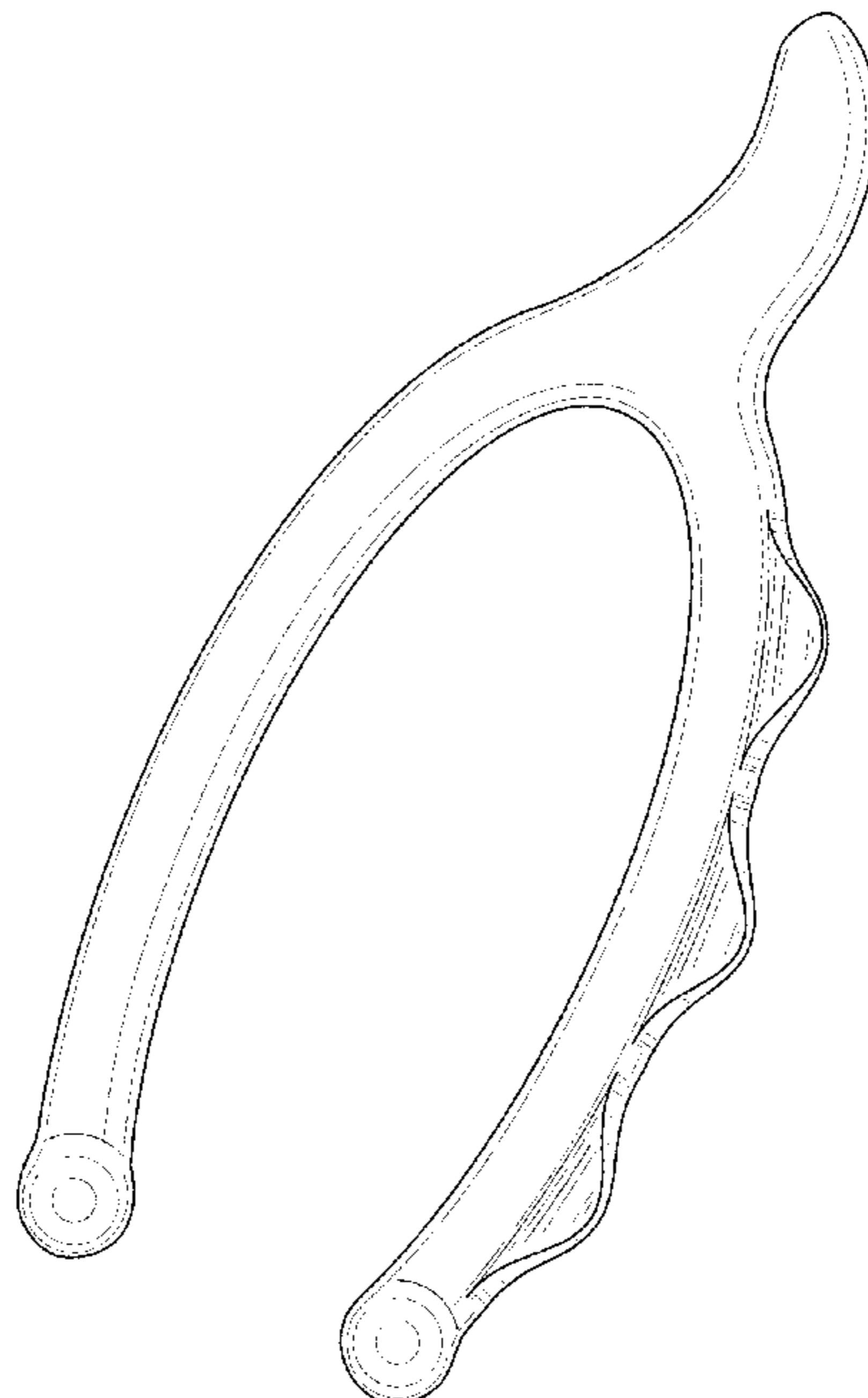
(57) **CLAIM**

An ornamental design for a massage tool, as shown and described.

**DESCRIPTION**

FIG. 1 is a front perspective view of a massage tool, showing my new design;  
FIG. 2 is a front view thereof;  
FIG. 3 is a rear view thereof;  
FIG. 4 is a left side view thereof;  
FIG. 5 is a right side view thereof;  
FIG. 6 is a top view thereof; and,  
FIG. 7 is a bottom view thereof.

**1 Claim, 5 Drawing Sheets**



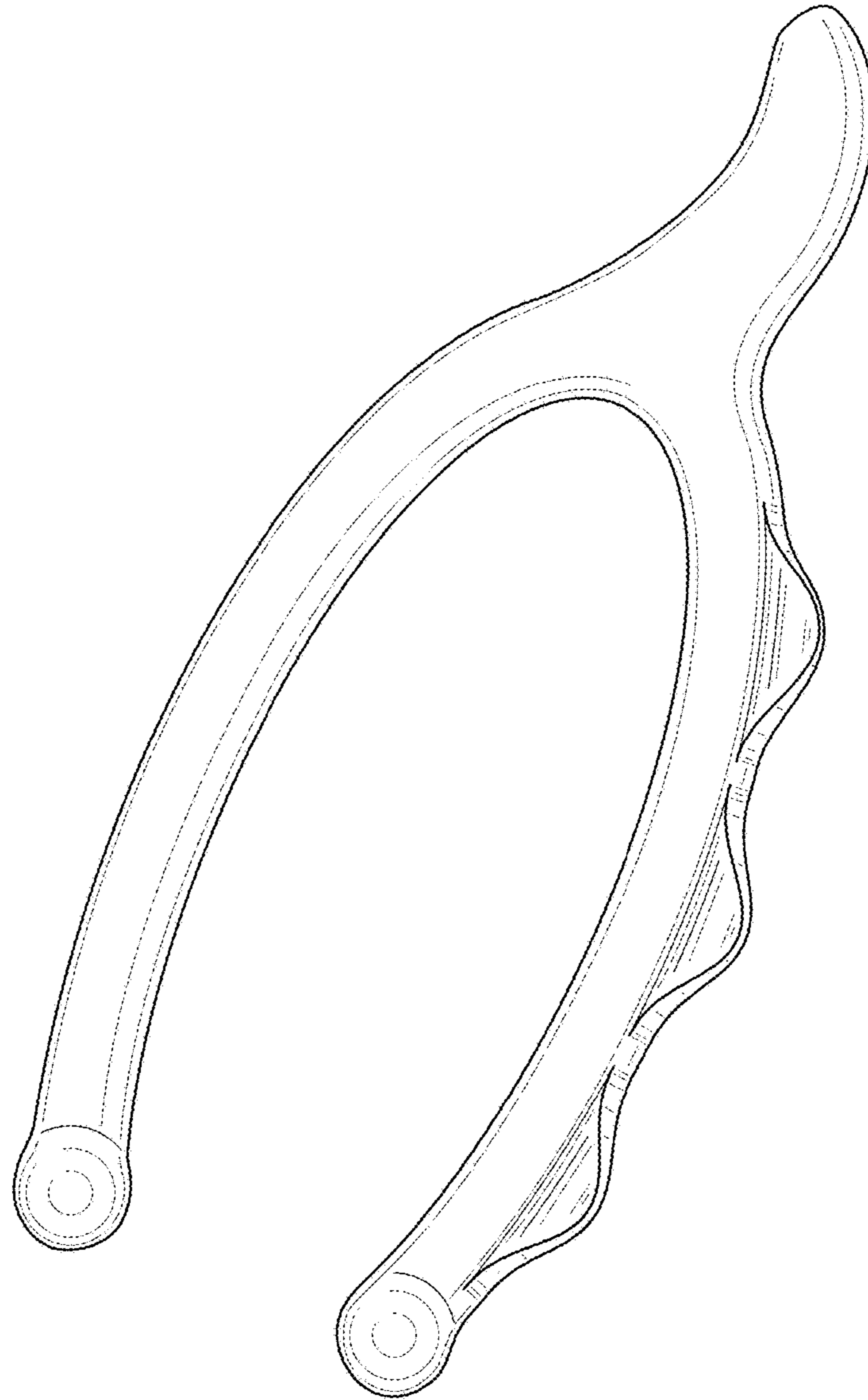


FIG. 1

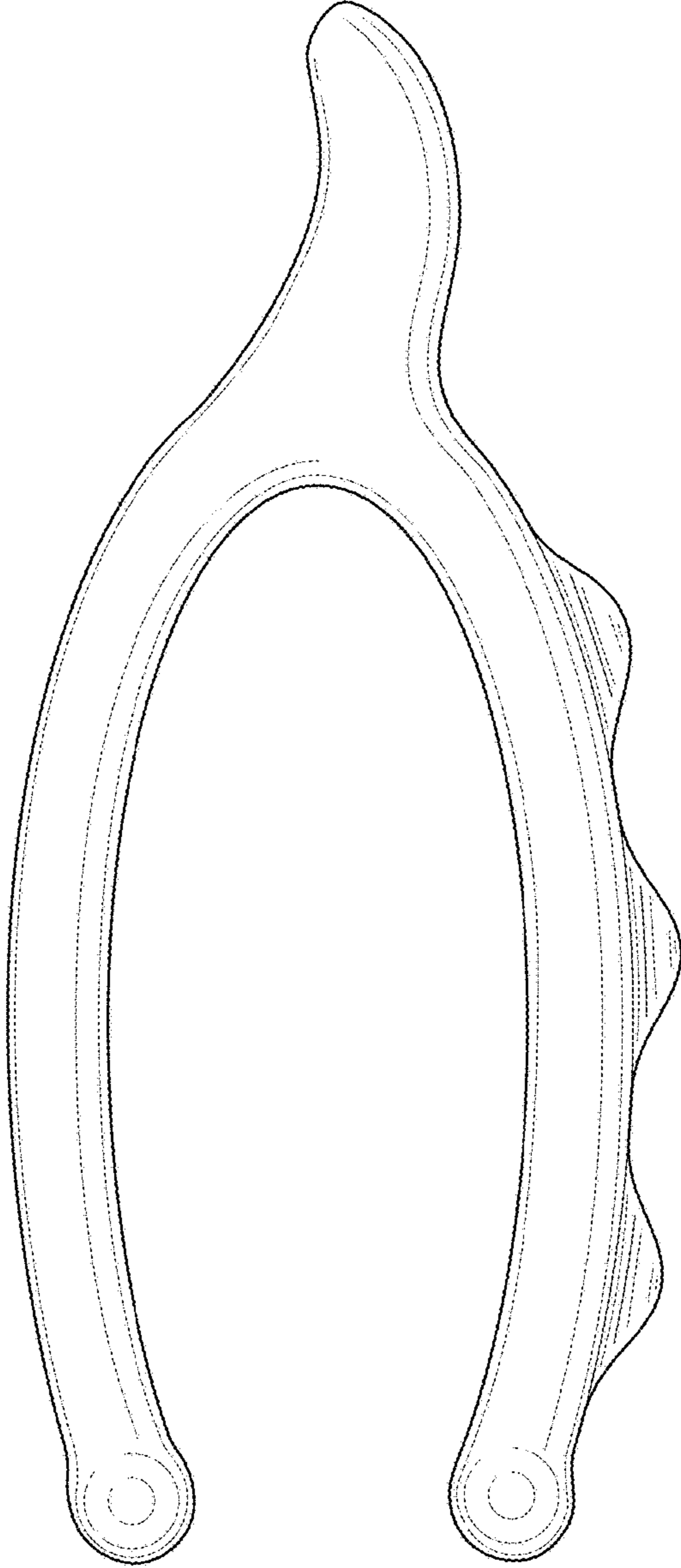


FIG. 2

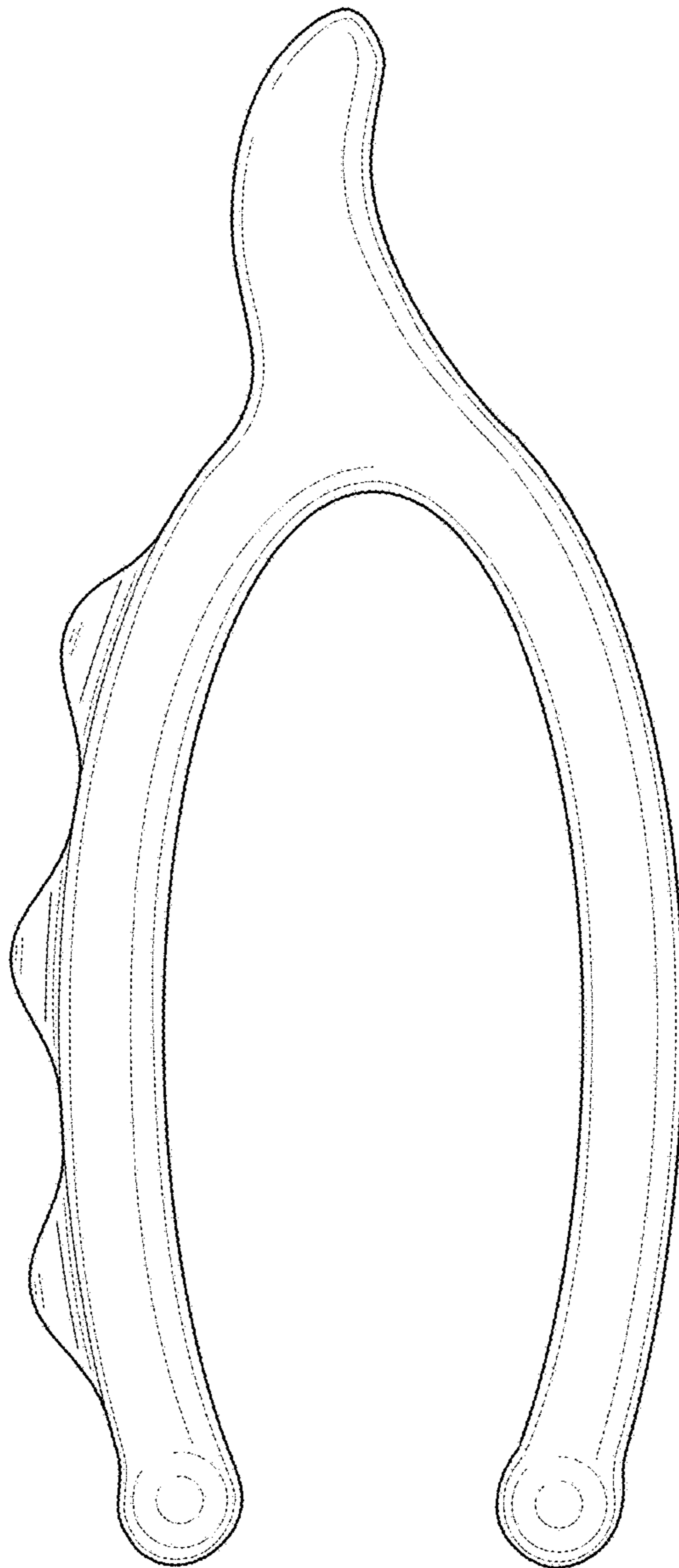


FIG. 3

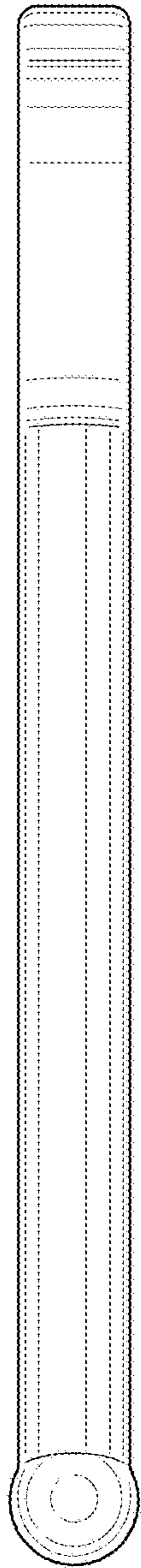


FIG. 4

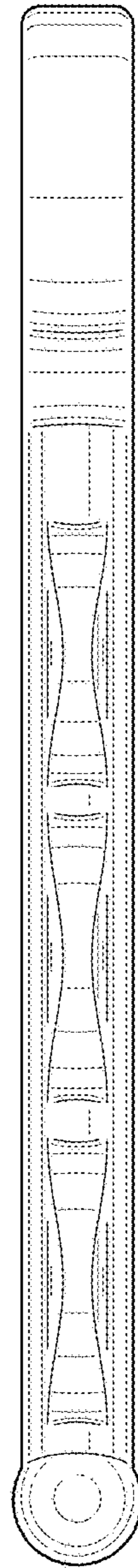


FIG. 5

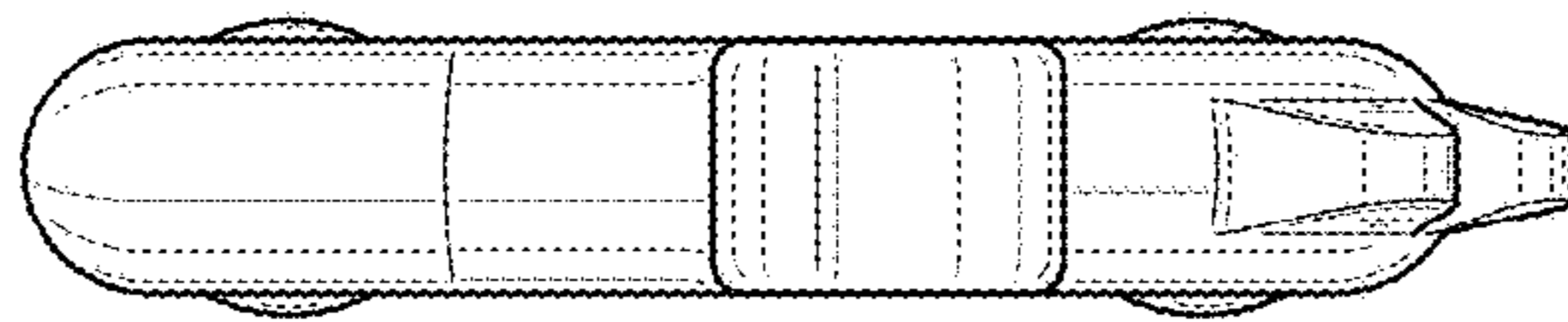


FIG. 6

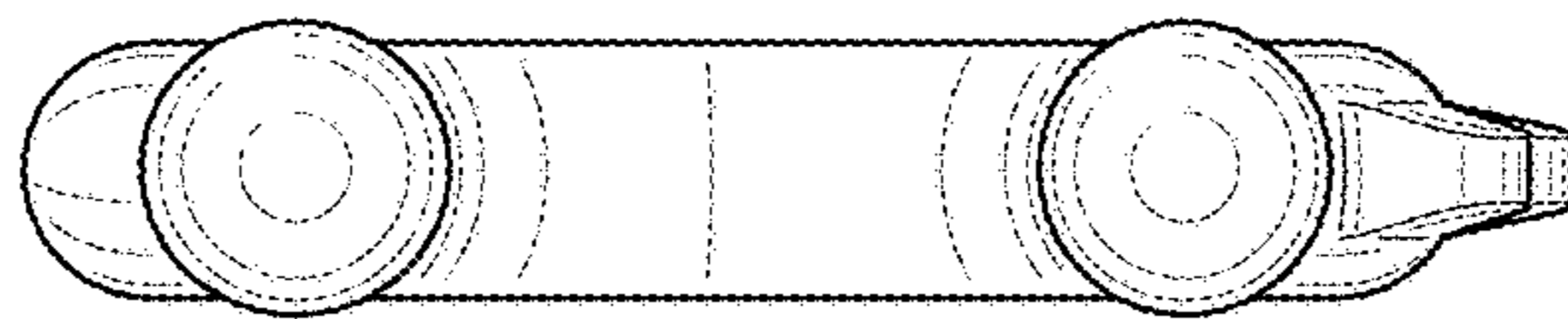


FIG. 7