



US00D858724S

(12) **United States Design Patent** (10) **Patent No.:** **US D858,724 S**
Bucher et al. (45) **Date of Patent:** **** Sep. 3, 2019**

(54) **SHOWER BASE**
(71) Applicant: **AS America, Inc.**, Piscataway, NJ (US)
(72) Inventors: **Christophe Bucher**, Hillsborough, NJ (US); **Calum Wagner**, Brooklyn, NY (US)

D750,764 S 3/2016 DeSocio
9,462,916 B2 10/2016 Adams
D776,246 S 1/2017 Licini
D785,148 S 4/2017 Licini
9,611,634 B2 4/2017 Erlebach
(Continued)

(73) Assignee: **AS America, Inc.**, Piscataway, NJ (US)
(**) Term: **15 Years**

FOREIGN PATENT DOCUMENTS

CA 2 514 275 2/2006
DE 10131338 A1 * 9/2002 A47K 3/1605
(Continued)

(21) Appl. No.: **29/637,917**

OTHER PUBLICATIONS

(22) Filed: **Feb. 22, 2018**
(51) **LOC (12) Cl.** **23-02**
(52) **U.S. Cl.**
USPC **D23/304**
(58) **Field of Classification Search**
USPC D23/303, 304, 305, 275, 277, 283;
D32/55, 56; D6/524, 708.21
CPC A47K 3/40; A47K 3/405; A47K 3/022;
A47K 3/28; A47K 3/282
See application file for complete search history.

Bucher et al., U.S. Office Action dated Dec. 12, 2018, directed to U.S. Appl. No. 29/637,921; 7 pages.
(Continued)

Primary Examiner — Sheryl Lane
Assistant Examiner — Samantha N Wood
(74) *Attorney, Agent, or Firm* — Morrison & Foerster LLP

(56) **References Cited**

(57) **CLAIM**

We claim the ornamental design for a shower base, as shown and described.

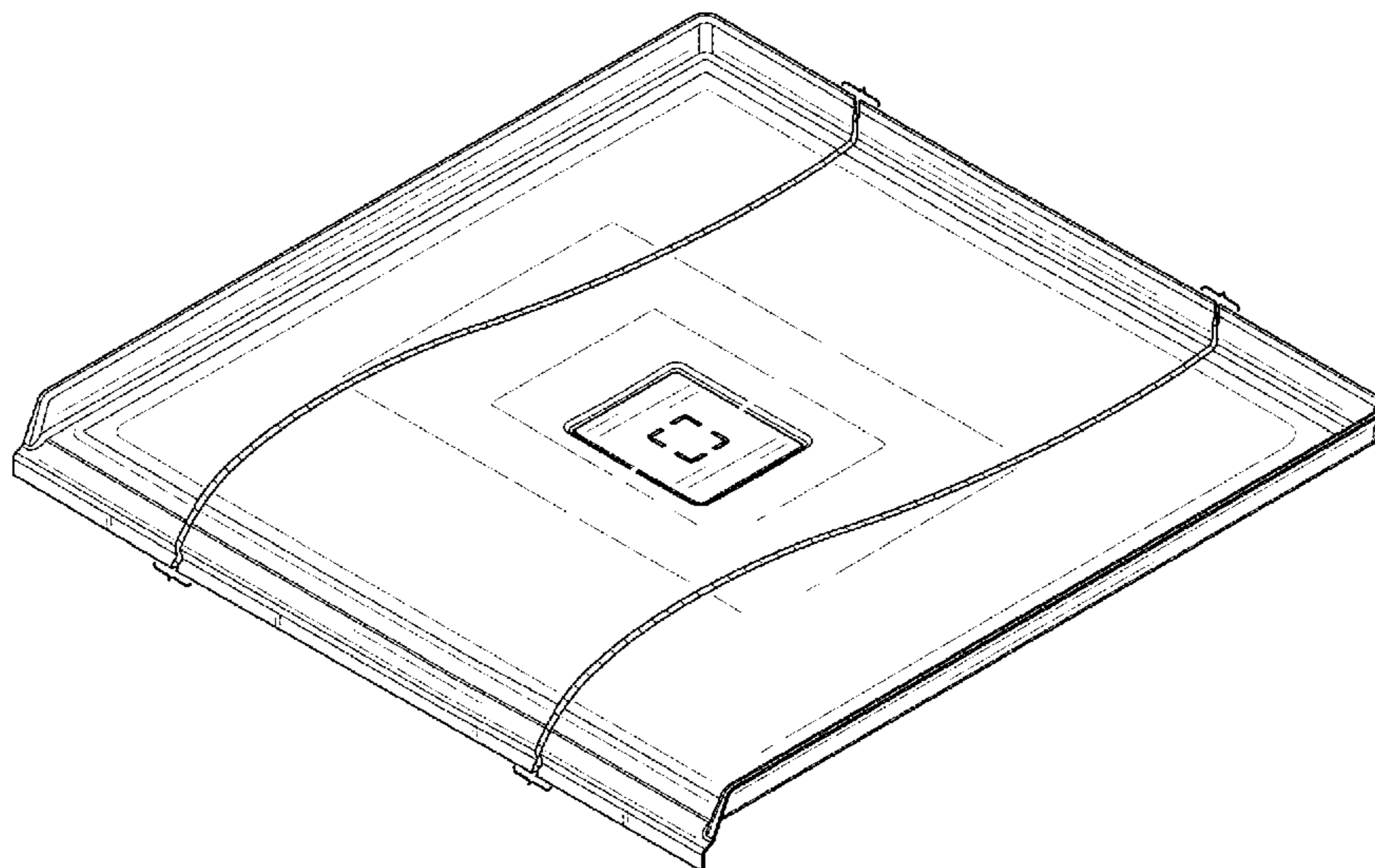
U.S. PATENT DOCUMENTS

DESCRIPTION

D351,019 S 9/1994 Moore et al.
D480,455 S 10/2003 Painter et al.
D486,208 S 2/2004 Piatt et al.
D532,877 S * 11/2006 Hisey D23/304
D540,926 S * 4/2007 Flores D23/304
D541,913 S 5/2007 Piatt
D596,721 S 7/2009 Hisey
D596,722 S 7/2009 Hisey
D609,316 S 2/2010 Hisey
D611,129 S 3/2010 Hisey
D612,027 S 3/2010 Hisey
D612,180 S * 3/2010 Mayer D6/524
D613,839 S * 4/2010 Hisey D23/304
7,739,757 B2 6/2010 Witt
8,474,068 B2 7/2013 Kik, Sr. et al.
D731,630 S 6/2015 DeSocio

FIG. 1 is a front perspective view of a shower base showing our new design;
FIG. 2 is a front view thereof;
FIG. 3 is a rear view thereof;
FIG. 4 is a side view thereof;
FIG. 5 is a side view of the opposite side of FIG. 4; and,
FIG. 6 is a top view thereof.
The shower base is shown with symbolic breaks in its length. The appearance of any portion of the article between the break lines forms no part of the claimed design.

1 Claim, 6 Drawing Sheets



(56)

References Cited

U.S. PATENT DOCUMENTS

D792,954 S	7/2017	Sander et al.	
2006/0191067 A1	8/2006	Sadler	
2008/0148474 A1*	6/2008	Witt	A47K 3/40 4/613
2013/0276226 A1	10/2013	Cook et al.	
2016/0166121 A1	6/2016	Zimbric	
2017/0164791 A1	6/2017	Provence	
2017/0196413 A1	7/2017	Sander et al.	

FOREIGN PATENT DOCUMENTS

DE	102007010598	9/2008
EM	000293675-0001	4/2005
EP	1857029	11/2007
JP	2000-265513	9/2000
RU	74583	4/2010

OTHER PUBLICATIONS

Bucher et al., U.S. Office Action dated Dec. 12, 2018, directed to U.S. Appl. No. 29/637,922; 6 pages.

Bucher, U.S. Office Action dated Dec. 12, 2018, directed to U.S. Appl. No. 29/630,377; 6 pages.
 Bucher, U.S. Office Action dated Dec. 12, 2018, directed to U.S. Appl. No. 29/630,379; 7 pages.
 Bucher, U.S. Office Action dated Dec. 12, 2018, directed to U.S. Appl. No. 29/630,385; 7 pages.
 Bucher, U.S. Office Action dated Dec. 12, 2018, directed to U.S. Appl. No. 29/630,386; 6 pages.
 Bucher, U.S. Office Action dated Dec. 12, 2018, directed to U.S. Appl. No. 29/630,388; 9 pages.
 Bucher, U.S. Office Action dated Dec. 12, 2018, directed to U.S. Appl. No. 29/630,389; 7 pages.
 First Notification to Make Rectification dated Nov. 14, 2018, directed to CN Application No. 201830463529.6; 2 pages.
 Mincey Marble Manufacturing. (2006) "Installation Instructions for Mincey Marble Manufacturing's Standard Cast Marble Trench Drain Shower Pan—Residence Inn by Marriott"; 3 pages.
 Bucher, U.S. Office Action dated Apr. 2, 2019, directed to U.S. Appl. No. 29/630,385; 5 pages.
 Bucher, U.S. Office Action dated Apr. 2, 2019, directed to U.S. Appl. No. 29/630,389; 5 pages.
 Examination Report dated May 7, 2019, directed to Canadian Application No. 183084; 3 pages.

* cited by examiner

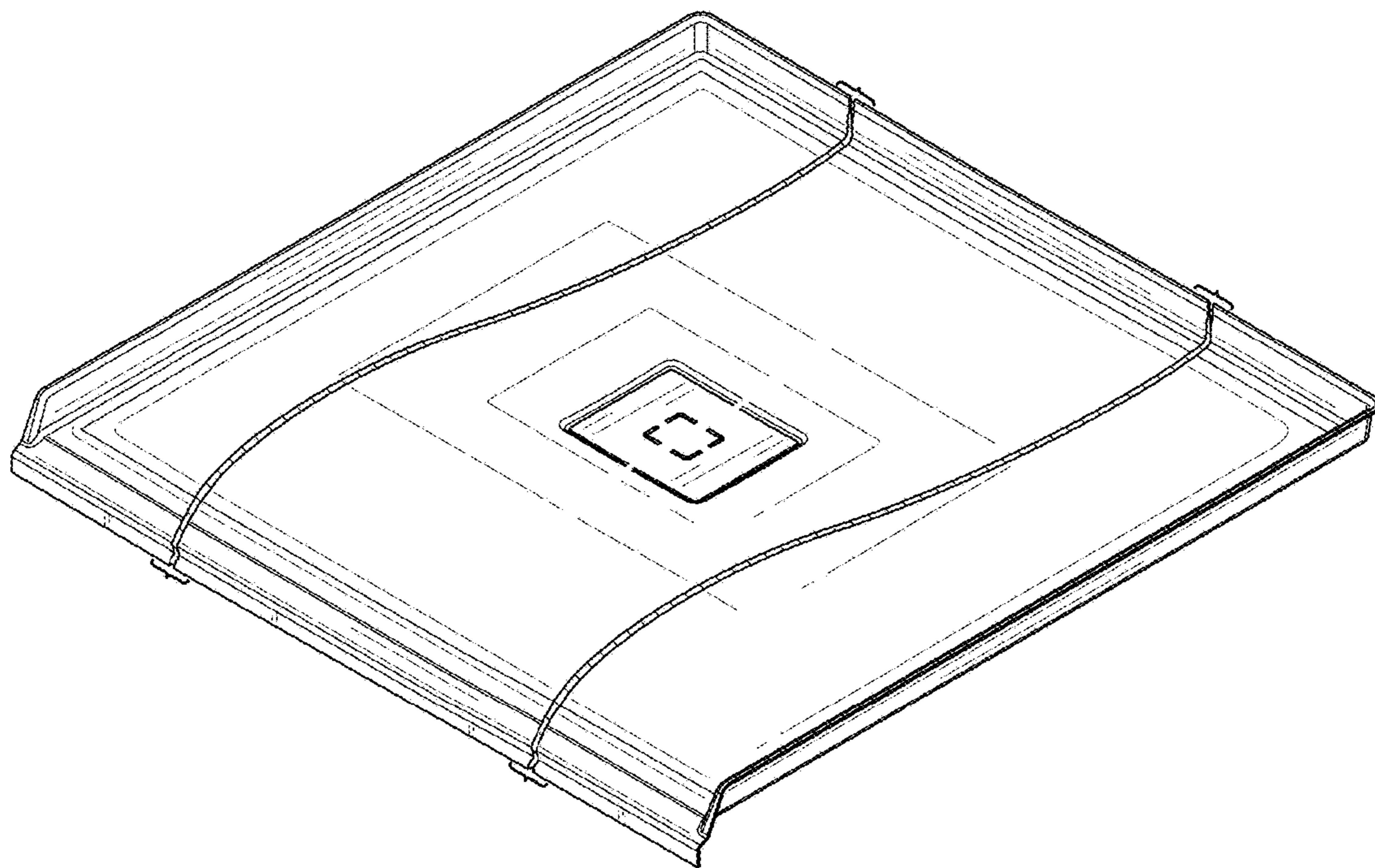


FIG. 1

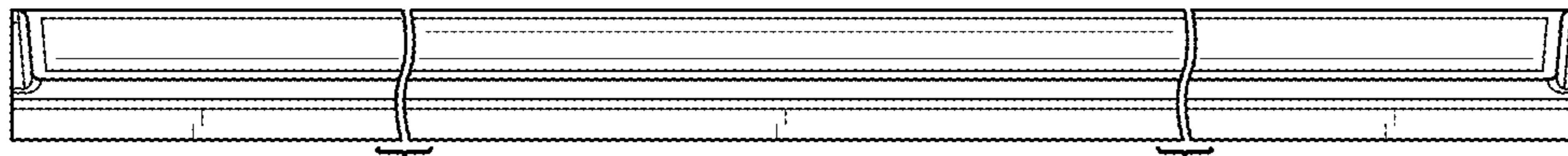


FIG. 2

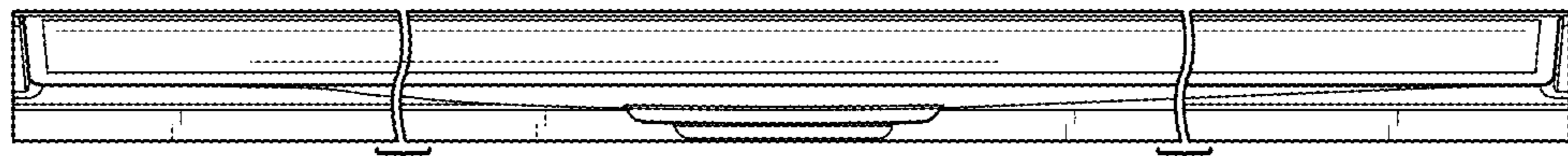


FIG. 3

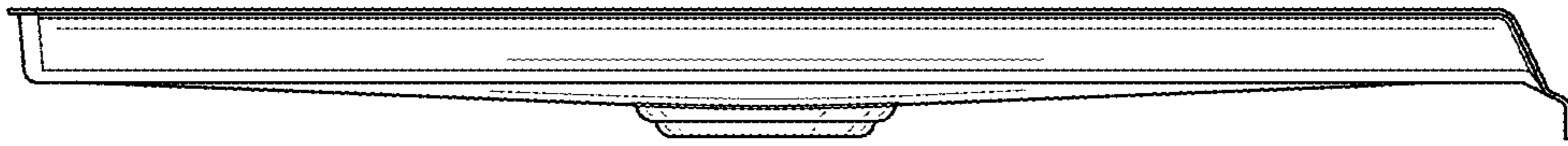


FIG. 4

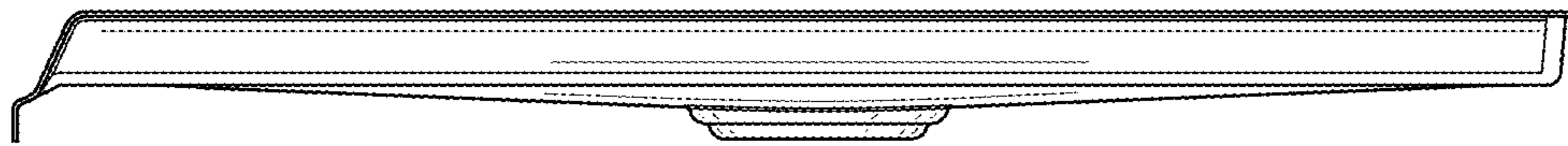


FIG. 5

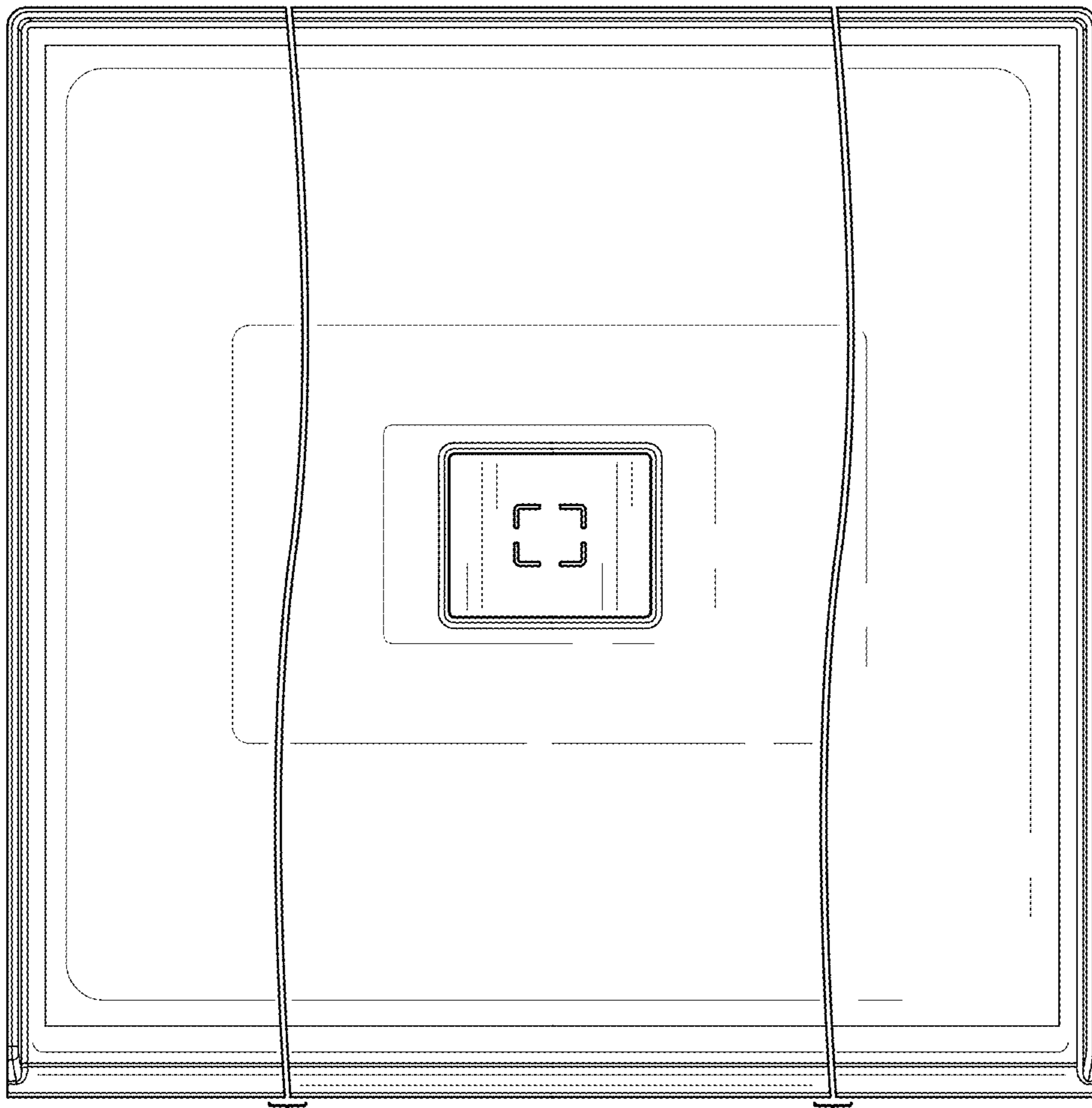


FIG. 6