



US00D858701S

(12) **United States Design Patent** (10) **Patent No.:** **US D858,701 S**
Lagoni et al. (45) **Date of Patent:** **** Sep. 3, 2019**

- | | | | | | |
|---|-------------------|---------|-----------|-------|--------------------------|
| (54) VALVE | 5,765,593 A * | 6/1998 | Rohringer | | B62D 5/083
137/625.23 |
| (71) Applicant: DANFOSS A/S, Nordborg (DK) | 5,975,139 A * | 11/1999 | Carroll | | F02M 47/027
137/625.6 |
| (72) Inventors: Bjarne Hechmann Lagoni, Kolding (DK); Simon Ahrens Lassen, Kolding (DK); Klaus Halldorsson, Kolding (DK); Jens Erik Rasmussen, Gråsten (DK) | 6,009,903 A * | 1/2000 | Rohringer | | B62D 5/083
137/625.23 |
| | D542,888 S * | 5/2007 | Ye | | D23/233 |
| | 2006/0006356 A1 * | 1/2006 | Hansson | | F16K 1/36
251/264 |
| | 2010/0243068 A1 * | 9/2010 | Fisher | | F16K 31/04
137/14 |
| (73) Assignee: Danfoss A/S, Nordborg (DK) | 2014/0034860 A1 * | 2/2014 | Grosser | | F16L 55/105
251/324 |

(**) Term: **15 Years**

* cited by examiner

(21) Appl. No.: **29/639,185**

Primary Examiner — Cynthia Ramirez

(22) Filed: **Mar. 5, 2018**

Assistant Examiner — Gino Colan

(74) Attorney, Agent, or Firm — McCormick, Paulding & Huber LLP

Related U.S. Application Data

(62) Division of application No. 29/570,164, filed on Jul. 6, 2016.

(51) **LOC (12) Cl.** **23-01**

(52) **U.S. Cl.**
USPC **D23/233**

(58) **Field of Classification Search**
USPC D23/233–249; 137/14, 625.64, 625.23, 137/85; 251/205, 264, 324
CPC F16K 1/36; F16K 31/047
See application file for complete search history.

(56) **References Cited**

U.S. PATENT DOCUMENTS

- | | | | | |
|---------------|--------|--------|-------|-----------------------|
| 3,802,453 A * | 4/1974 | Fleury | | B60T 13/141
137/85 |
| 4,391,430 A * | 7/1983 | Miller | | F16K 3/32
138/43 |

(57) **CLAIM**

The ornamental design for a valve, as shown and described.

DESCRIPTION

FIG. 1 is a front, right side and top perspective view of a valve comprising a new, original and ornamental design; FIG. 2 is a front view thereof; FIG. 3 is a rear view thereof; FIG. 4 is a left side view thereof; FIG. 5 is a right side view thereof; FIG. 6 is a top view thereof; and, FIG. 7 is a bottom view thereof. The broken lines shown in the figures are included for the purpose of illustrating portions of the valve and form no part of the claimed design.

1 Claim, 7 Drawing Sheets






FIG. 1



FIG. 2




FIG. 3




FIG. 4




FIG. 5

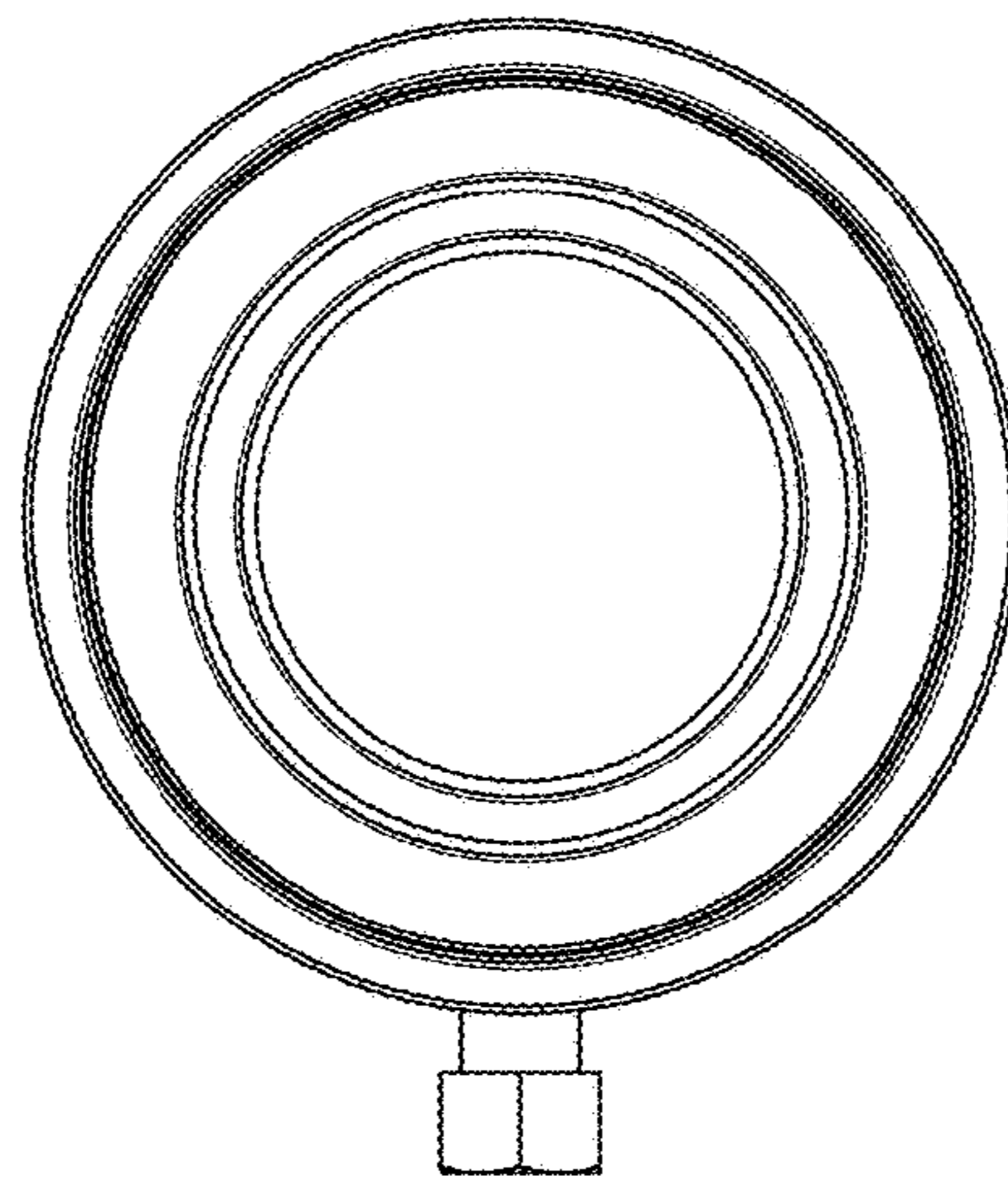


FIG. 6

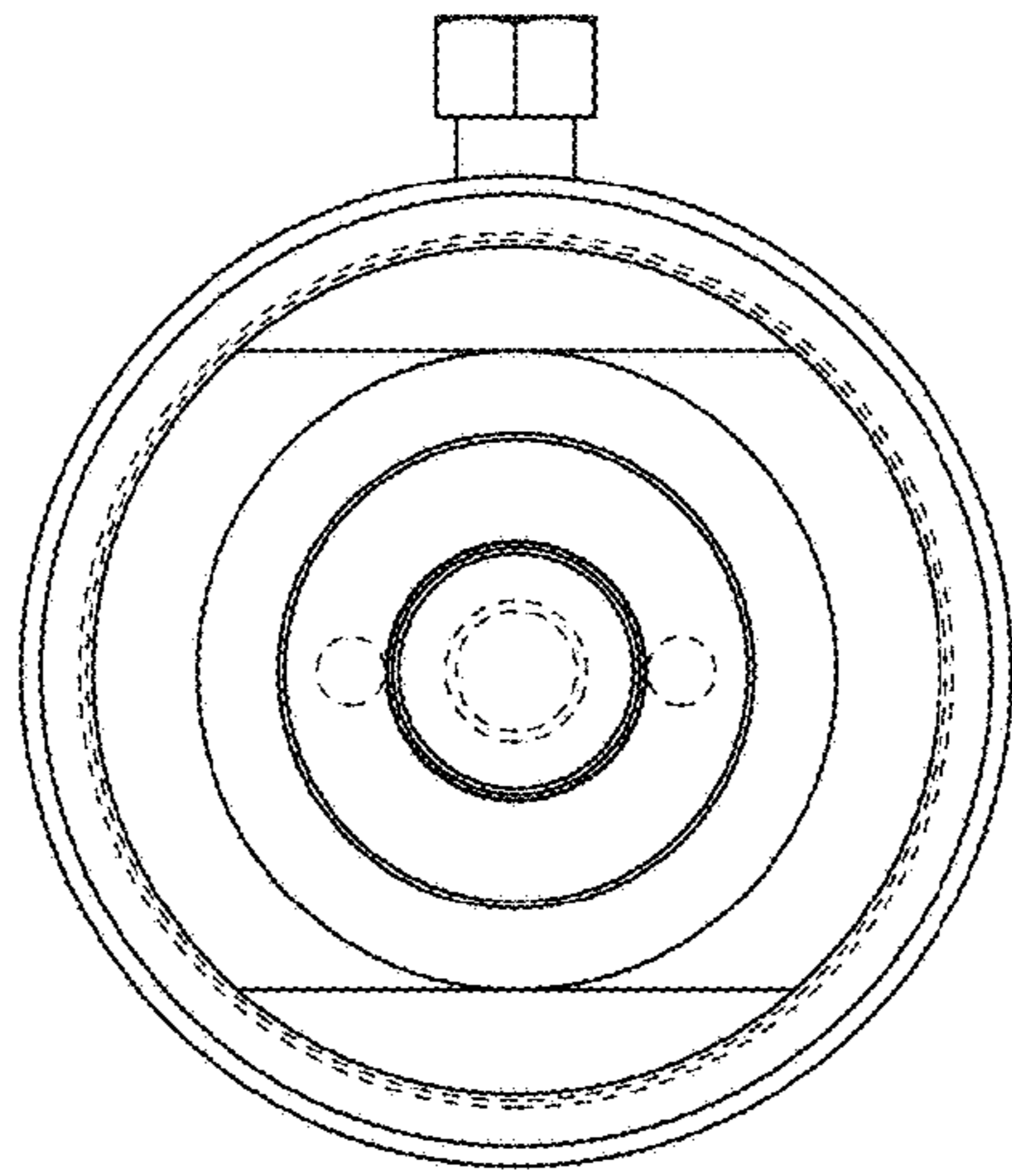


FIG. 7

UNITED STATES PATENT AND TRADEMARK OFFICE
CERTIFICATE OF CORRECTION

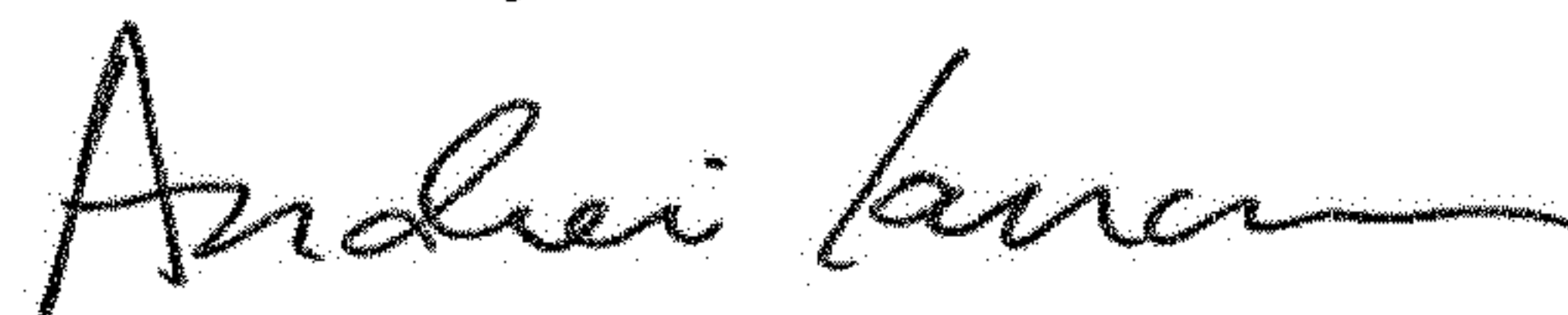
PATENT NO. : D858,701 S
APPLICATION NO. : 29/639185
DATED : September 3, 2019
INVENTOR(S) : Bjarne Hechmann Lagoni et al.

Page 1 of 1

It is certified that error appears in the above-identified patent and that said Letters Patent is hereby corrected as shown below:

Foreign priority information is missing. Foreign priority information should correctly appear as:
--(30) Jan. 8, 2016 (EM)00293855--.

Signed and Sealed this
Fifth Day of November, 2019



Andrei Iancu
Director of the United States Patent and Trademark Office