



US00D858635S

(12) **United States Design Patent** (10) **Patent No.:** **US D858,635 S**  
**Kim** (45) **Date of Patent:** **\*\* Sep. 3, 2019**

(54) **PEN**  
(71) Applicant: **Sanford, L.P.**, Atlanta, GA (US)  
(72) Inventor: **EJung Kim**, Chicago, IL (US)  
(73) Assignee: **Sanford, L.P.**, Atlanta, GA (US)  
(\*\*) Term: **15 Years**  
(21) Appl. No.: **29/618,134**  
(22) Filed: **Sep. 19, 2017**  
(51) **LOC (12) Cl.** ..... **19-06**  
(52) **U.S. Cl.**  
USPC ..... **D19/163**  
(58) **Field of Classification Search**  
USPC ..... D19/115-204; D14/411  
CPC . B43K 5/005; B43K 7/12; B43K 8/04; B43K  
8/06; B43K 19/00; B43K 19/02; B43K  
19/14; B43K 21/006; B43K 21/06  
See application file for complete search history.

(56) **References Cited**

**U.S. PATENT DOCUMENTS**

D143,176 S \* 12/1945 Whitehouse ..... D19/168  
2,575,431 A \* 11/1951 Smith ..... A01N 1/00  
132/318  
D254,315 S \* 2/1980 Carre ..... D19/164  
D260,101 S \* 8/1981 Gomez ..... D19/168  
D261,009 S \* 9/1981 Gomez ..... D19/168  
D263,482 S \* 3/1982 Carre ..... D19/168  
D401,275 S \* 11/1998 Otake ..... D19/168  
D401,278 S \* 11/1998 Hu ..... D19/169  
D409,241 S \* 5/1999 Melnick ..... D19/164  
6,200,046 B1 \* 3/2001 Rylander ..... B43K 23/08  
401/195  
D540,867 S \* 4/2007 Koch ..... D19/174  
D616,025 S \* 5/2010 Yan ..... D19/164  
D667,883 S \* 9/2012 Chen ..... D19/168

D669,127 S \* 10/2012 Chen ..... D19/169  
D689,936 S \* 9/2013 Jiang ..... D19/174  
8,970,560 B2 \* 3/2015 Keda ..... B43K 23/12  
345/179  
9,108,456 B2 \* 8/2015 Ito ..... B43K 7/02  
D757,850 S \* 5/2016 Zhang ..... D19/123  
D763,962 S \* 8/2016 Zhang ..... D19/173  
D768,777 S \* 10/2016 Matsumura ..... D19/174  
9,844,973 B2 \* 12/2017 Ito ..... B43K 7/02  
D813,309 S \* 3/2018 Van Den Broecke ..... D19/169  
D816,167 S \* 4/2018 Guiu ..... D19/177  
D819,130 S \* 5/2018 Van Den Broecke ..... D19/169  
D825,662 S \* 8/2018 Van Den Broecke ..... D19/169  
D826,330 S \* 8/2018 Bo ..... D19/173  
D839,959 S \* 2/2019 Zhang ..... D19/170

\* cited by examiner

*Primary Examiner* — Elizabeth A. Albert  
(74) *Attorney, Agent, or Firm* — Eversheds Sutherland  
(US) LLP

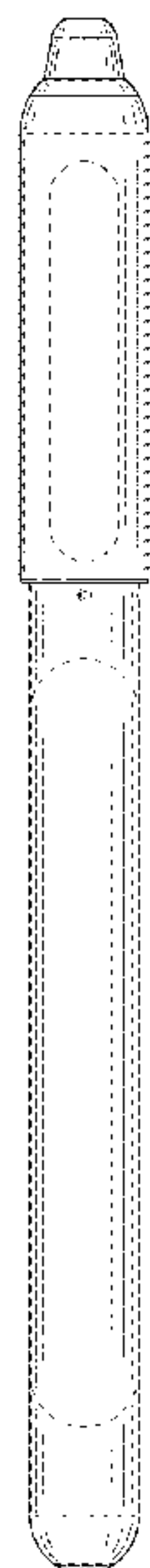
(57) **CLAIM**

I claim the ornamental design for a pen, as shown and described.

**DESCRIPTION**

FIG. 1 is a perspective view showing my new design for a pen;  
FIG. 2 is a front view showing the pen of FIG. 1;  
FIG. 3 is a rear view showing the pen of FIG. 1;  
FIG. 4 is a left view showing the pen of FIG. 1;  
FIG. 5 is a right view showing the pen of FIG. 1;  
FIG. 6 is a top view showing the pen of FIG. 1;  
FIG. 7 is a bottom view showing the pen of FIG. 1; and,  
FIG. 8 is an exploded perspective view of the pen of FIG. 1.  
The broken lines in the drawings are included for the purpose of illustrating portions of the pen that form no part of the claimed design.

**1 Claim, 5 Drawing Sheets**



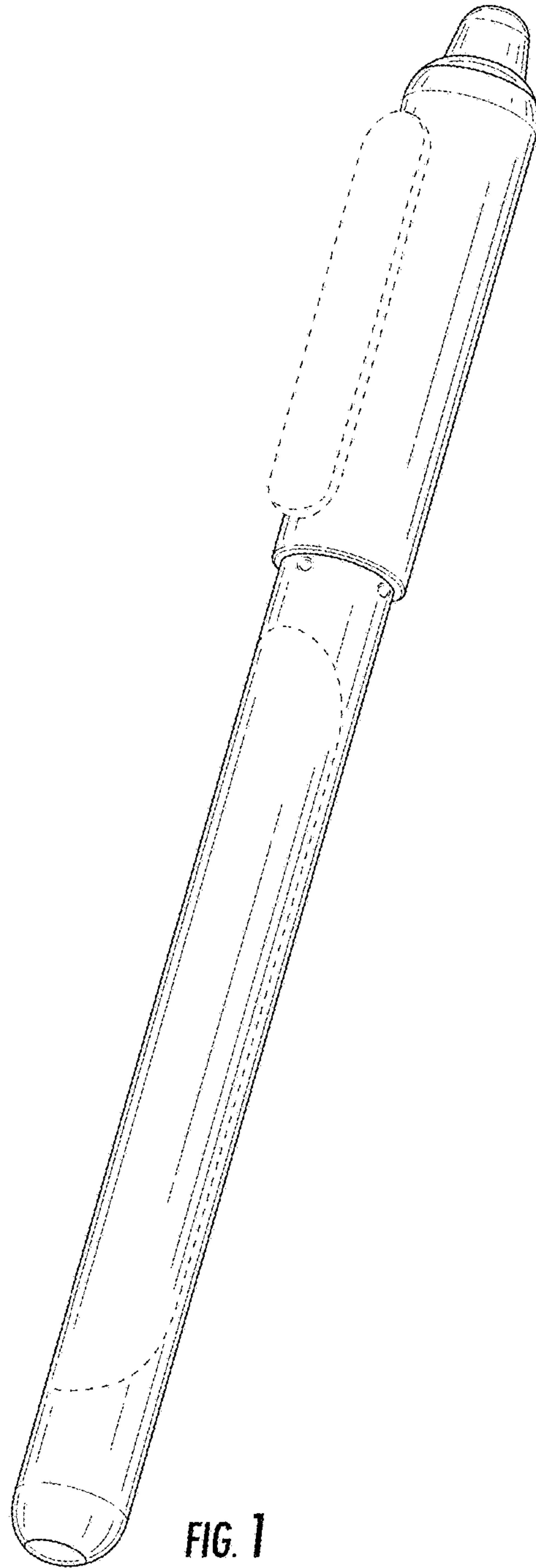


FIG. 1




FIG. 2

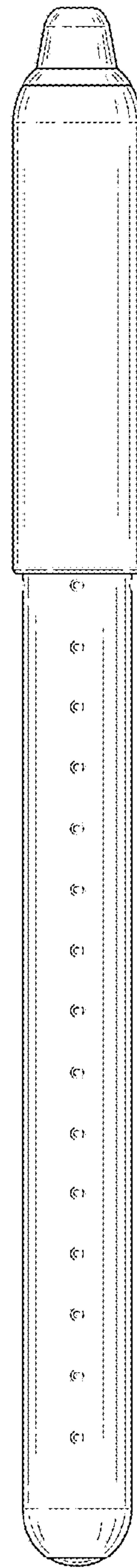


FIG. 3




FIG. 4




FIG. 5

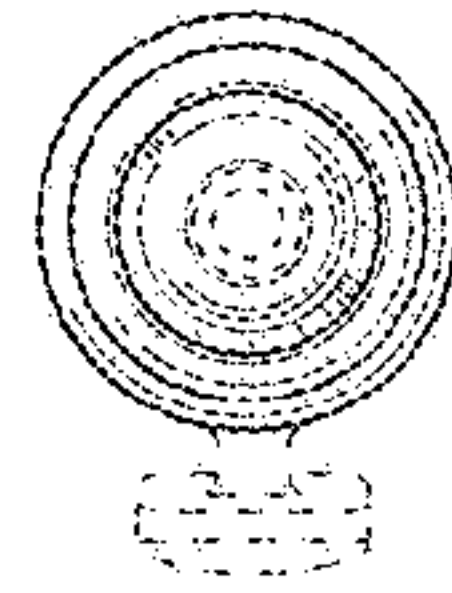


FIG. 6

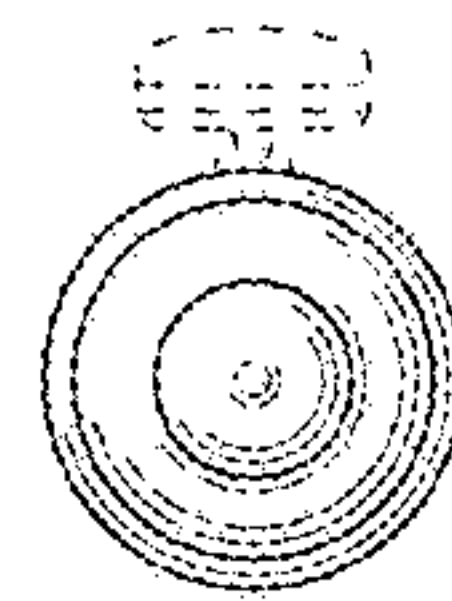


FIG. 7

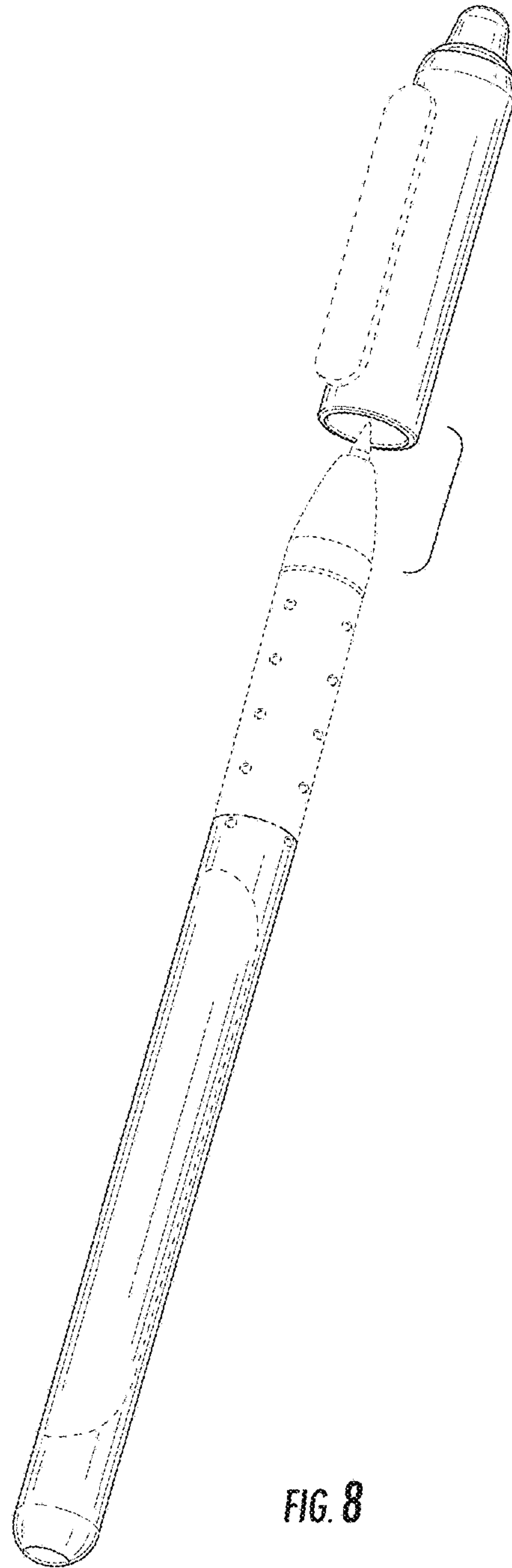


FIG. 8