



US00D858634S

(12) **United States Design Patent** (10) **Patent No.:** **US D858,634 S**
Boner (45) **Date of Patent:** **** Sep. 3, 2019**

(54) **DRY ERASE BOARD PARTITION**
(71) Applicant: **MOVING WALLS LTD**, Lucerne (CH)
(72) Inventor: **Jörg Boner**, Zurich (CH)
(73) Assignee: **MOVING WALLS LTD**, Lucerne (CH)
(**) Term: **15 Years**

(21) Appl. No.: **35/502,605**
(22) Filed: **Feb. 17, 2017**

(80) **Hague Agreement Data**
Int. Filing Date: **Feb. 17, 2017**
Int. Reg. No.: **DM/094958**
Int. Reg. Date: **Feb. 17, 2017**
Int. Reg. Pub. Date: **Mar. 10, 2017**

(51) **LOC (12) Cl.** **19-06**
(52) **U.S. Cl.**
USPC **19/114; D6/332**
(58) **Field of Classification Search**
USPC D21/834, 837, 838, 839; D25/16-21, 58; D6/329, 332; D19/113-114; D20/10, 39, D20/41
CPC E04G 21/243; E04G 21/24; E04G 21/241; E04H 15/44; E04H 15/58; E04H 15/54; E06B 9/24; E06B 7/28; G09F 15/02; G09F 15/0056; G09F 15/0062
See application file for complete search history.

(56) **References Cited**
U.S. PATENT DOCUMENTS
392,565 A * 11/1888 Larew A47B 97/08 248/464
549,630 A * 11/1895 Cole G09F 15/0062 40/610

1,810,826 A * 6/1931 Gray G09F 5/02 184/1.5
2,016,421 A * 10/1935 Eichner B25H 3/04 211/1
2,961,786 A * 11/1960 Lowmaster G09F 15/0062 40/606.14
3,173,386 A * 3/1965 Magers A47F 7/148 108/108
D213,625 S * 3/1969 Jensen D19/113
4,098,009 A * 7/1978 Flynn A47B 97/08 248/444.1
4,197,673 A * 4/1980 Thomas A01G 13/02 47/23.2
D260,780 S * 9/1981 Maza D20/10
D300,149 S * 3/1989 Yamada D19/114
4,971,284 A * 11/1990 Curry A47B 97/04 248/165
D330,646 S * 11/1992 Maas D25/58
D343,417 S * 1/1994 Tarozzi D19/107

(Continued)

Primary Examiner — Mary Ann Calabrese
Assistant Examiner — Jennifer L Rempfer
(74) *Attorney, Agent, or Firm* — Donald J. Ranft; Collen

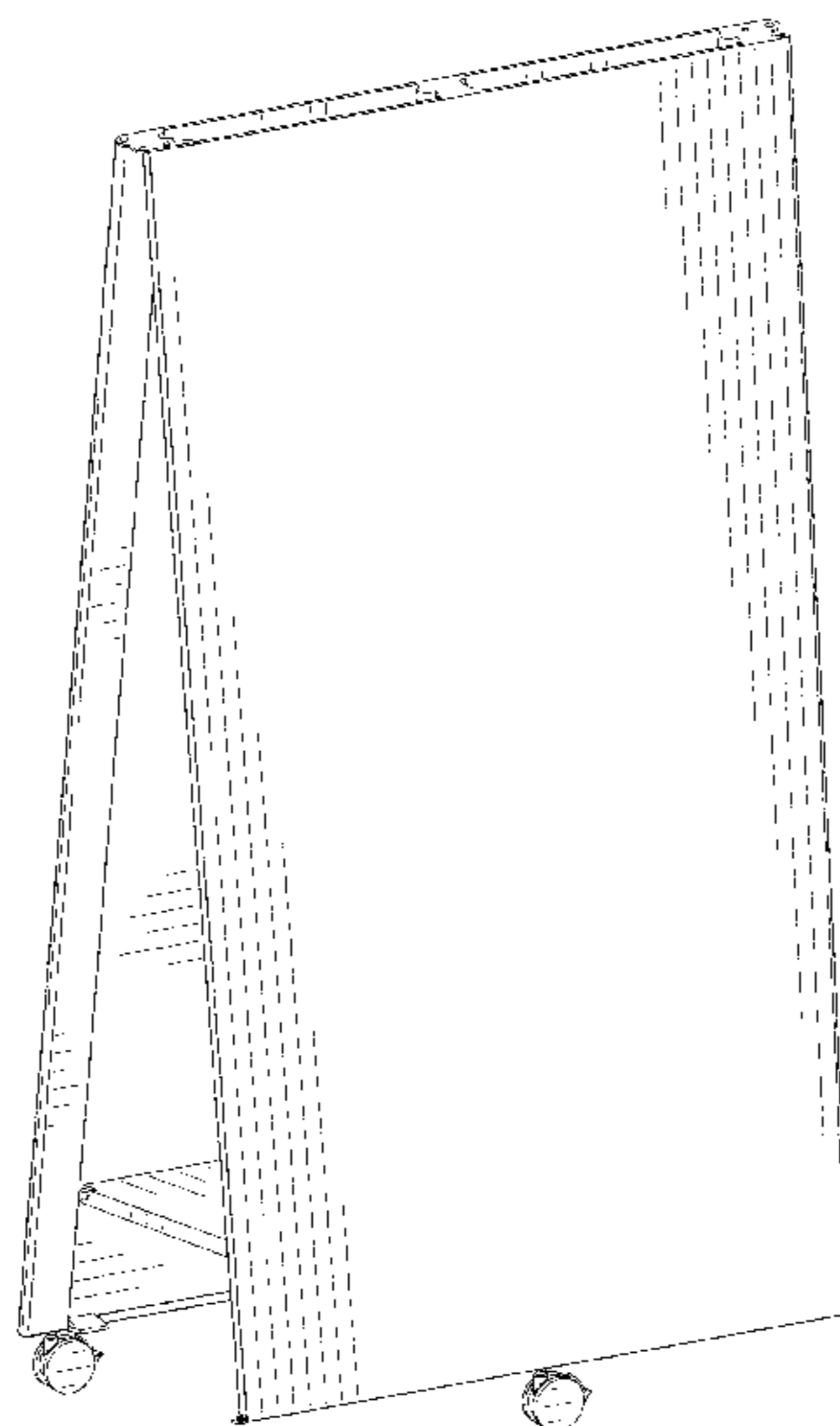
(57) **CLAIM**

The ornamental design for a dry erase board partition, as shown and described.

DESCRIPTION

Fig. 1.1 is a rear view of a dry erase board partition in a folded state showing my new design;
Fig. 1.2 is a front view in an unfolded state thereof;
Fig. 1.3 is a side view in an unfolded state thereof;
Fig. 1.4 is a side view in an unfolded state thereof;
Fig. 1.5 is a side view in a folded state thereof;
Fig. 1.6 is a top view in an unfolded state thereof;
Fig. 1.7 is a rear view in an unfolded state thereof;
Fig. 1.8 is a bottom view in an unfolded state thereof;
Fig. 1.9 is a rear view in a folded state thereof;
Fig. 1.10 is a left side view in an unfolded state thereof; and
Fig. 1.11 is a right side view in an unfolded state thereof.

1 Claim, 11 Drawing Sheets




(56)

References Cited


U.S. PATENT DOCUMENTS

5,492,476 A * 2/1996 Ball B43L 1/06
40/605
D369,833 S * 5/1996 Egan D20/10
D371,807 S * 7/1996 Mandell D10/113.1
D380,232 S * 6/1997 Egan D20/10
D401,279 S * 11/1998 Thorp D19/114
D404,208 S * 1/1999 Beno D6/300
D422,796 S * 4/2000 Milligan D6/332
D431,910 S * 10/2000 Glass D6/310
D466,722 S * 12/2002 Milazzo D20/19
D533,226 S * 12/2006 Middleton D19/113
D533,902 S * 12/2006 Tak D19/114
D559,564 S * 1/2008 Bakker D6/332
7,441,358 B1 * 10/2008 Ngan G09F 1/10
281/33
D590,607 S * 4/2009 Beno D6/332
D613,963 S * 4/2010 Eckenswiler D6/672
D670,922 S * 11/2012 Goranson D6/332
D671,170 S * 11/2012 Udagawa D19/114
D673,217 S * 12/2012 Kong D19/113
8,511,015 B2 * 8/2013 Behrens E04B 2/827
49/130
D809,324 S * 2/2018 Robins D6/675.4
D817,397 S * 5/2018 Wu D19/113
D822,109 S * 7/2018 Avallon D19/114

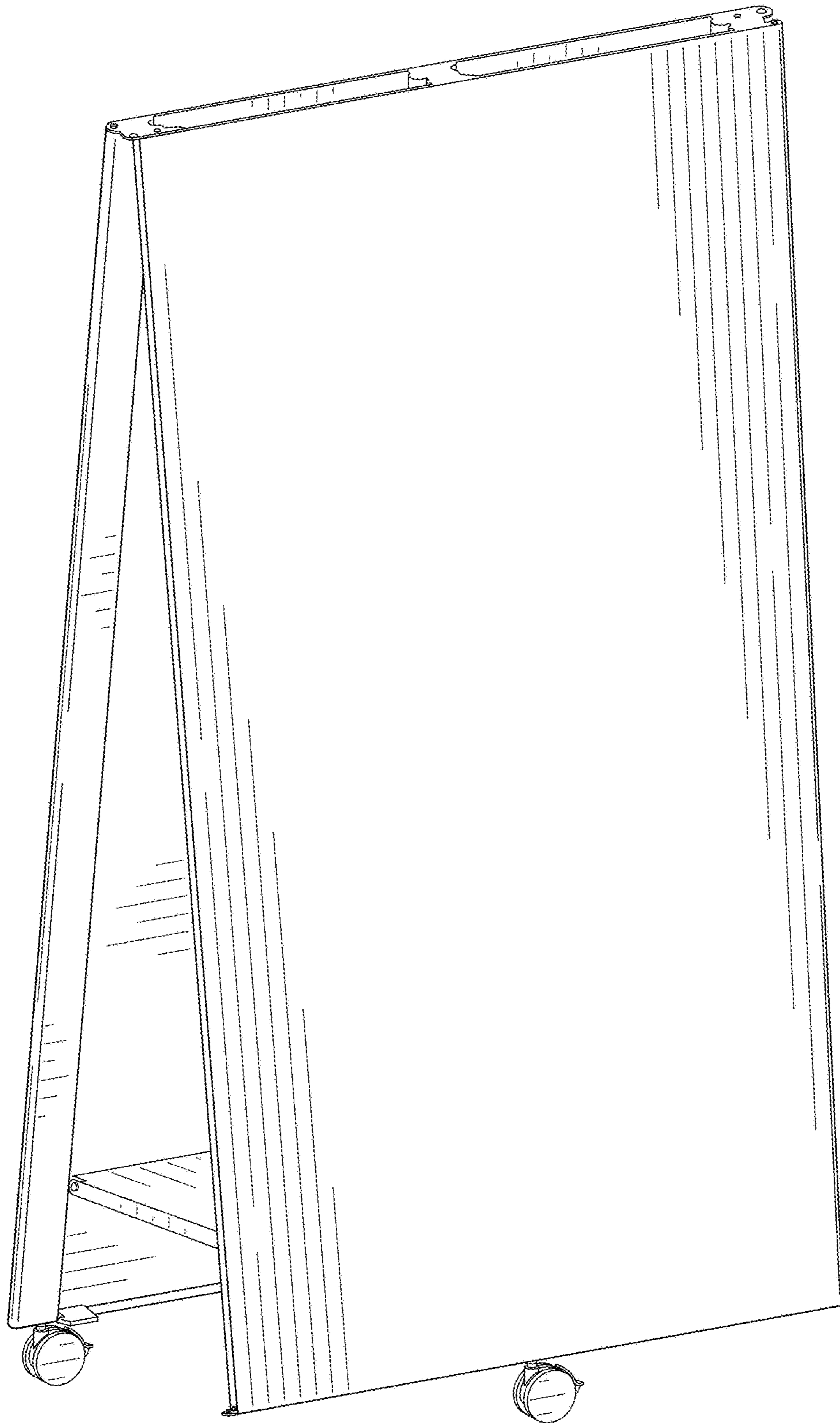
* cited by examiner



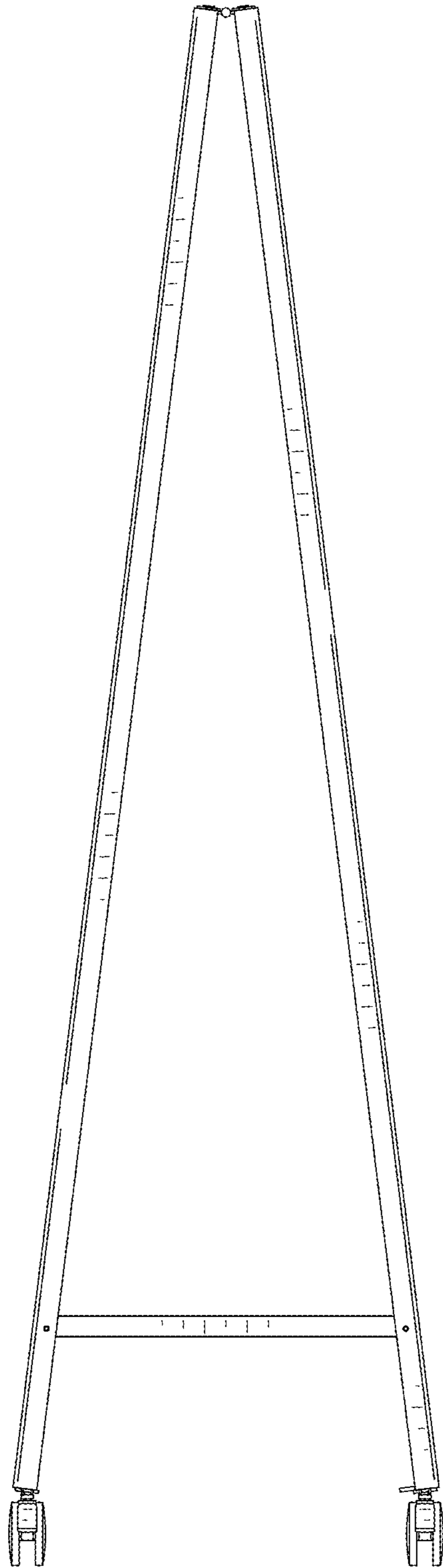
1.1



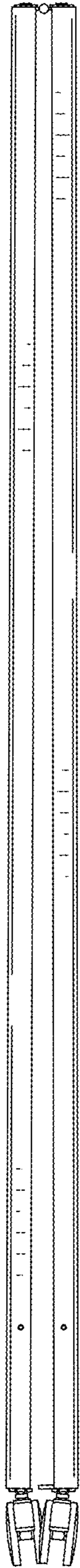
1.2



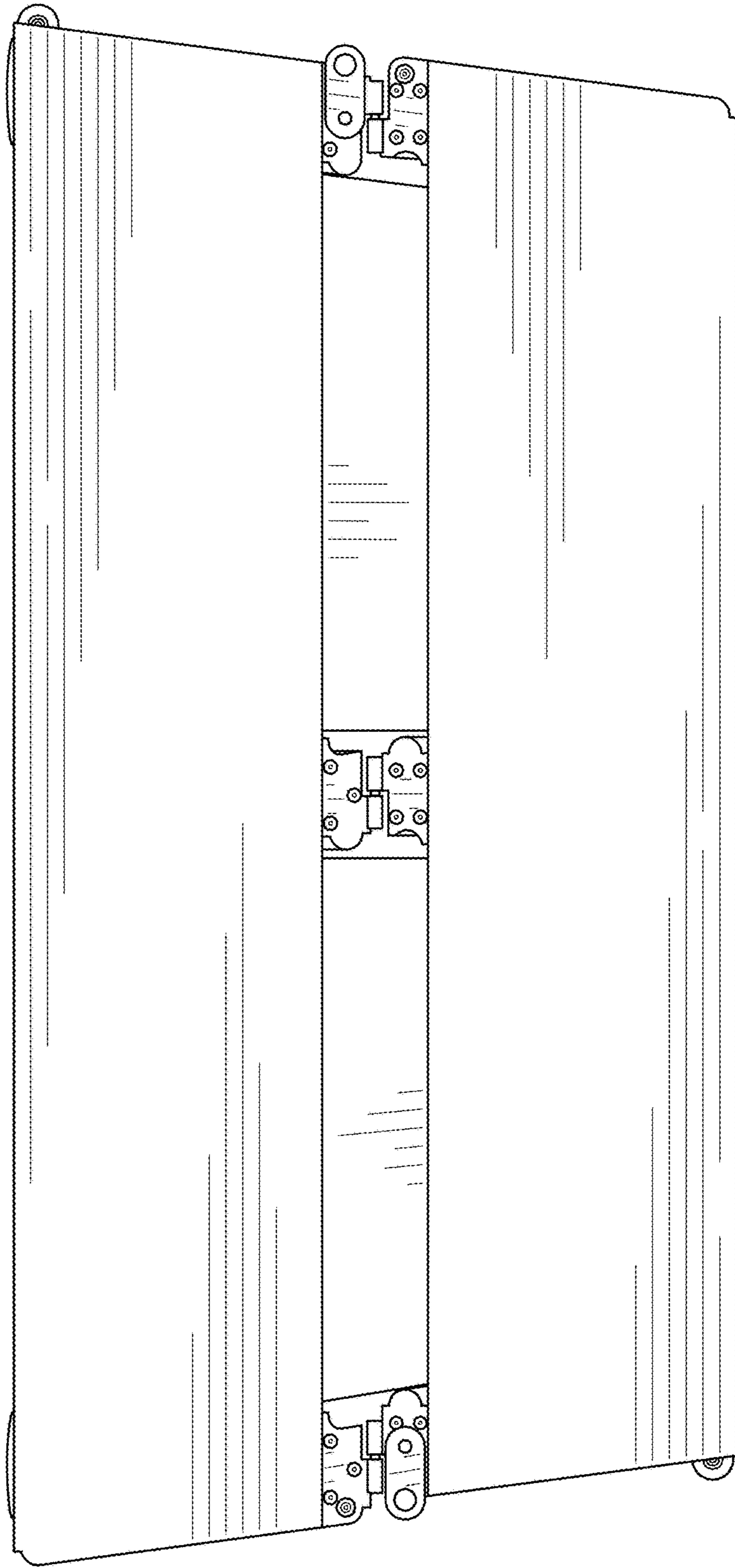
1.3




1.4



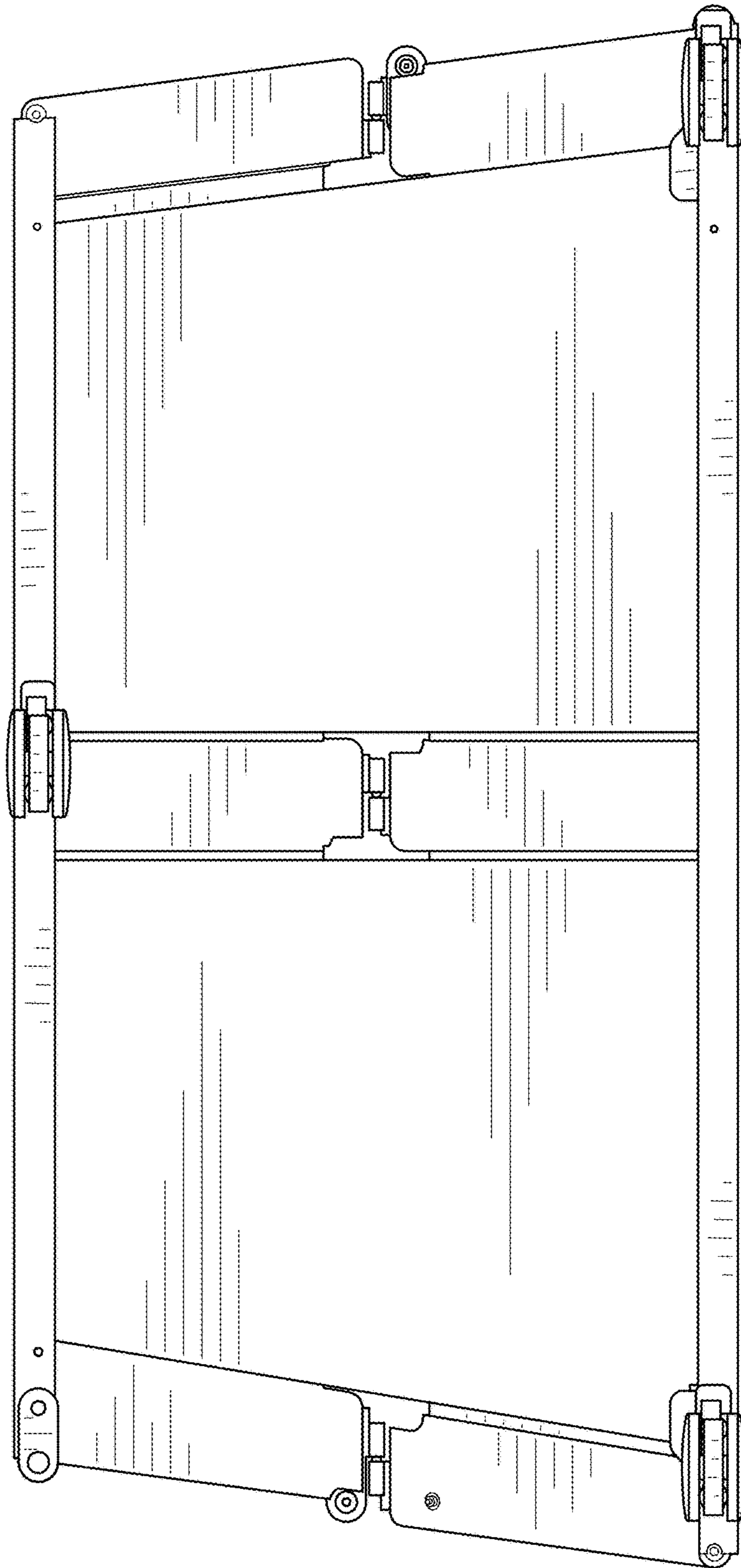
1.5




1.6

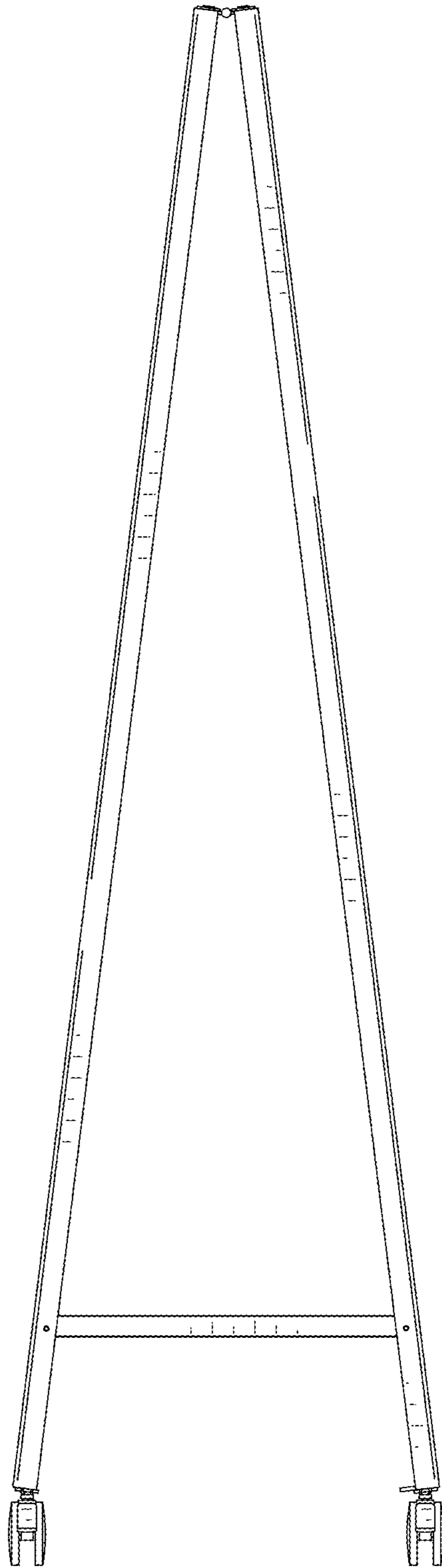


1.7

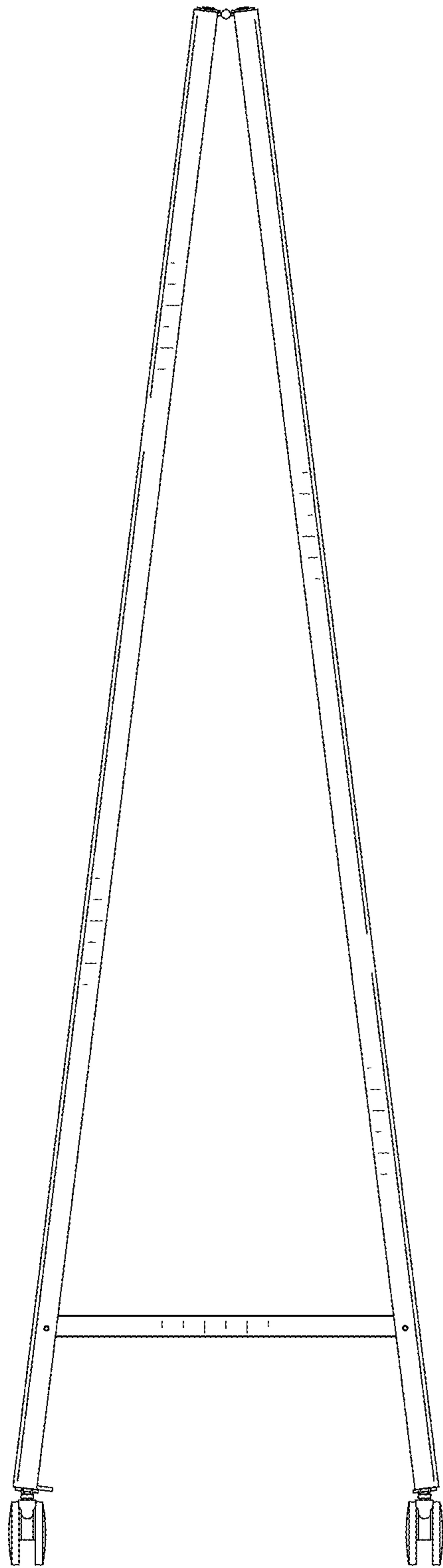




1.9



1.10



1.11