



US00D858629S

(12) **United States Design Patent** (10) **Patent No.:** **US D858,629 S**
Cepress (45) **Date of Patent:** **** Sep. 3, 2019**

(54) **PAYMENT CARD**

- (71) Applicant: **CAPITAL ONE FINANCIAL CORPORATION**, McLean, VA (US)
- (72) Inventor: **Carl Cepress**, Mountain View, CA (US)
- (73) Assignee: **CAPITAL ONE SERVICES, LLC**, McLean, VA (US)
- (**) Term: **15 Years**
- (21) Appl. No.: **29/626,817**
- (22) Filed: **Nov. 20, 2017**

Related U.S. Application Data

- (63) Continuation of application No. 29/584,795, filed on Nov. 17, 2016, now Pat. No. Des. 803,313, which is a continuation of application No. 29/527,734, filed on May 21, 2015, now Pat. No. Des. 779,591.
- (51) **LOC (12) Cl.** **19-08**
- (52) **U.S. Cl.**
USPC **D19/10**
- (58) **Field of Classification Search**
USPC D19/1-10, 20-34; 40/124.01-124.15, 40/661, 776, 726; 283/72, 75-76, 283/105-107, 82, 70, 904, 74; 206/449; D21/385; D20/10-11, 22, 27, 40, 42; 360/2; 235/380, 382
CPC B42D 15/00; B42D 15/022; B42D 15/027; B42D 15/045; B42D 15/047; B42D 25/00; B42D 25/20; B42D 25/23; B42D 25/26; B42D 25/29; B42D 25/30; B42D 25/40; B42D 25/22; B42D 2033/02; B42D 2033/04; B42D 2033/08; B42D 2033/10; B42D 2033/16; B42D 2033/18; B42D 2033/20; B42D 2033/28; B42D 2033/30

See application file for complete search history.

(56) **References Cited**

U.S. PATENT DOCUMENTS

D480,754 S *	10/2003	Berger	D19/1
D559,905 S *	1/2008	Halbur	D19/9
D568,388 S *	5/2008	Hammad	D14/436
D569,425 S *	5/2008	Law	D14/436
D571,856 S *	6/2008	Hammad	D14/436
D575,332 S *	8/2008	Parker	D19/9
D599,849 S *	9/2009	Halbur	D19/10
D624,962 S *	10/2010	Lazarowicz	B42D 9/007 D19/9
D634,780 S *	3/2011	Schumann	D19/9
D690,767 S *	10/2013	Lindley	D19/9

(Continued)

Primary Examiner — Abraham Bahta

(74) *Attorney, Agent, or Firm* — Finnegan, Henderson, Farabow, Garrett & Dunner LLP


(57) **CLAIM**

The ornamental design for a payment card, as shown and described.

DESCRIPTION

FIG. 1 is a front right perspective view of a payment card showing my new design;
 FIG. 2 is a rear left perspective view thereof;
 FIG. 3 is a front elevation view thereof;
 FIG. 4 is a rear elevation view thereof;
 FIG. 5 is a top plan view thereof, the bottom view being a mirror image thereof;
 FIG. 6 is a right side view thereof;
 FIG. 7 is a left side view thereof; and,
 FIG. 8 is an enlarged, detailed view of the top view, as shown in FIG. 5.
 The shape of the edge of the payment card illustrated in FIG. 8 is consistent around the perimeter of the top, right, left, and bottom sides of the payment card in both embodiments. Surface reflections form no part of the claimed design.

1 Claim, 7 Drawing Sheets



(56)

References Cited

U.S. PATENT DOCUMENTS

D724,660 S * 3/2015 Sippola D19/10
D779,591 S * 2/2017 Cepass D19/10
D803,313 S * 11/2017 Cepass D19/10

* cited by examiner



FIG. 1




FIG. 2



FIG. 3




FIG. 4

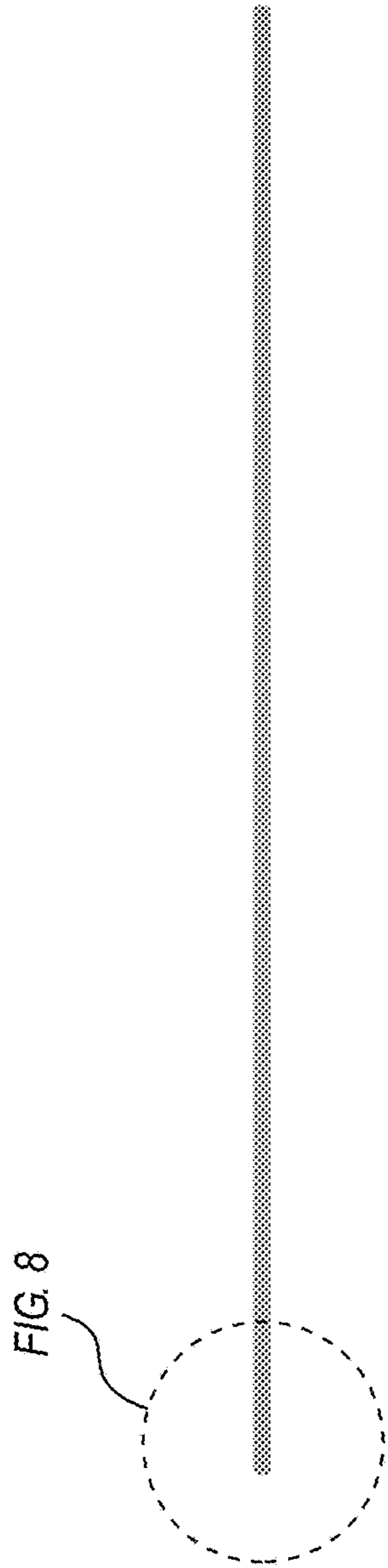


FIG. 5




FIG. 7



FIG. 6

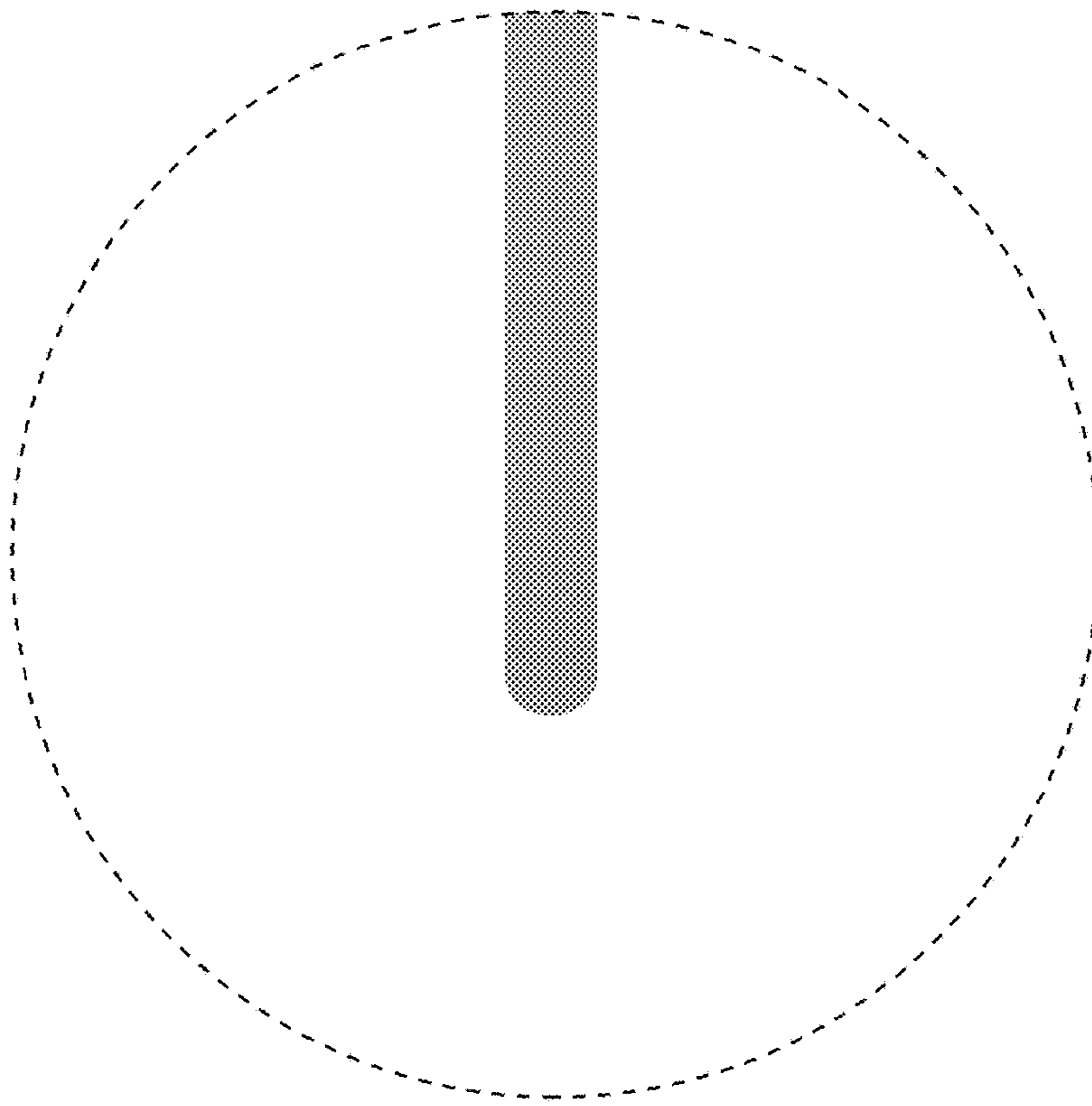


FIG. 8