



US00D858625S

(12) **United States Design Patent** (10) **Patent No.:** **US D858,625 S**  
**Janicek** (45) **Date of Patent:** **\*\* Sep. 3, 2019**

(54) **PLECTRUM**

(71) Applicant: **JANICEK PICKS, S.R.O.**, Ceska Trebova (CZ)

(72) Inventor: **Jan Janicek**, Ceska Trebova (CZ)

(73) Assignee: **JANICEK PICKS, S.R.O.**, Ceska Trebova (CZ)

(\*\*) Term: **15 Years**

(21) Appl. No.: **29/624,526**

(22) Filed: **Nov. 1, 2017**

**Related U.S. Application Data**

(62) Division of application No. 35/501,658, filed on Apr. 4, 2016 (U.S. filing date under 35 U.S.C. 384), and having an international filing date of Apr. 4, 2016, now Pat. No. Des. 838,769.

**Foreign Application Priority Data**

Oct. 7, 2015 (EM) ..... 002813980  
Apr. 4, 2016 (EM) ..... DM/090177

(51) **LOC (12) Cl.** ..... **17-03**

(52) **U.S. Cl.**  
USPC ..... **D17/20**  
CPC ..... **G10D 3/163** (2013.01)

(58) **Field of Classification Search**  
USPC ..... D17/14-21, 99; 84/320-322, 453, 84/315-317  
CPC ..... B25G 1/102; G10D 3/163; G10D 3/06; G10D 3/00

See application file for complete search history.

(56) **References Cited**

U.S. PATENT DOCUMENTS

D346,177 S *	4/1994	Reineck	.....	D17/20
6,245,977 B1 *	6/2001	Byrns	.....	G10D 3/163 84/320
D519,149 S *	4/2006	Ball	.....	84/322
D654,532 S *	2/2012	Morales	.....	D17/20
D661,726 S *	6/2012	Goble	.....	D17/20
8,330,029 B2 *	12/2012	Dunlop	.....	B25G 1/102 36/59 C
D688,734 S *	8/2013	Bordelon	.....	D17/20
D738,953 S *	9/2015	Panagiotes	.....	D17/20
D738,954 S *	9/2015	Panagiotes	.....	D17/20
D775,270 S *	12/2016	Moffat	.....	D17/20
D792,502 S *	7/2017	Goble	.....	D17/20

\* cited by examiner

*Primary Examiner* — Richard E Chilcot

(74) *Attorney, Agent, or Firm* — Notaro, Michalos & Zaccaria P.C.

(57) **CLAIM**

The ornamental design for a plectrum, as shown and described.

**DESCRIPTION**

FIG. 1 is a front elevational view of a plectrum showing my design therefor;  
FIG. 2 is a side elevational view thereof, the other side being identical thereto;  
FIG. 3 rear elevational view thereof;  
FIG. 4 is a front, bottom perspective view thereof; and,  
FIG. 5 is a rear, bottom perspective view thereof.

**1 Claim, 5 Drawing Sheets**

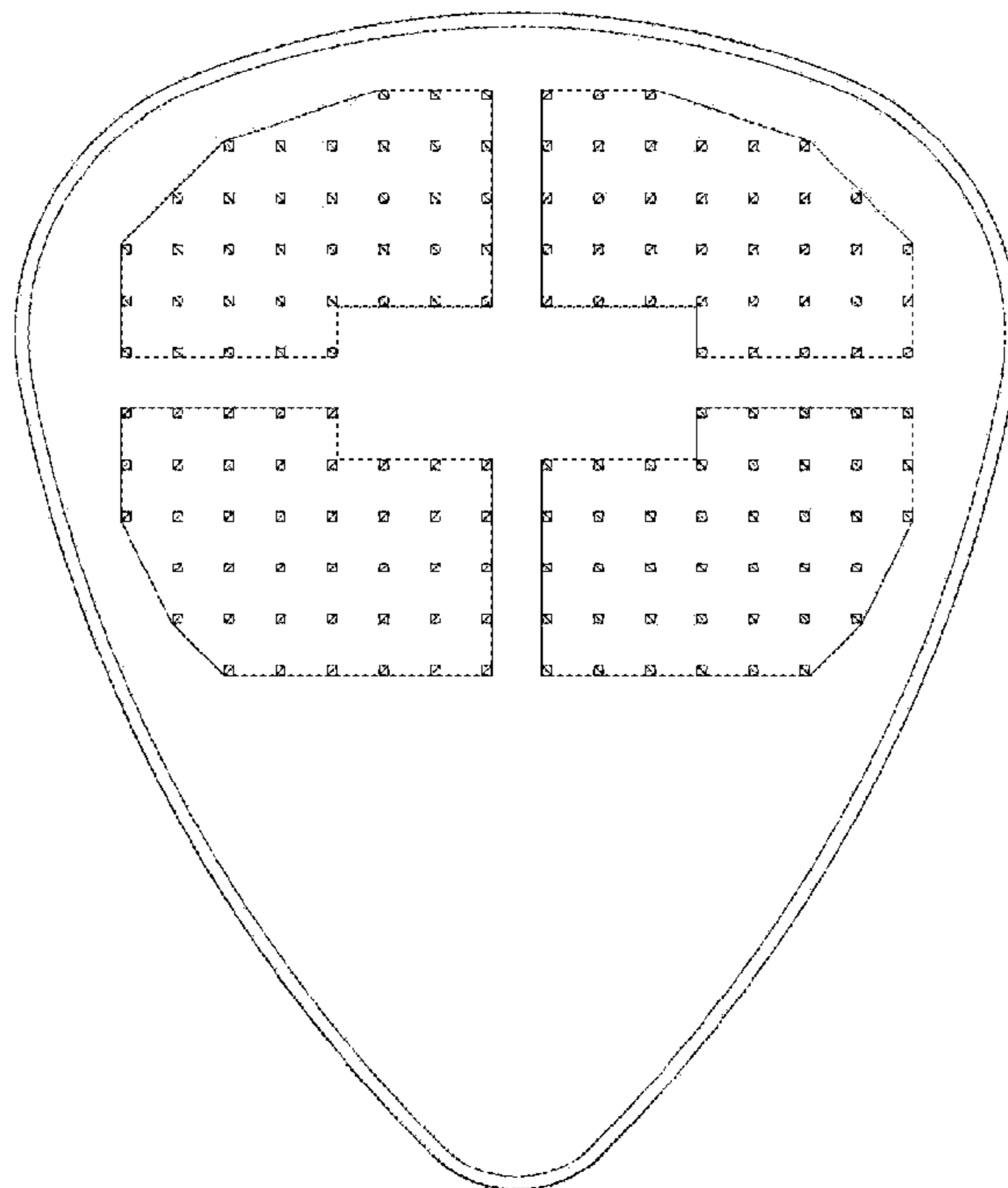


Fig. 1

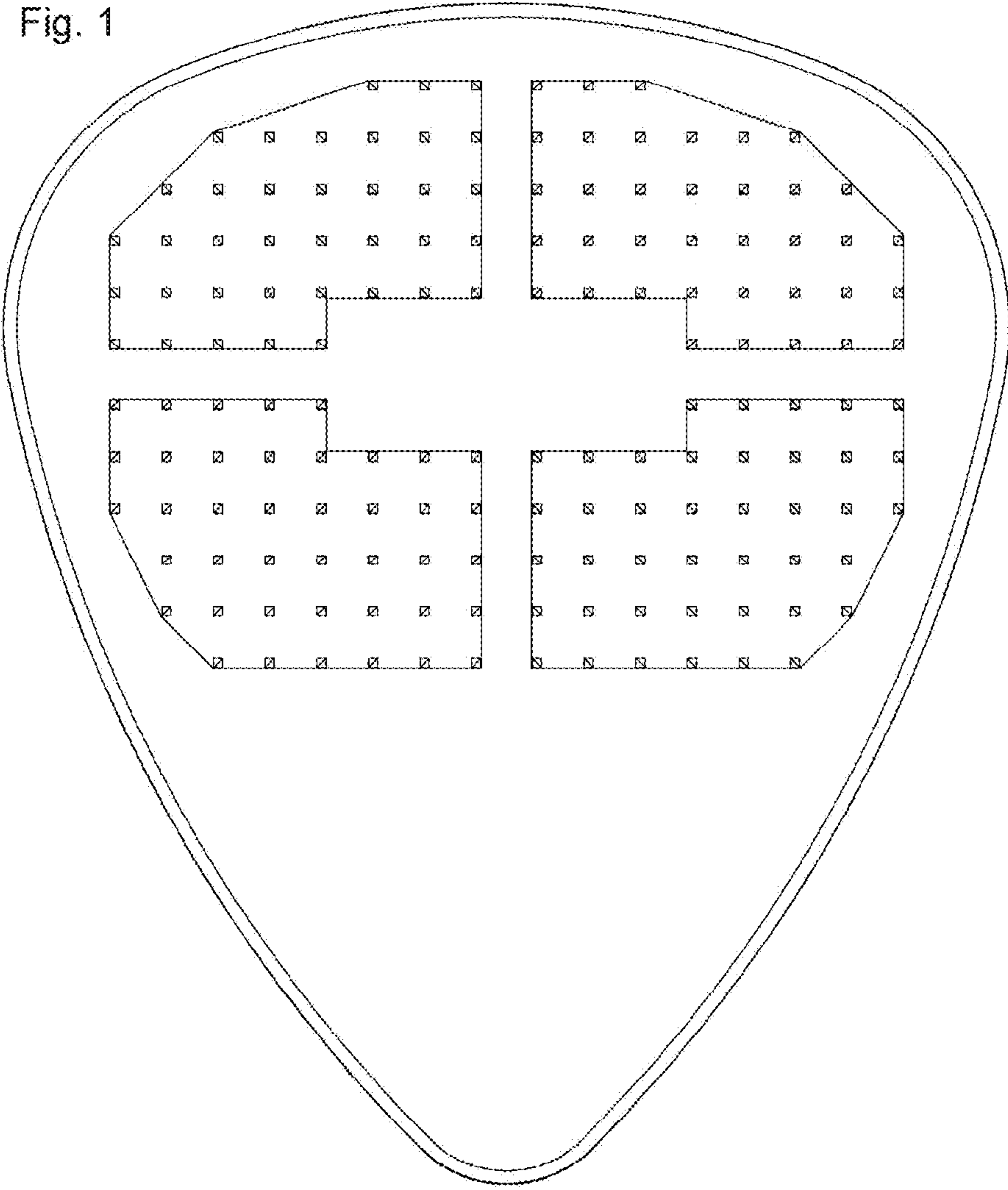


Fig. 2

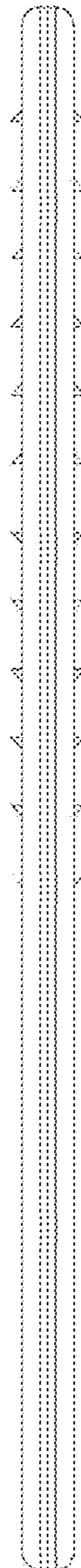
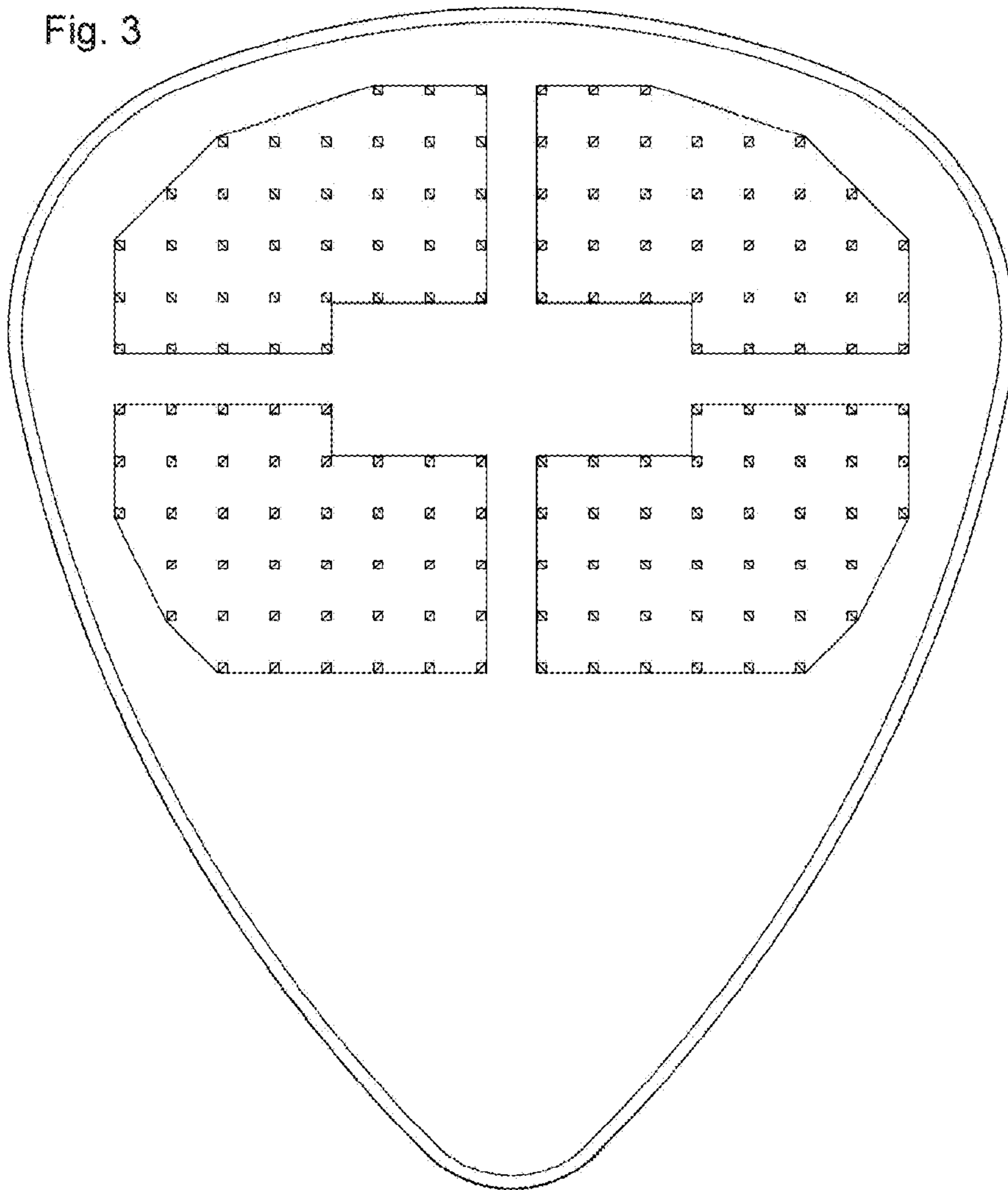


Fig. 3



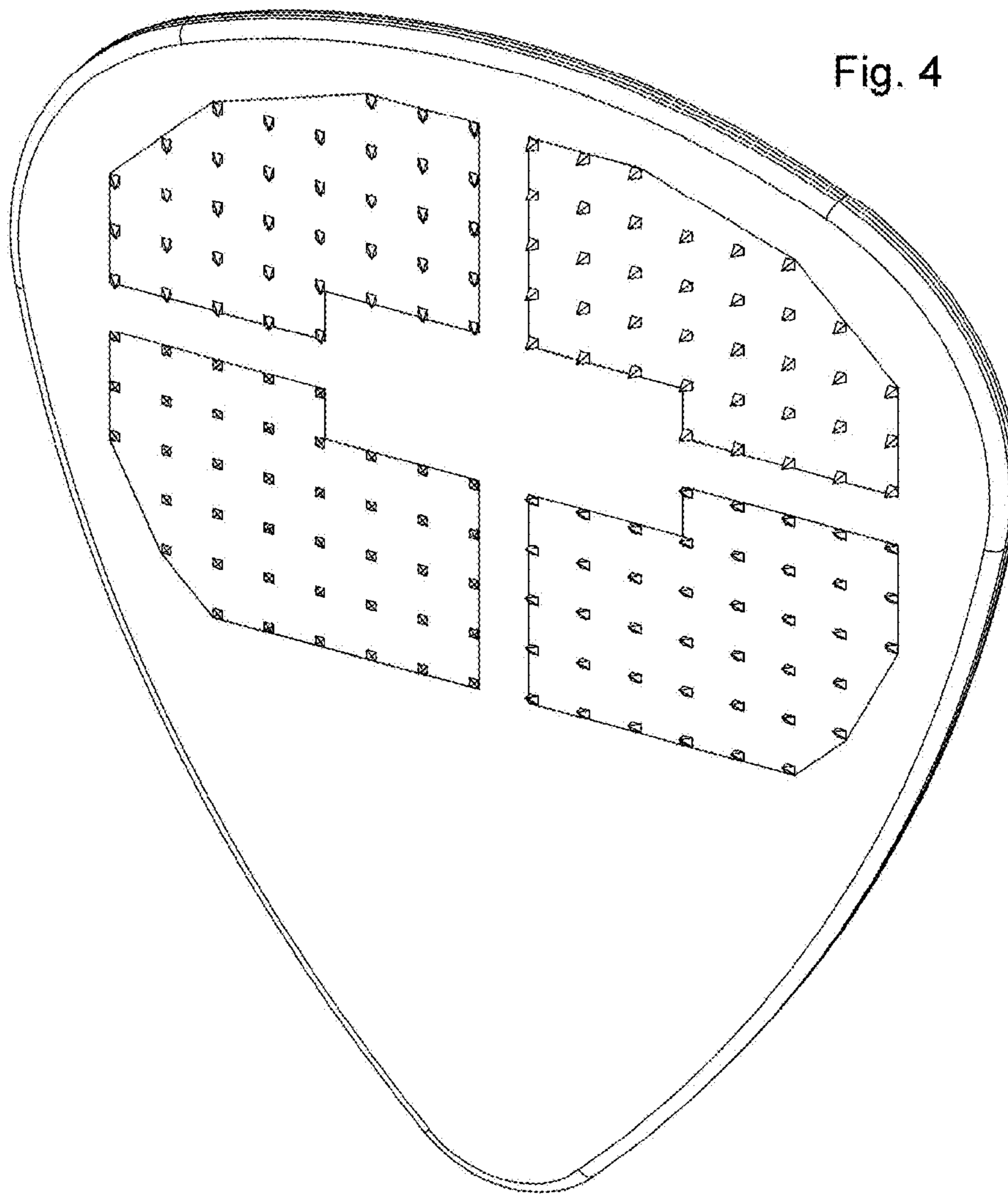


Fig. 4




Fig. 5