



US00D858607S

(12) **United States Design Patent**
Henry et al.

(10) **Patent No.:** **US D858,607 S**
(45) **Date of Patent:** **** Sep. 3, 2019**

(54) **PHOTOGRAPHY ACCESSORY FOR MOBILE PHONE**

(71) Applicant: **The Runningman (UK) Limited**,
Lutterworth, Leicestershire (GB)

(72) Inventors: **Sean Henry**, Warwickshire (GB);
Shaun Phillips, Leicester (GB); **Bruce Renfrew**, Leicester (GB)

(73) Assignee: **The Runningman (UK) Limited**,
Lutterworth, Leicestershire (GB)

(**) Term: **15 Years**

(21) Appl. No.: **29/607,426**

(22) Filed: **Jun. 13, 2017**

(30) **Foreign Application Priority Data**

Feb. 24, 2017 (EM) 003765791

(51) **LOC (12) Cl.** **16-01**

(52) **U.S. Cl.**
USPC **D16/208**; D16/218

(58) **Field of Classification Search**
USPC D16/134, 136, 200, 202–205, 208, 218,
D16/219; 348/36, 335, 373–376;
359/554, 826–828; 396/72, 282, 287,
396/291, 296, 529–532, 535, 539–541,
396/544

CPC G03B 17/02; G03B 19/04; G03B 17/56;
G03B 17/04; G03B 15/03; G03B 17/14;
H04N 5/2251; H04N 5/2252; H04N
5/2253; H04N 5/2254

See application file for complete search history.

(56) **References Cited**

U.S. PATENT DOCUMENTS

D487,453 S * 3/2004 Ribeiro D14/240
D669,587 S * 10/2012 Mayer D14/250

D684,569 S * 6/2013 Willenborg D14/253
D687,026 S * 7/2013 Ruvolo D14/250
8,577,412 B1 * 11/2013 Bishop H04M 1/0281
439/660
D700,778 S * 3/2014 To D14/250
D707,669 S * 6/2014 Guzman D14/250
D717,288 S * 11/2014 Adams D14/250
D732,598 S * 6/2015 Adams D16/208
2011/0110654 A1 * 5/2011 Maki H04N 5/2251
396/49
2012/0270599 A1 10/2012 Mori et al.
2012/0282977 A1 11/2012 Haleluk
2013/0235261 A1 * 9/2013 Berkner H04N 5/23209
348/374
2013/0267283 A1 * 10/2013 Guzman H04M 1/026
455/575.1
2014/0200054 A1 * 7/2014 Fraden H04M 1/0254
455/575.8

(Continued)

FOREIGN PATENT DOCUMENTS

EP 2613448 A1 7/2013

Primary Examiner — Ramzi S Almatrahi

(57) **CLAIM**

The ornamental design for a photography accessory for mobile phone, as shown and described.

DESCRIPTION

FIG. 1 is a front elevation view of a photography accessory for mobile phone.

FIG. 2 is a front and right-side perspective view thereof.

FIG. 3 is a right-side elevation view thereof.

FIG. 4 is a rear elevation view thereof.

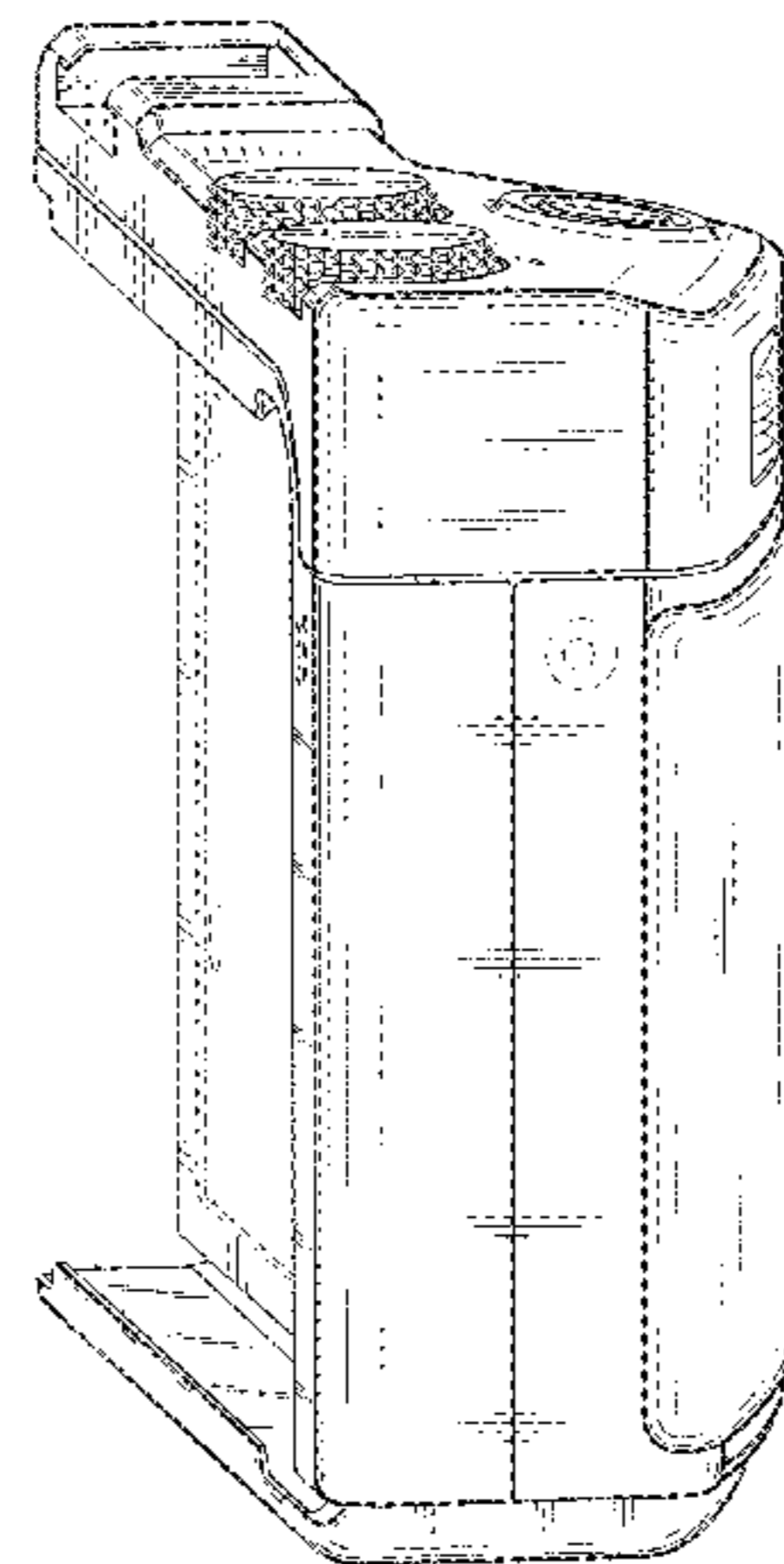
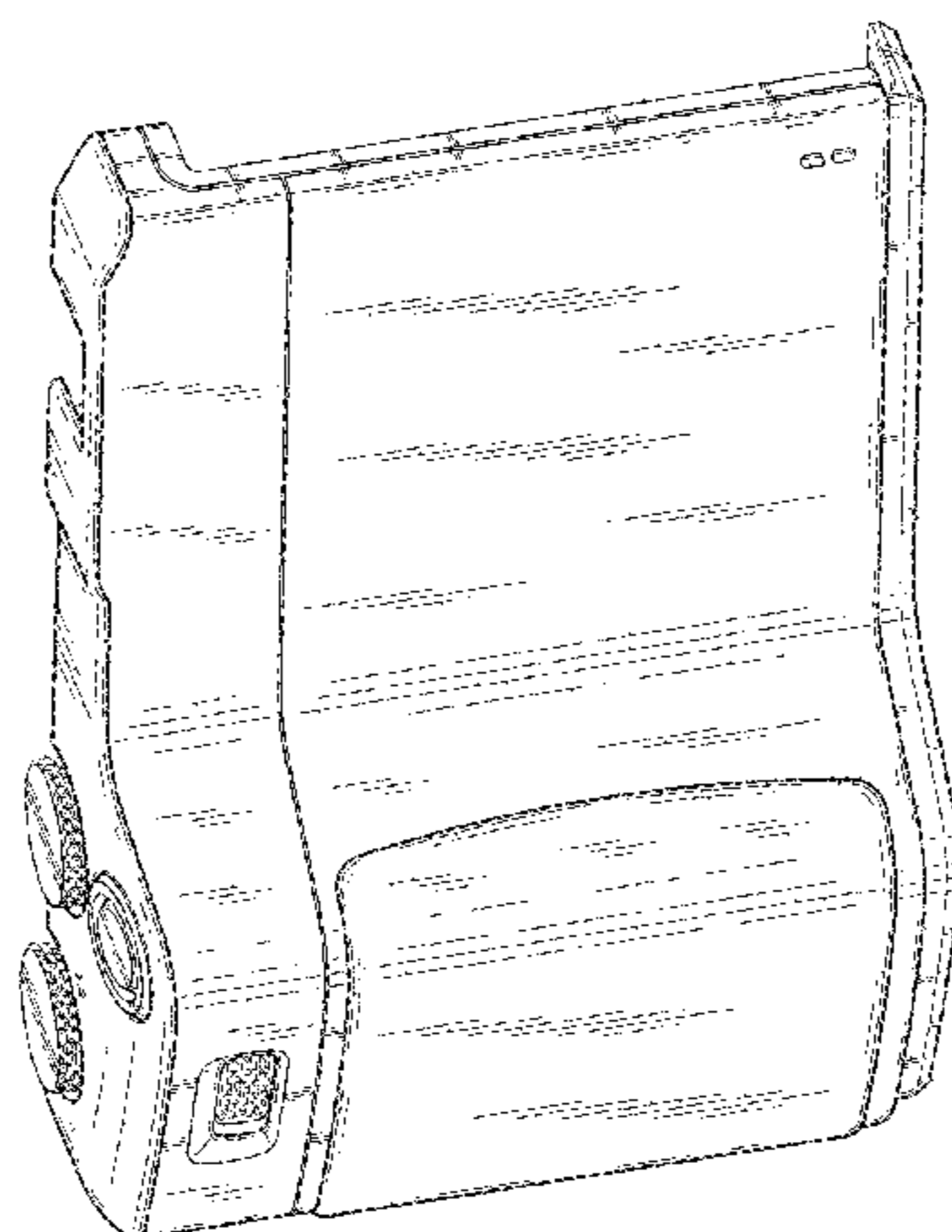
FIG. 5 is a rear and left side perspective view thereof.

FIG. 6 is a top plan view thereof; and,

FIG. 7 is a bottom plan view thereof.

The broken lines depict portions of the photography accessory for mobile phone in which the design is embodied that form no part of the claimed design.

1 Claim, 7 Drawing Sheets



(56)

References Cited

U.S. PATENT DOCUMENTS

2014/0226268 A1 8/2014 O'Neill et al.
2015/0180527 A1 6/2015 Fathollahi

* cited by examiner




FIG. 1

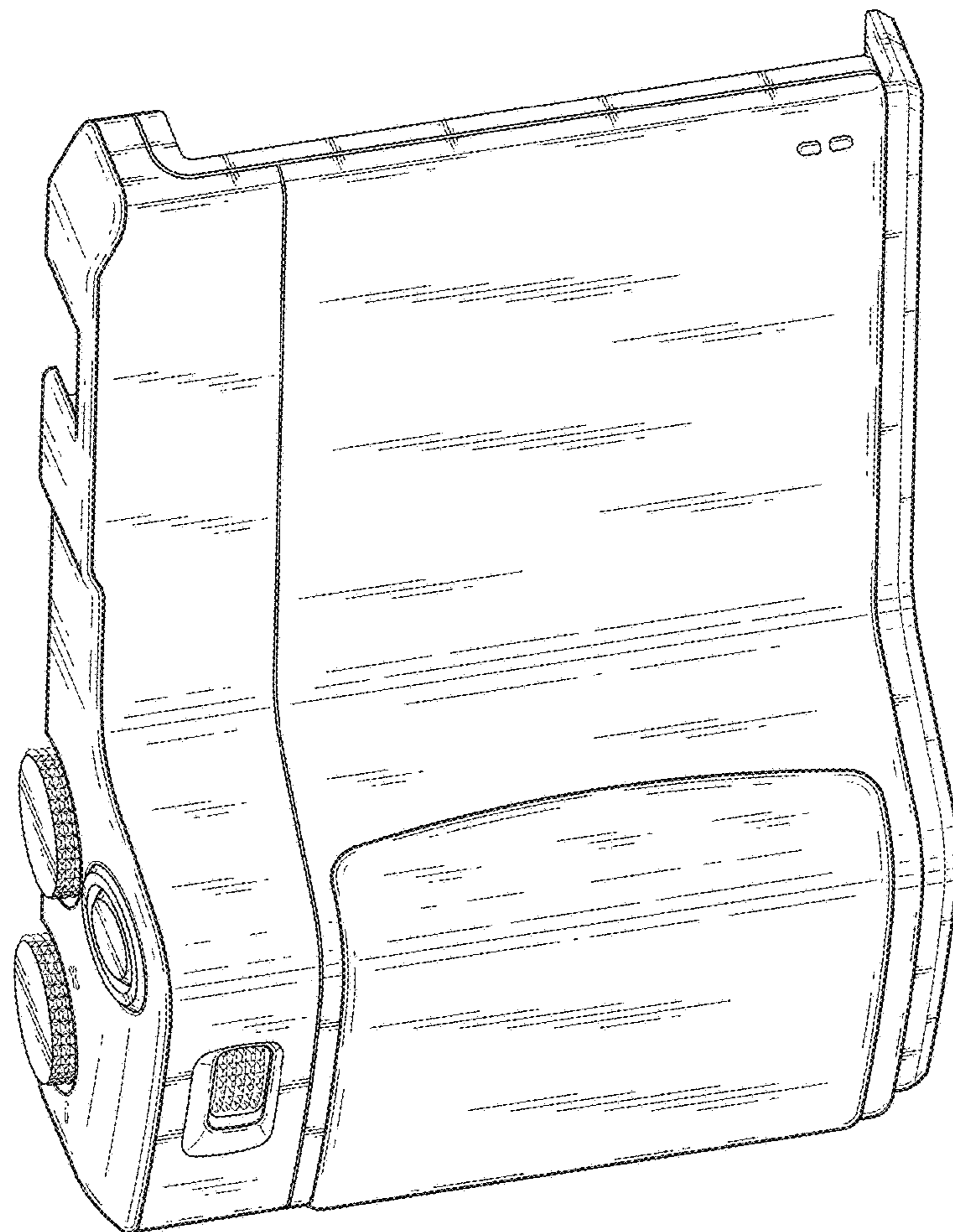


FIG. 2

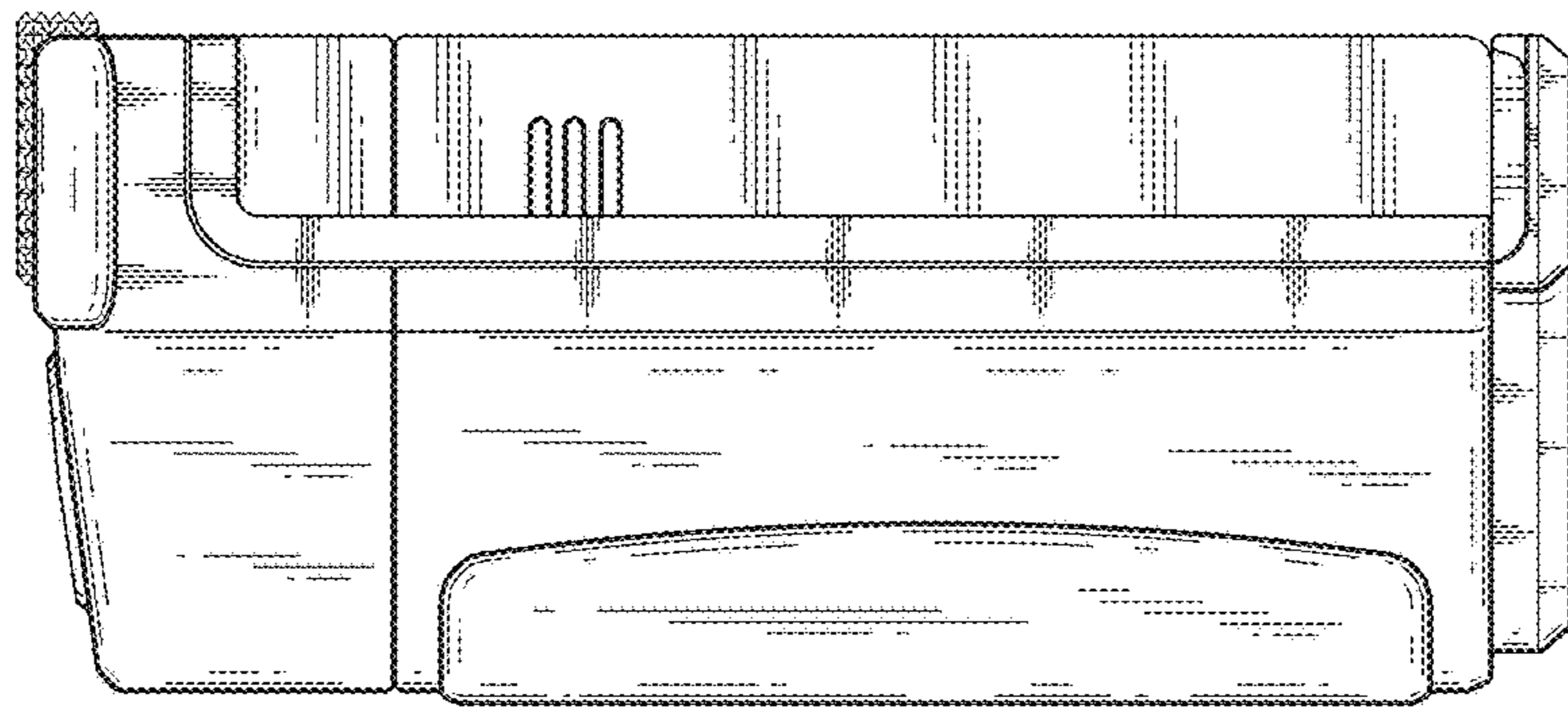


FIG. 3

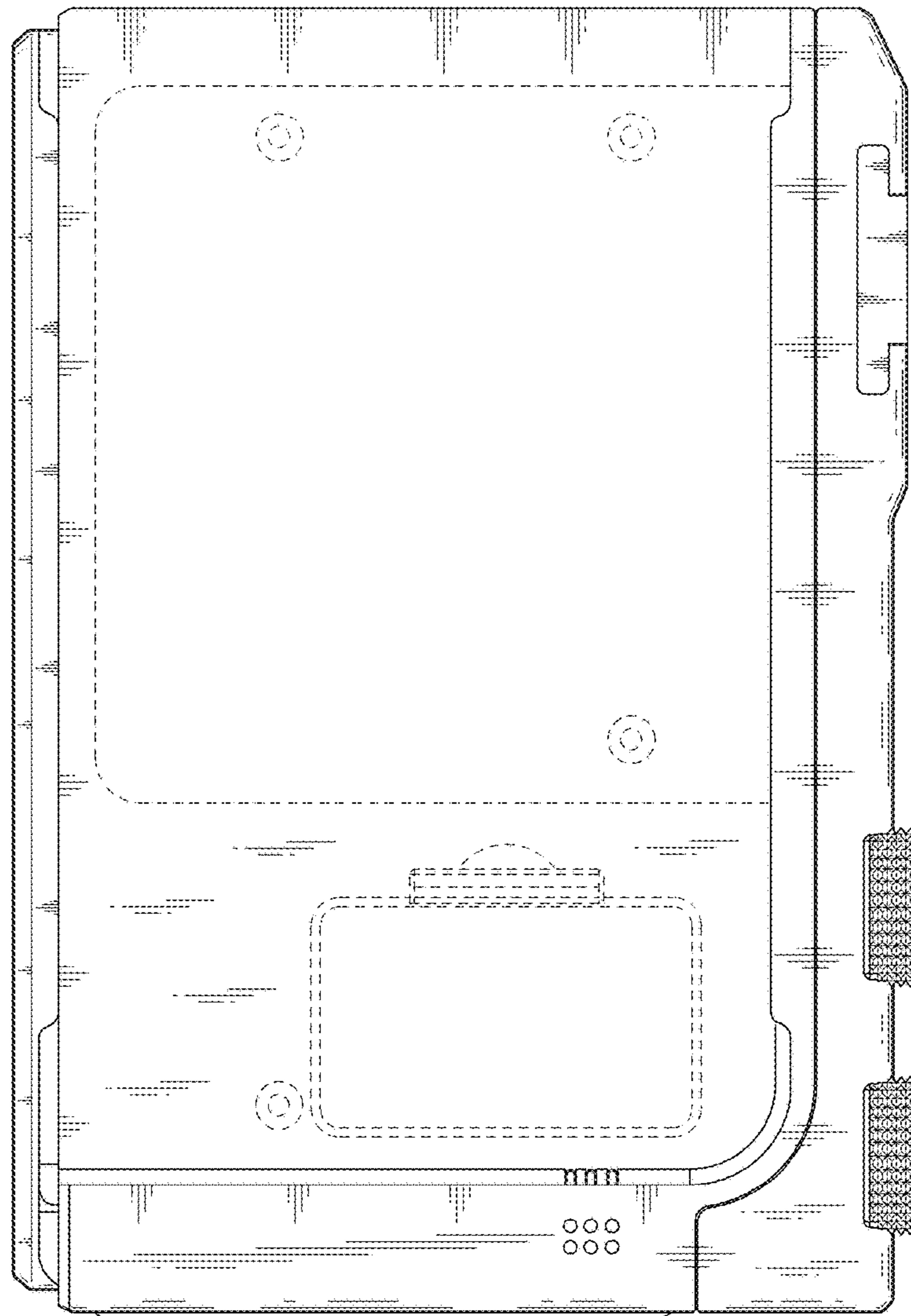


FIG. 4

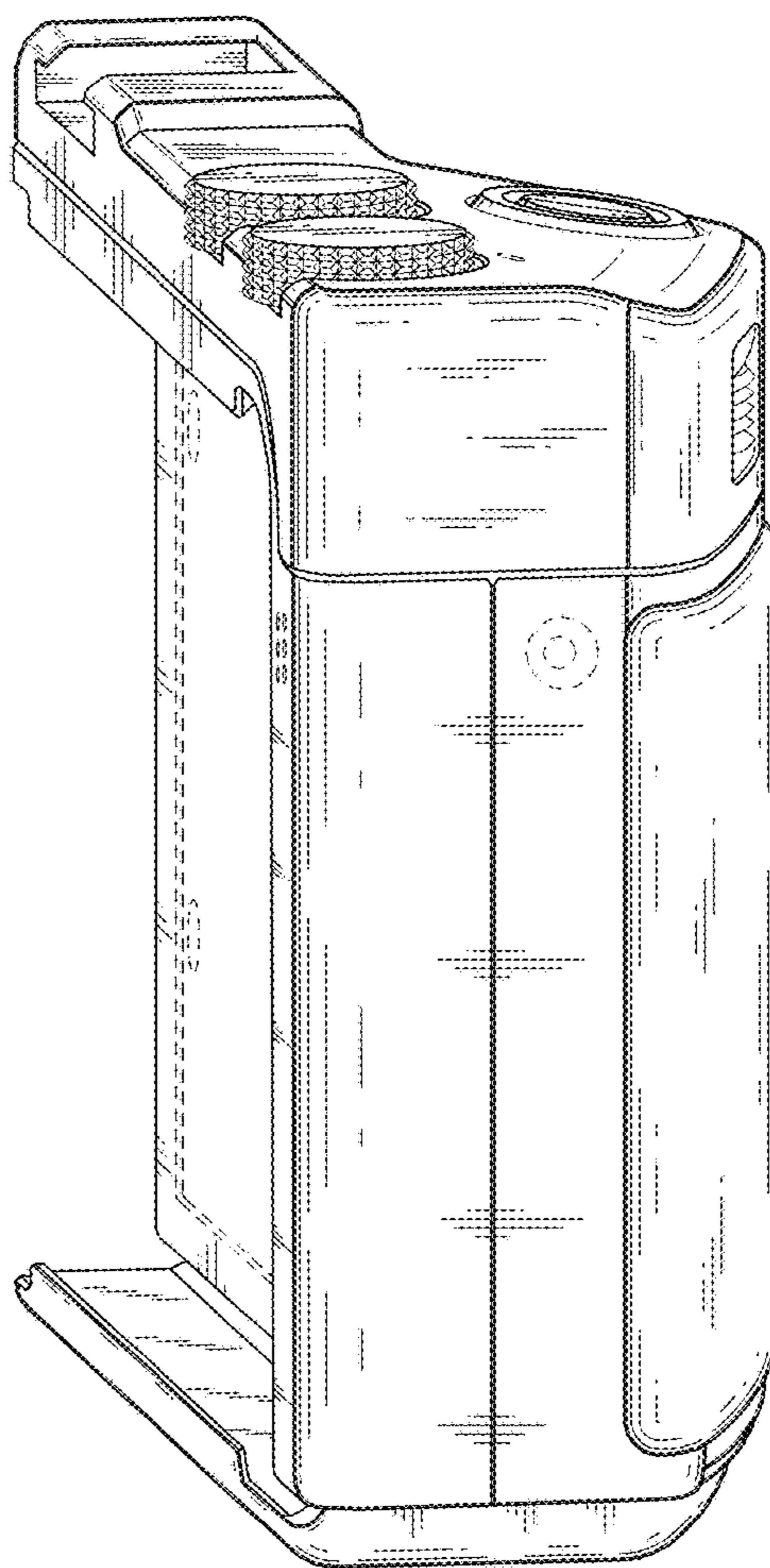


FIG. 5

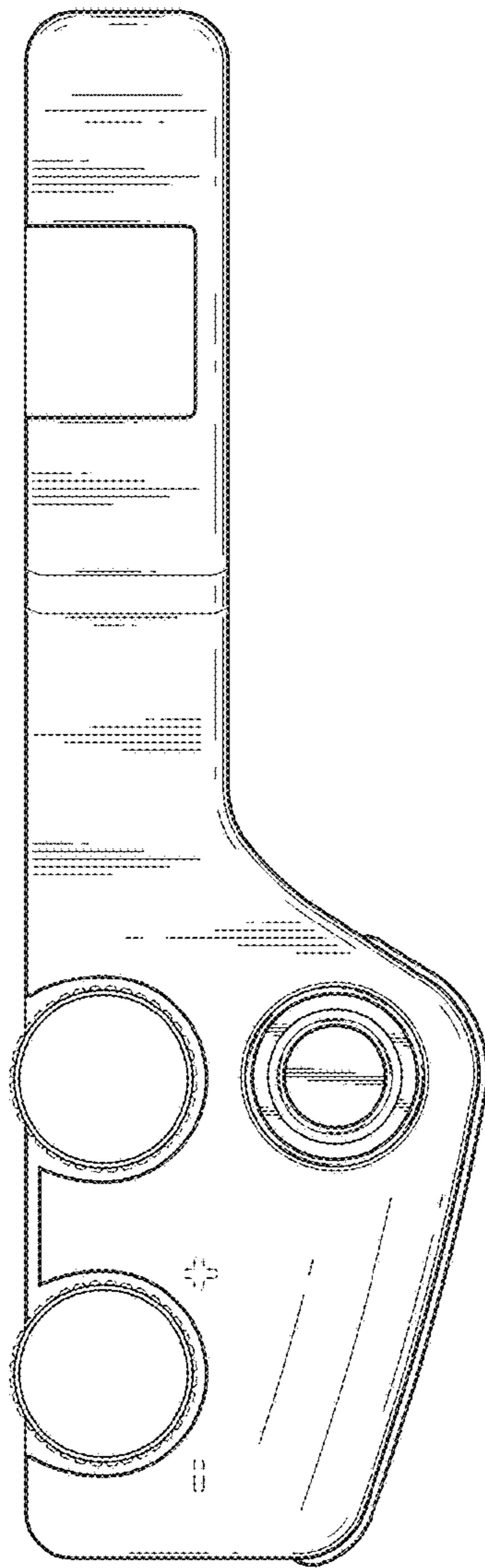


FIG. 6

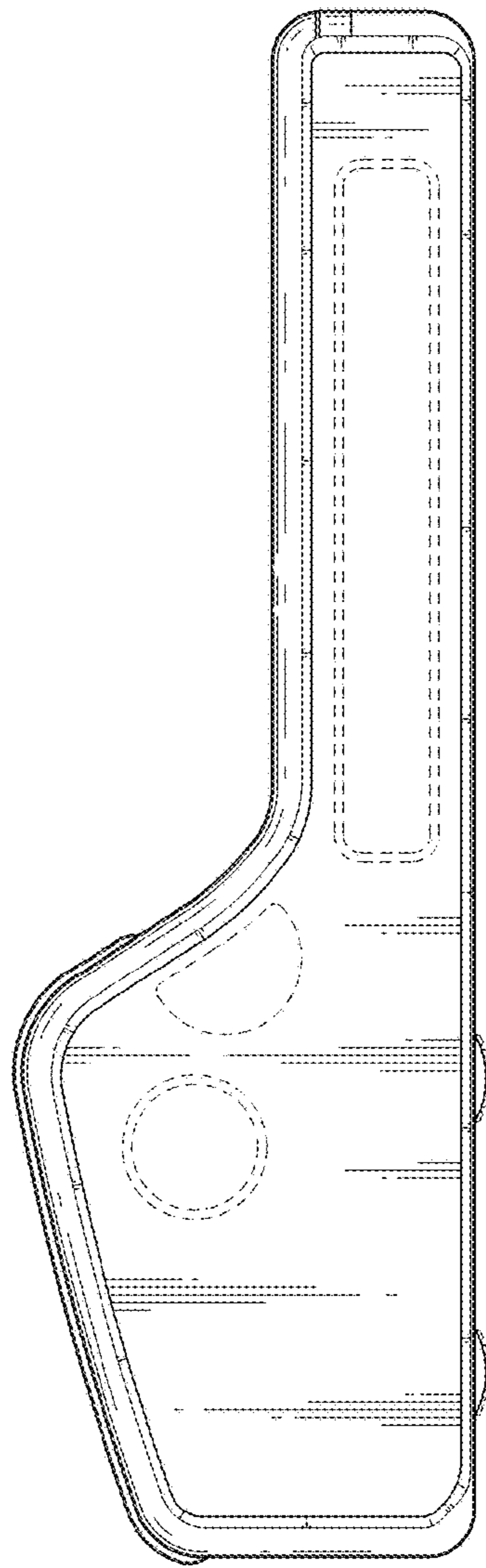


FIG. 7