



US00D858600S

(12) **United States Design Patent** (10) **Patent No.:** **US D858,600 S**  
**Okitsu et al.** (45) **Date of Patent:** **\*\* \*Sep. 3, 2019**

(54) **LENS**  
(71) Applicant: **ALPS ALPINE CO., LTD.**, Tokyo (JP)  
(72) Inventors: **Sunao Okitsu**, Niigata (JP); **Keiichi Tatsuta**, Niigata (JP)  
(73) Assignee: **ALPS ALPINE CO., LTD.**, Tokyo (JP)

7,216,991 B2 5/2007 Yamakawa  
D631,576 S 1/2011 Yoshinobu et al.  
D689,649 S 9/2013 Popper et al.  
8,740,417 B2 6/2014 Jiang et al.  
D715,481 S \* 10/2014 Zhang ..... D26/120  
D715,990 S \* 10/2014 Zhang ..... D26/120  
D732,098 S \* 6/2015 Choi ..... D16/202  
D745,076 S \* 12/2015 Pfeil ..... D16/207  
D765,752 S \* 9/2016 Chiu ..... D16/101  
D765,753 S \* 9/2016 Hsu ..... D16/101

(\* ) Notice: This patent is subject to a terminal disclaimer.

(Continued)

(\*\*) Term: **15 Years**

**FOREIGN PATENT DOCUMENTS**

(21) Appl. No.: **29/624,265**

DE 102008019118 10/2009  
JP 2000-162542 6/2000  
JP 2005-084325 3/2005

(22) Filed: **Oct. 31, 2017**

**OTHER PUBLICATIONS**

(30) **Foreign Application Priority Data**

U.S. Appl. No. 29/623,684, filed Oct. 26, 2017, Sunao Okitsu et al.

Jun. 6, 2017 (JP) ..... 2017-012113

(Continued)

(51) **LOC (12) Cl.** ..... **16-06**

*Primary Examiner* — Ramzi S Almatrahi

(52) **U.S. Cl.**  
USPC ..... **D16/134; D16/219**

(74) *Attorney, Agent, or Firm* — IPUSA, PLLC

(58) **Field of Classification Search**  
USPC ..... D16/200, 202–208, 218, 219, 242, 130,  
D16/134–136; D26/120, 113, 118, 119,  
D26/121, 122, 124, 125, 128; 348/143,  
348/148, 151, 373–376; 396/419, 427,  
396/535, 539–541  
CPC ..... G03B 17/02; G03B 19/04; G03B 17/56;  
G03B 17/04; G03B 15/03; H04N 5/2251;  
H04N 5/2252; H04N 5/2253; H04N  
5/2254; H04N 7/181; H04N 7/183; H04N  
7/18; G08B 13/1963; G08B 13/19619;  
G08B 13/19632

(57) **CLAIM**

The ornamental design for a lens, as shown and described.

See application file for complete search history.

**DESCRIPTION**

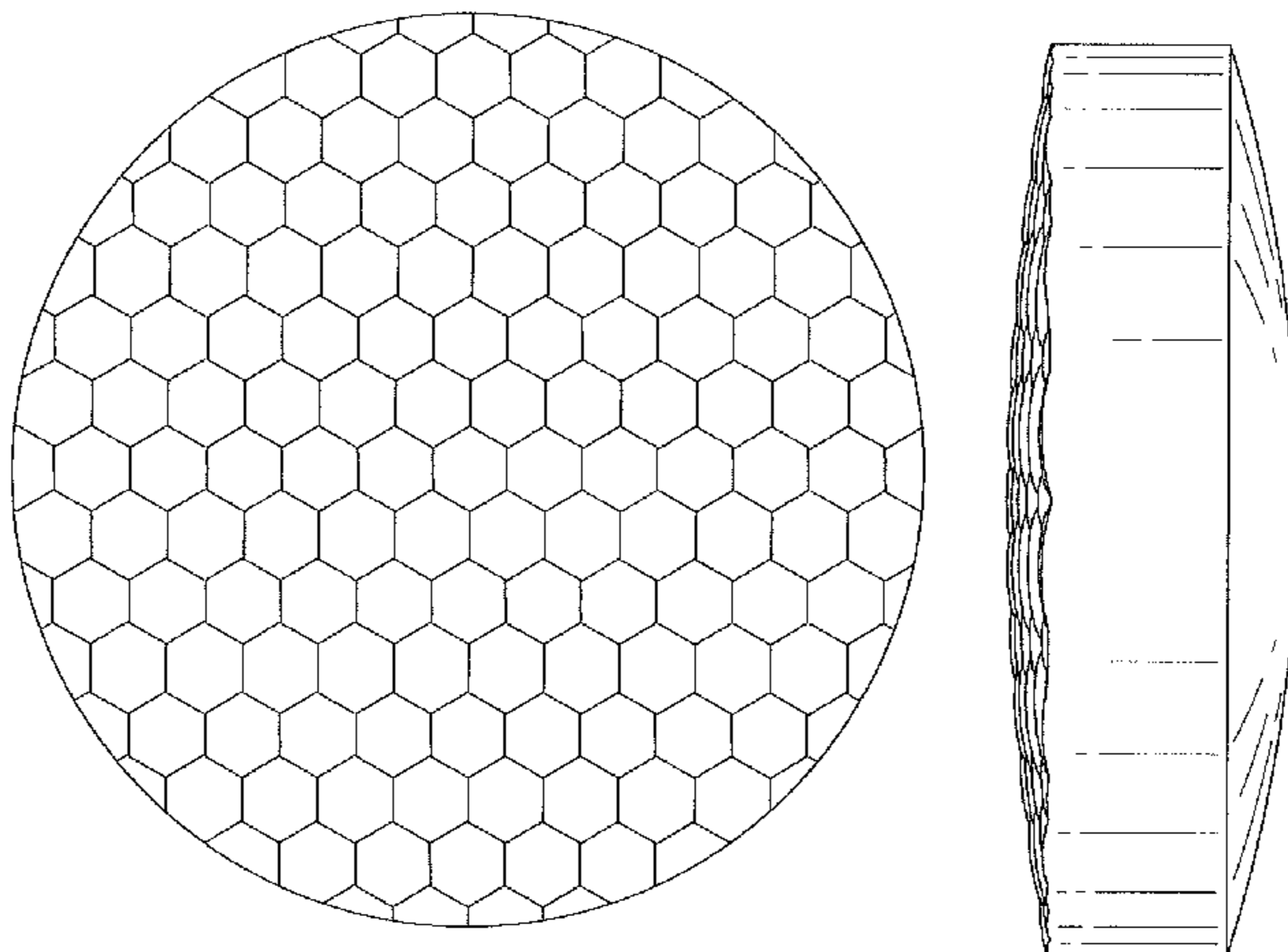
FIG. 1 is a front view of a lens, showing our new design;  
FIG. 2 is a rear view thereof;  
FIG. 3 is a cross-sectional view thereof taken along the line  
3-3 in FIG. 2;  
FIG. 4 is a top plan view thereof;  
FIG. 5 is a bottom plan view thereof;  
FIG. 6 is a right side view thereof; and,  
FIG. 7 is a left side view thereof.

(56) **References Cited**

**U.S. PATENT DOCUMENTS**

**1 Claim, 4 Drawing Sheets**

6,246,526 B1 6/2001 Okuyama  
D493,479 S \* 7/2004 Yoshikawa ..... D16/202



(56)

**References Cited**

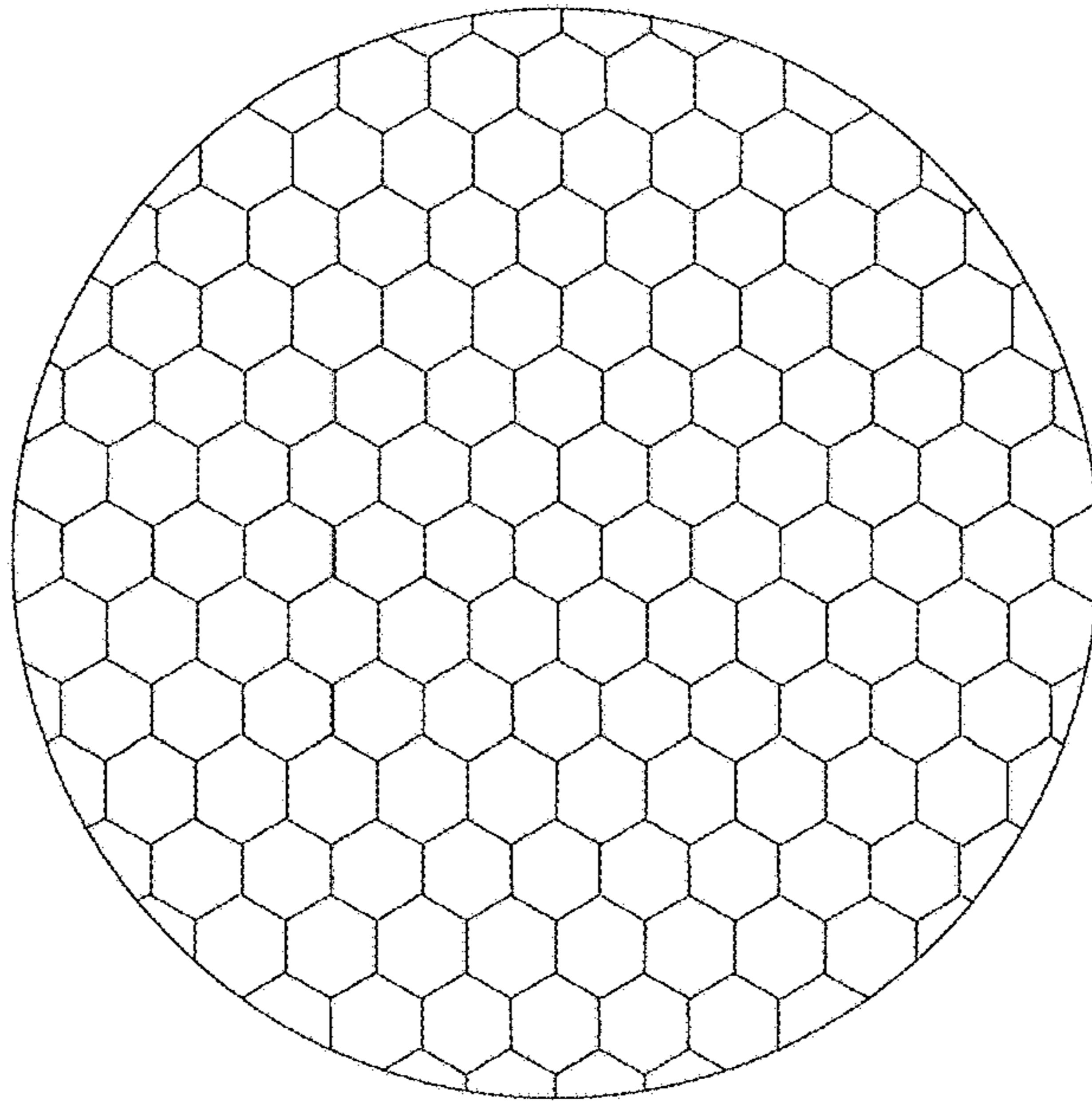
U.S. PATENT DOCUMENTS

D768,750 S \* 10/2016 Pfeil ..... D16/207  
D788,200 S \* 5/2017 Caldarise ..... D16/101  
D809,188 S 1/2018 Li  
D821,479 S \* 6/2018 Cabral ..... D16/207  
2006/0188244 A1 8/2006 Kim et al.

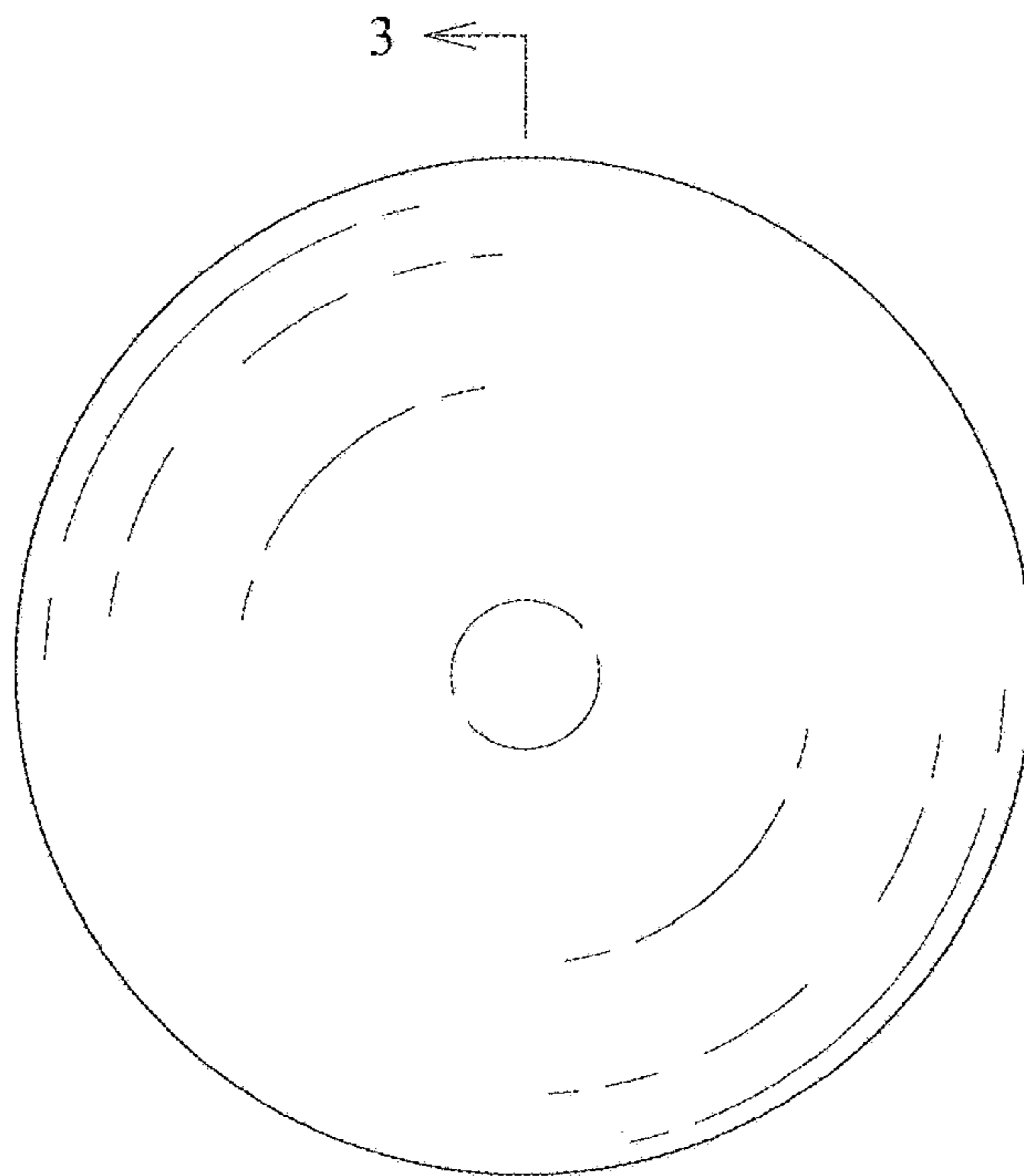
OTHER PUBLICATIONS

U.S. Appl. No. 29/624,240, filed Oct. 31, 2017, Sunao Okitsu et al.  
U.S. Appl. No. 29/624,247, filed Oct. 31, 2017, Sunao Okitsu et al.  
U.S. Appl. No. 29/624,255, filed Oct. 31, 2017, Sunao Okitsu et al.  
U.S. Appl. No. 29/624,259, filed Oct. 31, 2017, Sunao Okitsu et al.  
Office Action issued in co-pending U.S. Appl. No. 29/624,247 dated  
Aug. 10, 2018.  
Office Action issued in co-pending U.S. Appl. No. 29/624,259 dated  
Aug. 10, 2018.  
Office Action issued in co-pending U.S. Appl. No. 29/624,247 dated  
Jan. 24, 2019.  
Office Action issued in co-pending U.S. Appl. No. 29/624,259 dated  
Jan. 24, 2019.  
Office Action issued in co-pending U.S. Appl. No. 29/623,684 dated  
Feb. 25, 2019.

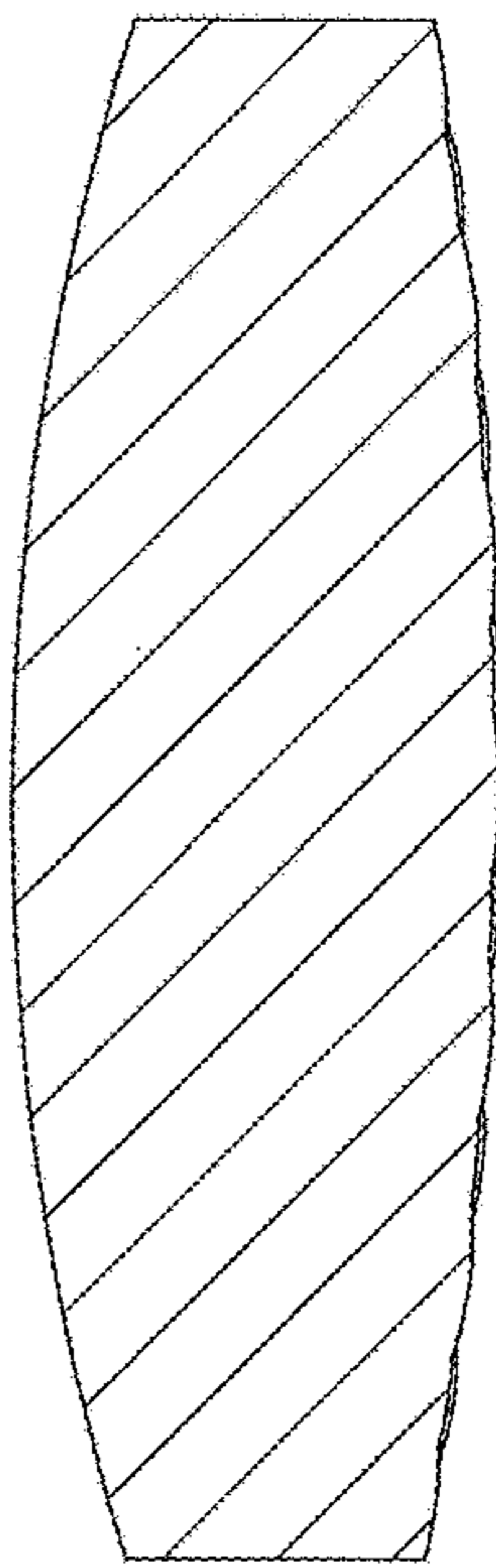
\* cited by examiner



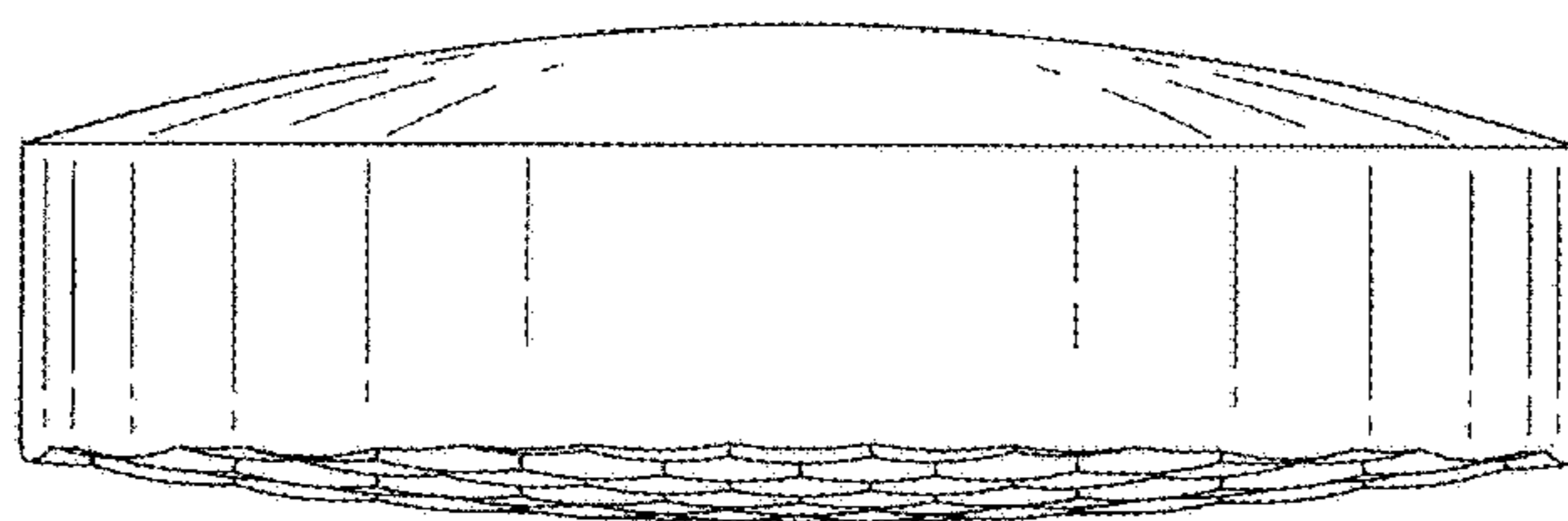
*Fig. 1*



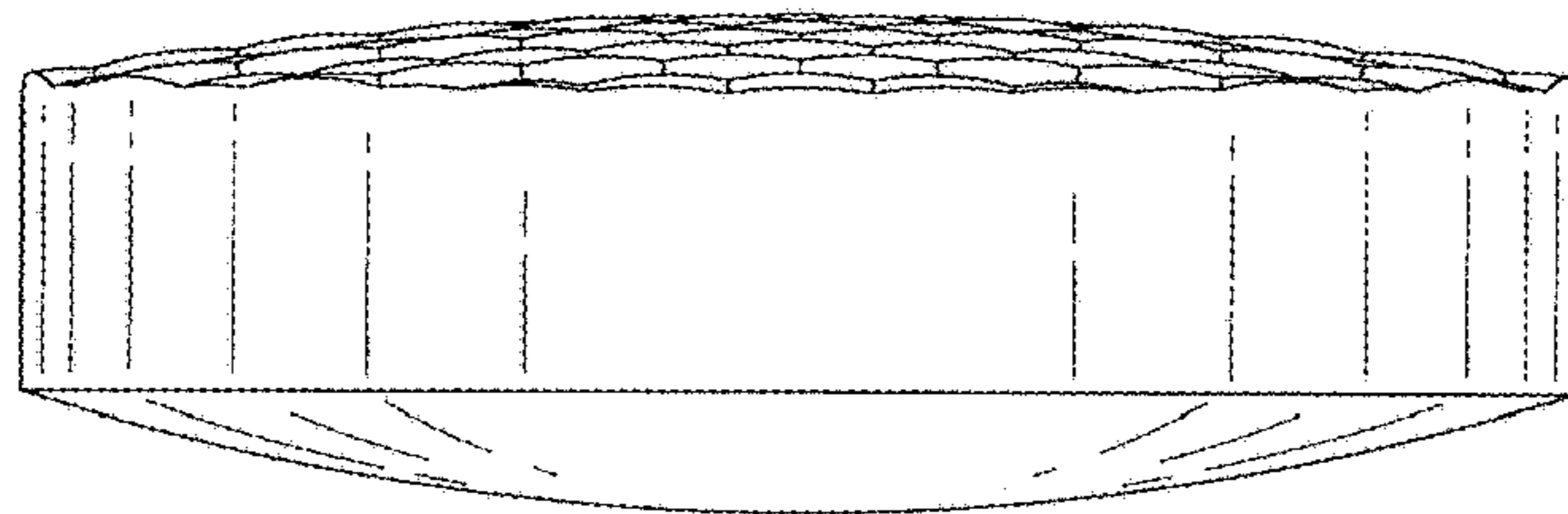
*Fig. 2*




*Fig. 3*



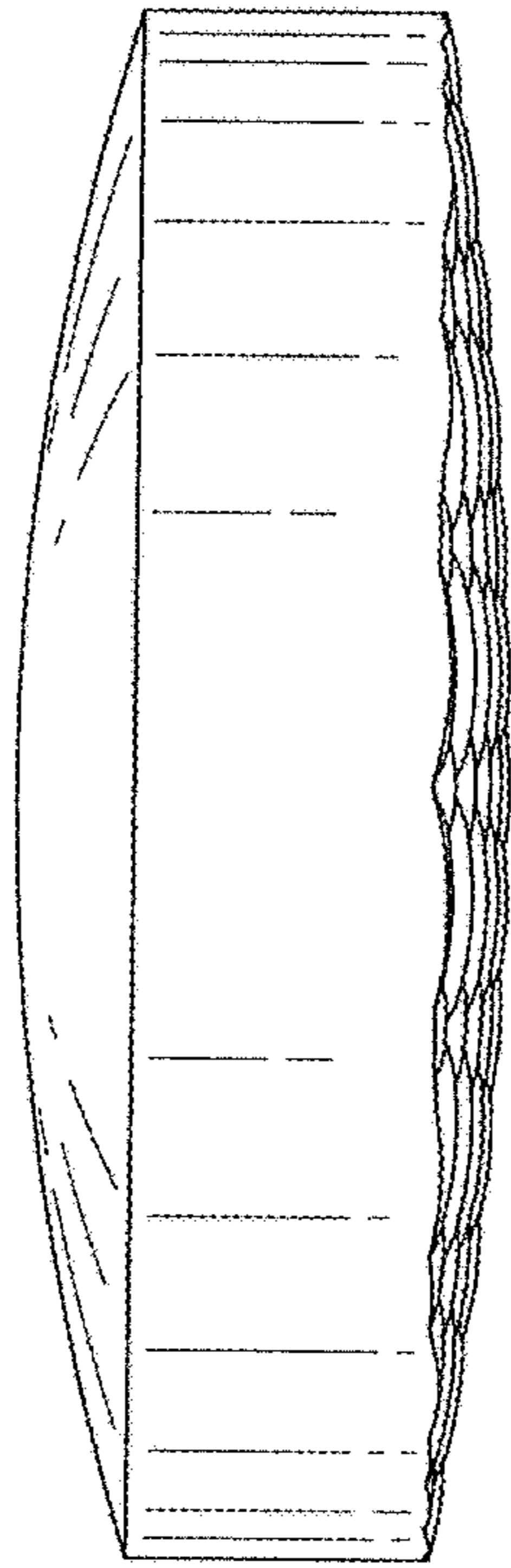
*Fig. 4*



*Fig. 5*



*Fig. 6*



*Fig. 7*