



US00D858597S

(12) **United States Design Patent** (10) **Patent No.:** **US D858,597 S**
Salz et al. (45) **Date of Patent:** **** Sep. 3, 2019**

(54) **PART OF A MILLING MACHINE**

(71) Applicant: **Wirtgen GmbH**, Windhagen (DE)

(72) Inventors: **Andreas Salz**, Neustadt (DE); **Martin Lenz**, Großmaischeid (DE); **Cyrus Barimani**, Königswinter (DE)

(73) Assignee: **Wirtgen GmbH** (DE)

(**) Term: **15 Years**

(21) Appl. No.: **29/637,454**

(22) Filed: **Feb. 19, 2018**

(30) **Foreign Application Priority Data**

Aug. 25, 2017 (EM) 004164572

(51) **LOC (12) Cl.** **15-03**

(52) **U.S. Cl.**
USPC **D15/139**

(58) **Field of Classification Search**

USPC D15/128, 131, 138, 139, 140

CPC E21B 33/1208; E21B 23/00; E21B 10/00;

E21B 10/42; E21B 10/54; E21B 10/55;

E21B 10/602; E21B 17/00; E21B 17/023;

E21B 17/06; E21B 19/14; E21B 19/155;

E21B 21/103; E21B 23/02; E21B 23/14;

E21B 29/00; E21B 29/005; E21B 29/02;

E21B 29/06; E21B 31/107; E21B 31/113;

E21B 31/12; E21B 33/12; E21B 33/128;

E21B 33/129; E21B 33/1293; E21B

33/134; E21B 34/12; E21B 43/08; E21B

43/108; E21B 47/00; E21B 47/09; E21B

47/12; E21B 47/122; E21B 4/02; E21B

7/061; E21B 7/068

See application file for complete search history.

(56) **References Cited**

U.S. PATENT DOCUMENTS

348,941 A 9/1886 Witt
371,516 A 10/1887 Nuckols
893,371 A 7/1908 Raper

(Continued)

FOREIGN PATENT DOCUMENTS

AU 2013201368 A1 11/2013
WO 2018104015 A1 6/2018

OTHER PUBLICATIONS

Co-pending U.S. Appl. No. 29/637,458, filed Feb. 19, 2018, 3 pp.

Primary Examiner — Khawaja Anwar

(74) *Attorney, Agent, or Firm* — Lucian Wayne Beavers;
Patterson Intellectual Property Law, PC

(57) **CLAIM**

What is claimed is the ornamental design for a part of milling machine, as shown and described.

DESCRIPTION

FIG. 1 is left front perspective view of the part of milling machine. A perspective view rotated 180 degrees about a lengthwise axis of the part of milling machine would be identical.

FIG. 2 is right rear perspective view of the part of milling machine of FIG. 1. A perspective view rotated 180 degrees about a lengthwise axis of the part of milling machine would be identical.

FIG. 3 is a top view of the part of milling machine of FIG. 1.

FIG. 4 is a front view of the part of milling machine of FIG. 1.

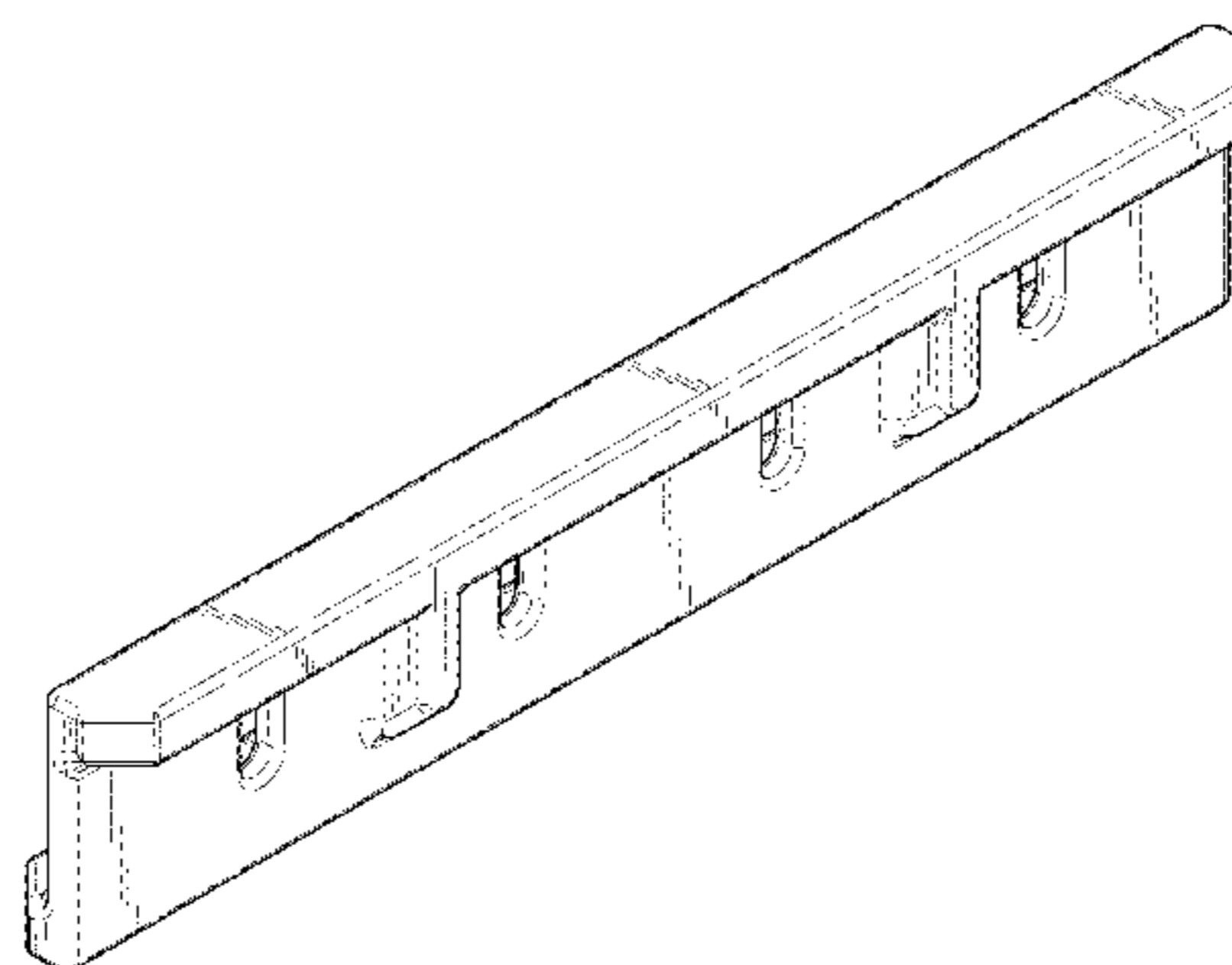
FIG. 5 is a bottom view of the part of milling machine of FIG. 1.

FIG. 6 is a left end view of the part of milling machine of FIG. 1.

FIG. 7 is a right end view of the part of milling machine of FIG. 1; and,

FIG. 8 is a back view of the part of milling machine of FIG. 1.

1 Claim, 3 Drawing Sheets



(56)

References Cited

U.S. PATENT DOCUMENTS

964,412 A 7/1910 Faris
 1,106,278 A 8/1914 Brumfield
 1,463,641 A 7/1923 Ward et al.
 2,249,872 A 7/1941 Turner
 2,835,517 A 5/1958 Beerli
 3,041,752 A 7/1962 Evans
 D240,846 S 8/1976 Andersson
 4,325,580 A 4/1982 Swisher, Jr. et al.
 4,483,515 A 11/1984 Maryonovich
 D292,587 S 11/1987 Johnson
 4,716,666 A 1/1988 Potter
 D300,222 S 3/1989 Rutherford
 D302,432 S 7/1989 Rabitsch
 D314,778 S 2/1991 Rabitsch
 5,056,243 A 10/1991 Sprunger et al.
 5,063,695 A 11/1991 Briscoe et al.
 5,145,295 A * 9/1992 Satran B23C 5/2213
 407/113
 5,489,162 A 2/1996 Locicero et al.
 D382,570 S 8/1997 Bruns
 D391,582 S 3/1998 Bruns
 D423,522 S 4/2000 Huntimer
 D446,222 S 8/2001 Bruns et al.
 D458,614 S 6/2002 Esterhuysen et al.
 6,431,249 B1 8/2002 Tabellini

6,682,254 B1 1/2004 Olofsson et al.
 D554,157 S 10/2007 Renski
 D576,181 S * 9/2008 Busley D15/28
 7,897,005 B2 3/2011 Knauseder
 D643,049 S 8/2011 Nickels et al.
 8,177,456 B2 5/2012 Haroldsen
 D676,465 S 2/2013 Attwood et al.
 D680,560 S 4/2013 Fundakowski et al.
 D684,601 S 6/2013 Robb, Jr.
 D689,101 S * 9/2013 Jost D15/28
 8,584,383 B1 11/2013 Morse et al.
 8,640,570 B2 2/2014 Viola et al.
 D712,937 S * 9/2014 Wennerborn D15/28
 D726,775 S 4/2015 Ley et al.
 D726,776 S 4/2015 Ley et al.
 D726,777 S 4/2015 Ley et al.
 9,089,087 B2 7/2015 Ley et al.
 D774,559 S * 12/2016 Roetsch D15/28
 D774,560 S * 12/2016 Roetsch D15/28
 D781,352 S * 3/2017 Hunt D15/28
 9,637,875 B2 5/2017 Losen et al.
 9,745,705 B2 8/2017 Ley et al.
 2007/0235202 A1 10/2007 Mullett
 2009/0185859 A1 7/2009 Haroldsen
 2009/0232598 A1 9/2009 Cochran et al.
 2011/0315465 A1 12/2011 Henry
 2013/0277076 A1 10/2013 Ley et al.
 2017/0101756 A1 4/2017 Zhang et al.

* cited by examiner

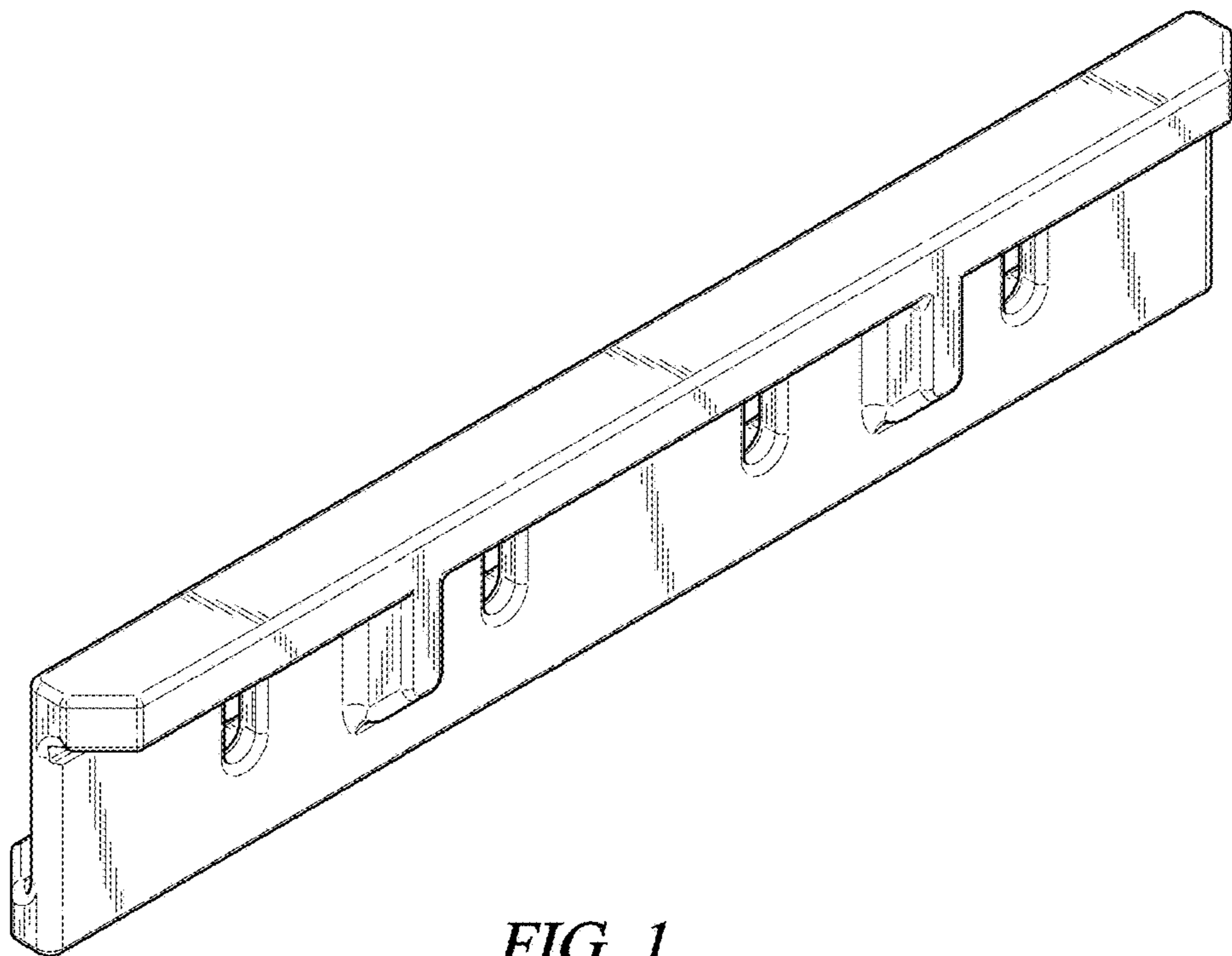


FIG. 1

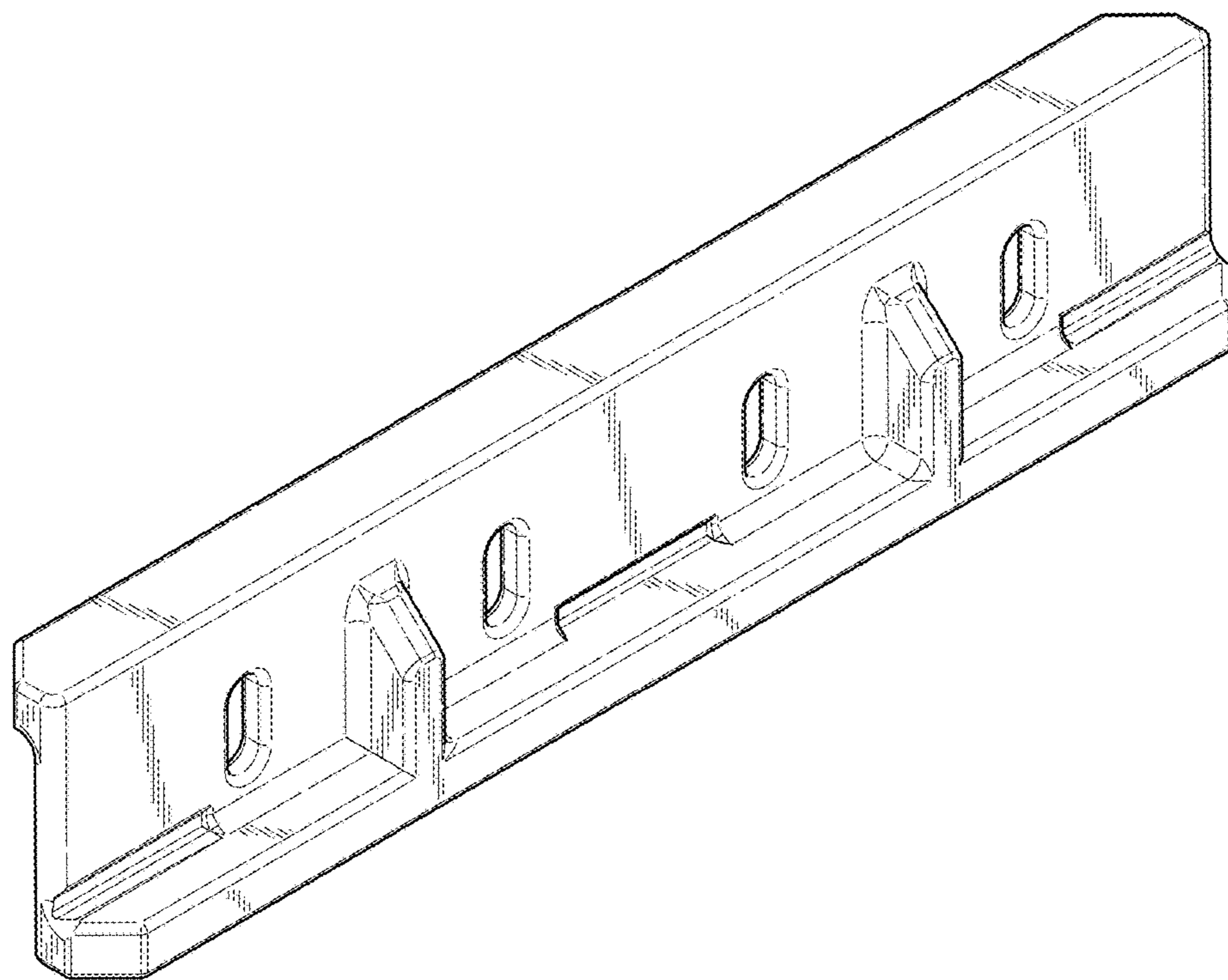


FIG. 2

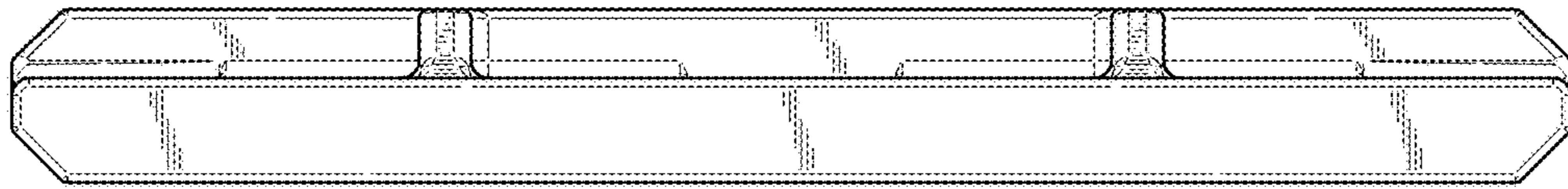


FIG. 3

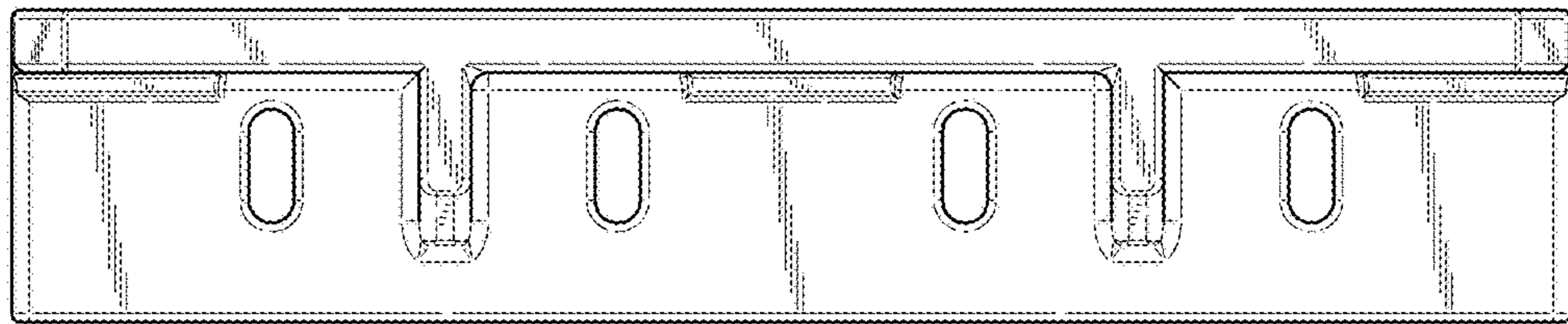


FIG. 4

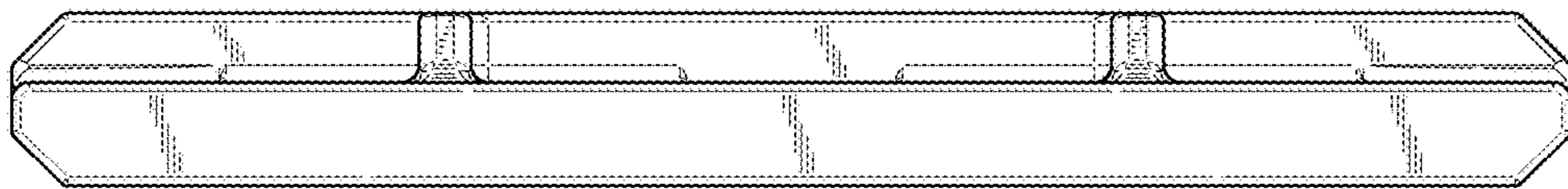


FIG. 5

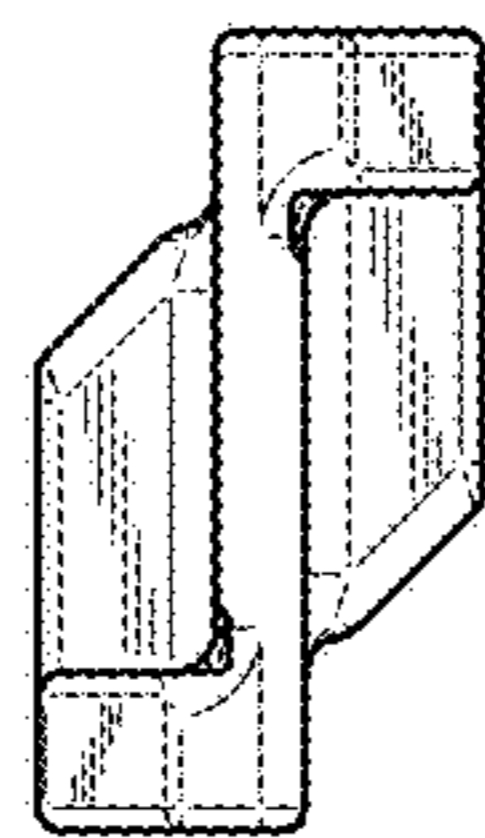


FIG. 6

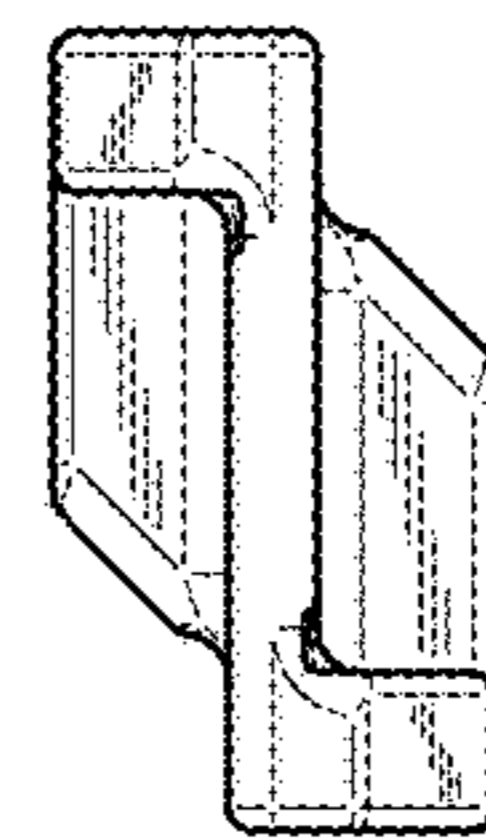


FIG. 7

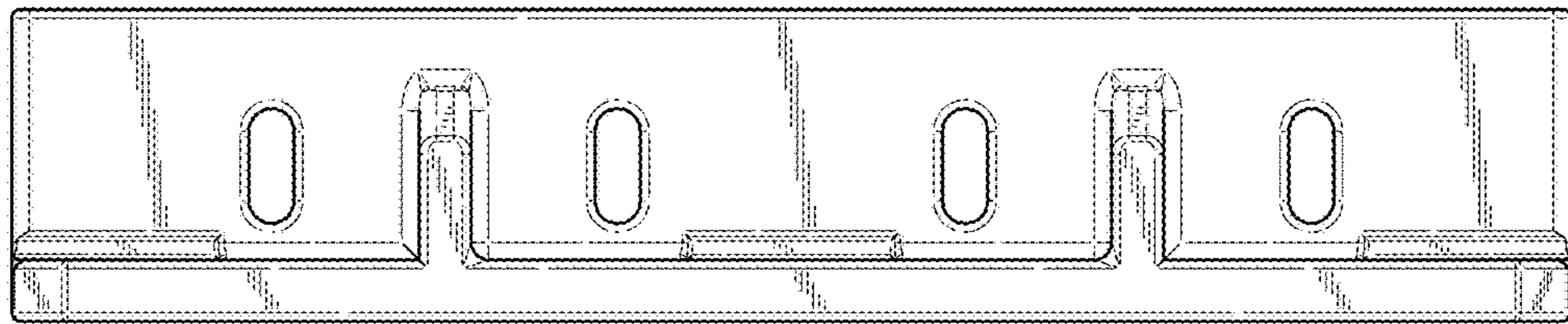


FIG. 8