



US00D858587S

(12) **United States Design Patent** (10) **Patent No.:** **US D858,587 S**
Zhang et al. (45) **Date of Patent:** **** Sep. 3, 2019**

(54) **REFRIGERATOR**

(71) Applicants: **MIDEA GROUP CO., LTD.**, Foshan (CN); **MIDEA AMERICA CORPORATION**, Parsippany, NJ (US)

(72) Inventors: **Zhe Zhang**, Foshan (CN); **Ting Liu**, Foshan (CN); **Donghwan Yang**, Foshan (CN); **Jing Pan**, Foshan (CN)

(73) Assignees: **MIDEA GROUP CO., LTD.**, Foshan (CN); **MIDEA AMERICA CORPORATION**, Parsippany, NJ (US)

(**) Term: **15 Years**

(21) Appl. No.: **29/582,791**

(22) Filed: **Oct. 31, 2016**

(30) **Foreign Application Priority Data**

Sep. 29, 2016 (CN) 2016 3 0488378

(51) **LOC (12) Cl.** **15-07**

(52) **U.S. Cl.**
USPC **D15/89**

(58) **Field of Classification Search**
USPC D15/79-91; D14/485-495
CPC .. F25D 11/00; F25D 17/065; F25D 2325/022;
F25D 23/069; F25D 25/025; F25D 11/02;
F25D 17/062; F25D 21/12; F25D 21/125;
F25D 21/14; F25D 2317/061; F25D
2317/067; F25D 2323/021; F25D
2323/024; F25D 23/028; F25D 23/04;
F25D 23/066; F25D 23/085; F25D
23/087; F25D 23/126; F25D 2400/02;
F25D 2400/06; F25D 2400/361; F25D
2400/40; F25D 25/005; F25D 25/02;
F25D 2600/02; F25D 2700/02; F25D
2700/12; F25D 2700/121; F25D 2700/14;
F25D 29/00

See application file for complete search history.

(56) **References Cited**

U.S. PATENT DOCUMENTS

D553,164	S	*	10/2007	Choi	D15/89
D660,328	S	*	5/2012	Doberstein	D15/89
D690,743	S	*	10/2013	Lafond	D15/89
D700,913	S	*	3/2014	Kim	D14/486
D715,336	S	*	10/2014	Sin	D15/89
D724,116	S	*	3/2015	Jeon	D15/89
D754,150	S	*	4/2016	Oh	D14/485
D767,650	S	*	9/2016	Micheviz	D15/89
D771,159	S	*	11/2016	Jeon	D15/89
D794,092	S	*	8/2017	Lee	D15/89
D803,278	S	*	11/2017	Kim	D15/89
D806,144	S	*	12/2017	Kim	D15/91
2005/0268624	A1	*	12/2005	Voglewede	F25D 23/126 62/126
2010/0043466	A1	*	2/2010	Oh	F25D 23/12 62/125

* cited by examiner

Primary Examiner — Khawaja Anwar

(74) *Attorney, Agent, or Firm* — Hodgson Russ LLP

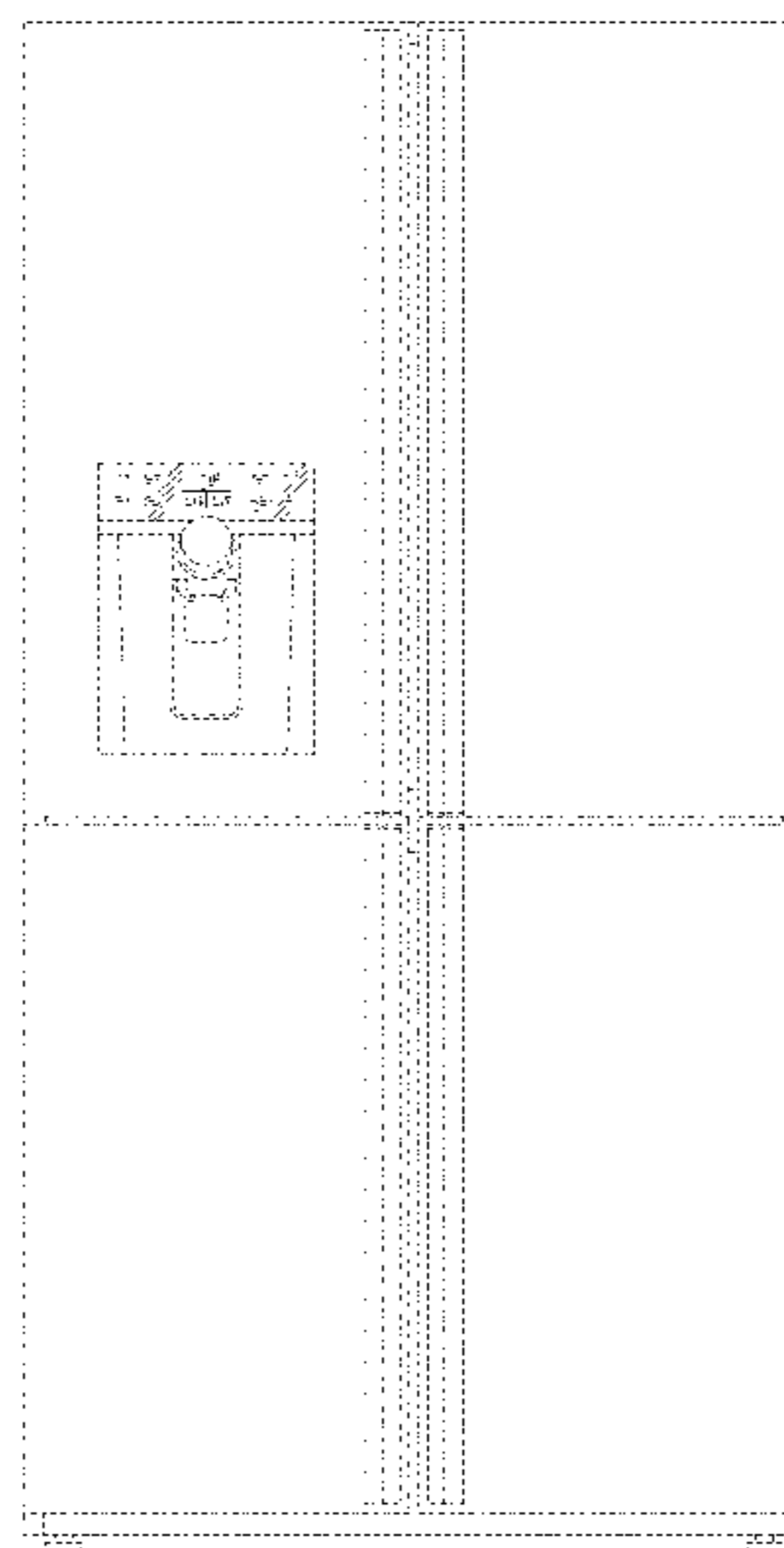
(57) **CLAIM**

The ornamental design for a refrigerator, as shown and described.

DESCRIPTION

FIG. 1 is a front elevation view of a refrigerator, the rear elevation, right side elevation, left side elevation, top plan, and bottom plan views being omitted as not including any claimed features; and, FIG. 2 is an enlarged view thereof. The broken lines represent unclaimed features that form no part of the claimed design.

1 Claim, 2 Drawing Sheets



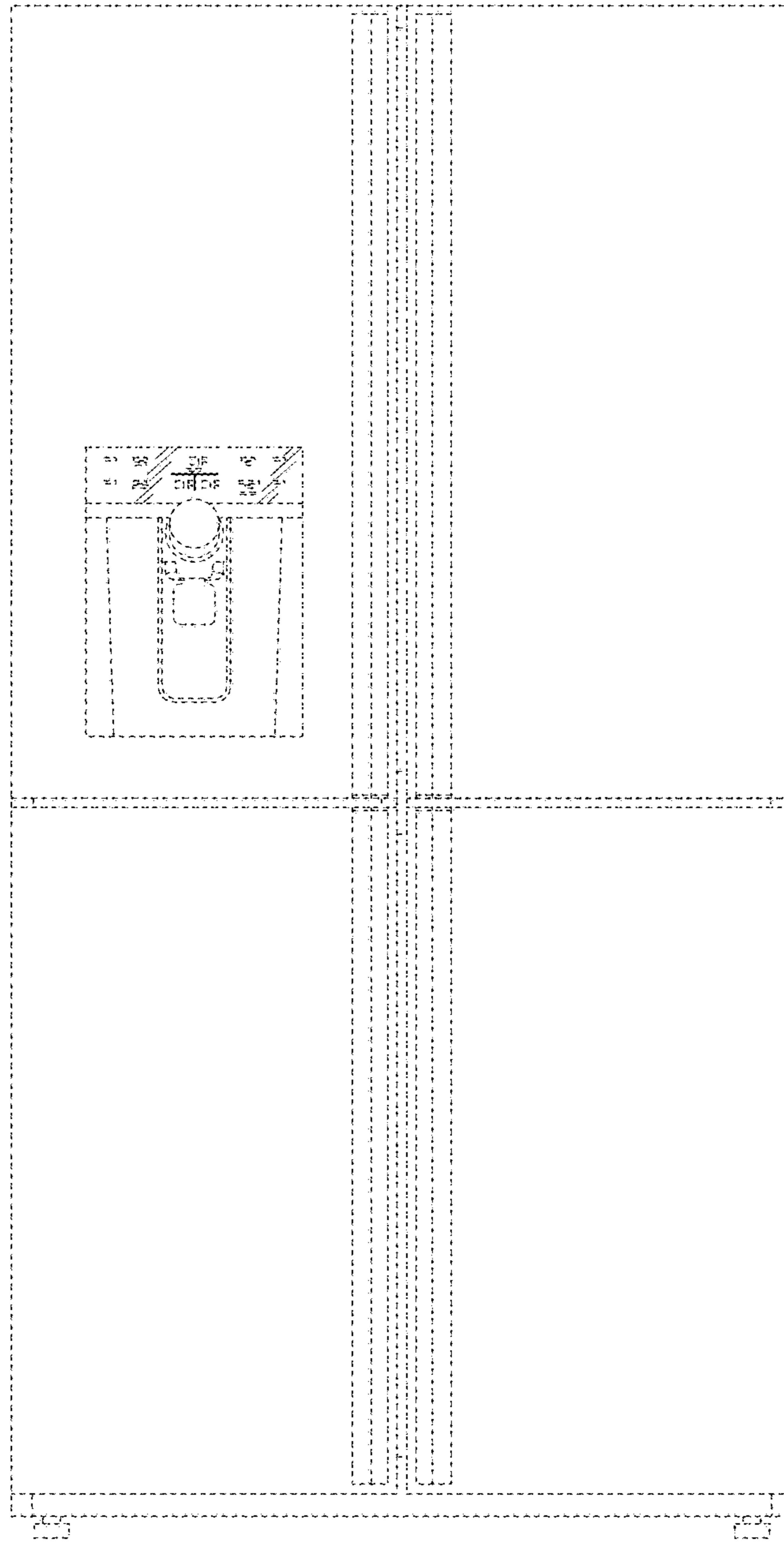


Fig. 1

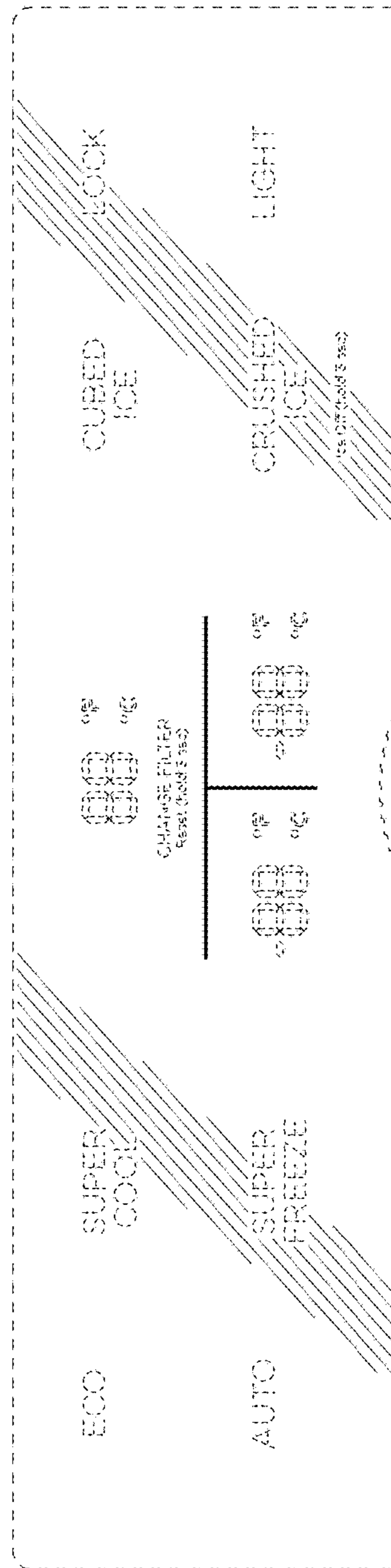


Fig. 2