



US00D858585S

(12) **United States Design Patent** (10) **Patent No.:** **US D858,585 S**
Jilbert et al. (45) **Date of Patent:** **** Sep. 3, 2019**

(54) **CANOPY FOR AN AERIAL WORK PLATFORM**

(71) Applicant: **JCB ACCESS LIMITED**, Uttoxeter (GB)

(72) Inventors: **Samuel John Jilbert**, Uttoxeter (GB); **Louis Gospel**, Uttoxeter (GB); **Ben Watson**, Uttoxeter (GB)

(73) Assignee: **JCB ACCESS LIMITED**, Uttoxeter (GB)

(**) Term: **15 Years**

(21) Appl. No.: **29/664,744**

(22) Filed: **Sep. 27, 2018**

Related U.S. Application Data

(62) Division of application No. 29/611,056, filed on Jul. 18, 2017, now Pat. No. Des. 846,003.

(51) **LOC (12) Cl.** **15-03**

(52) **U.S. Cl.**
USPC **D15/31**

(58) **Field of Classification Search**
USPC D15/10, 22-26, 28, 30, 31, 33; 37/379; 180/89.1, 89.12, 89.13, 900, 9.1, 9.2, 180/9.62; 414/694, 699, 722-724, 660, 414/685, 698, 719, 743
CPC .. E02F 9/0866; E02F 9/18; E02F 3/32; F01N 13/001; F01N 2590/08
See application file for complete search history.

(56) **References Cited**

U.S. PATENT DOCUMENTS

D487,575 S 3/2004 Wetzel et al.
D528,568 S 9/2006 Kuwae et al.
D534,552 S 1/2007 Yanagida
D576,182 S 9/2008 Murakami et al.

D579,465 S * 10/2008 Ochi D15/28
D582,947 S * 12/2008 Ueta D15/28
D678,358 S * 3/2013 Hiraoka D15/28
D715,330 S 10/2014 Hutchinson et al.
D717,346 S 11/2014 Ishii
D725,683 S 3/2015 Payne et al.
D749,150 S 2/2016 Payne et al.
D754,214 S 4/2016 Payne et al.
D767,644 S 9/2016 Underhill et al.
D774,113 S 12/2016 Underhill et al.
D797,159 S 9/2017 Yeu et al.
D797,160 S 9/2017 Yeu et al.

* cited by examiner

Primary Examiner — Mark A Goodwin

(74) *Attorney, Agent, or Firm* — Marshall, Gerstein & Borun LLP

(57) **CLAIM**

The ornamental design for a canopy for an aerial work platform, as shown.

DESCRIPTION

FIG. 1 is a front, left-side, and top view of a canopy for an aerial work platform, showing the new design.
FIG. 2 is a top plan view of the canopy for an aerial work platform.
FIG. 3 is a right-side elevation view of the canopy for an aerial work platform.
FIG. 4 is a front elevation view of the canopy for an aerial work platform.
FIG. 5 is a rear elevation view of the canopy for an aerial work platform.
FIG. 6 is an underside plan view of the canopy for an aerial work platform.
FIG. 7 is a left-side elevation view of the canopy for an aerial work platform; and,
FIG. 8 is a right-side, back, and top view of the canopy for an aerial work platform.

1 Claim, 5 Drawing Sheets






Fig. 1




Fig. 2




Fig. 3

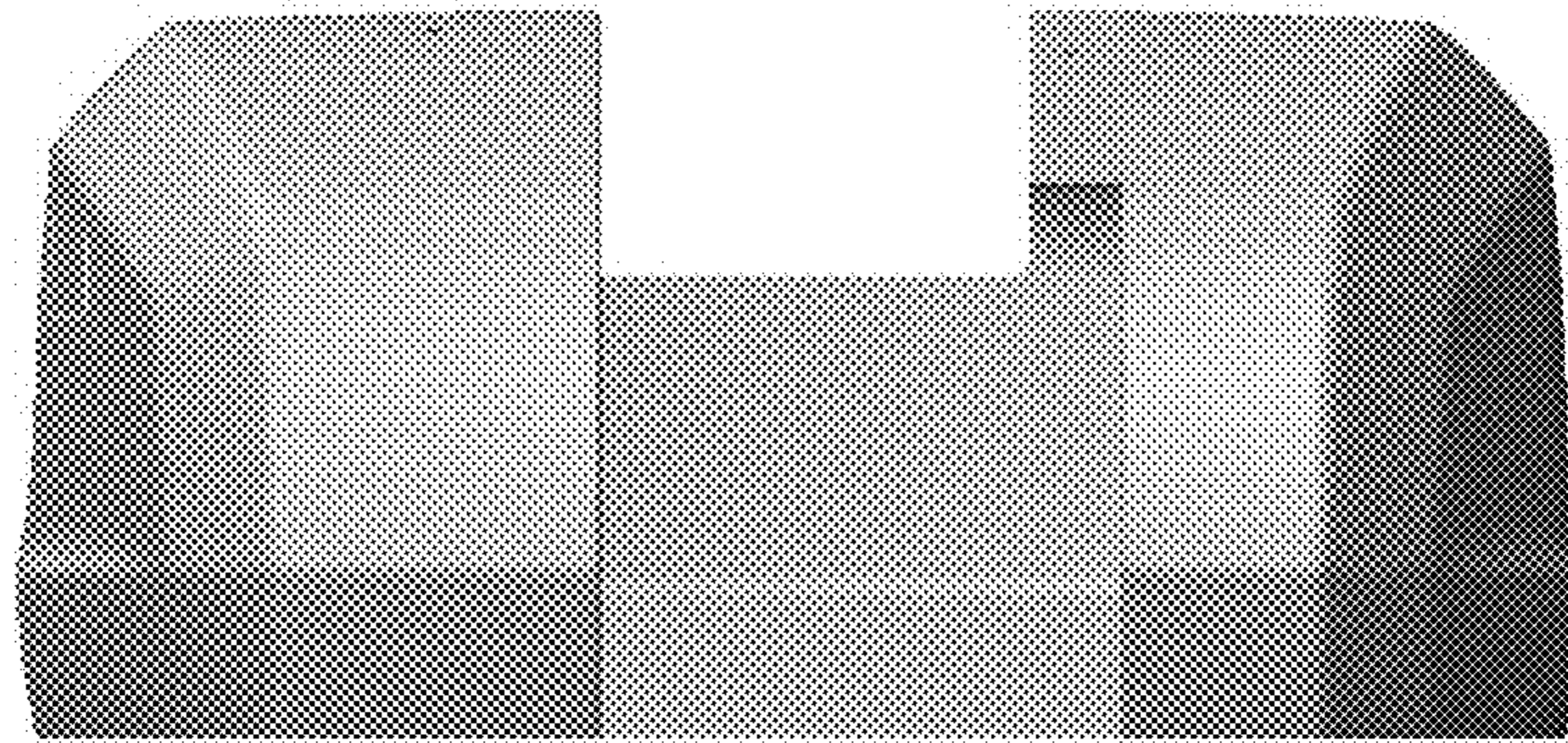


Fig. 4




Fig. 5




Fig. 6




Fig. 7




Fig. 8