



US00D858584S

(12) **United States Design Patent** (10) **Patent No.:** **US D858,584 S**
Balan et al. (45) **Date of Patent:** **** Sep. 3, 2019**

(54) **LIP SHROUD FOR A GROUND ENGAGING MACHINE IMPLEMENT**

- (71) Applicant: **Caterpillar Inc.**, Deerfield, IL (US)
- (72) Inventors: **Mihai Mircea Balan**, Dunlap, IL (US);
Douglas Serrurier, Morton, IL (US)
- (73) Assignee: **Caterpillar Inc.**, Deerfield, IL (US)
- (**) Term: **15 Years**
- (21) Appl. No.: **29/663,270**
- (22) Filed: **Sep. 13, 2018**

Related U.S. Application Data

- (63) Continuation of application No. 29/615,660, filed on Aug. 30, 2017, now Pat. No. Des. 832,309.
- (51) **LOC (12) Cl.** **15-03**
- (52) **U.S. Cl.**
USPC **D15/29**; D15/28
- (58) **Field of Classification Search**
USPC D15/11, 28, 29; 37/456, 452, 450, 446, 37/454, 449, 453, 455, 903; 403/379.5, 403/DIG. 1; 111/152; 172/724, 730, 172/766, 770, 771, 721, 713, 699, 772
CPC Y10T 29/49826; Y10T 403/589; Y10T 403/7018; Y10T 403/7075; E02F 9/28;
(Continued)

(56) **References Cited**

U.S. PATENT DOCUMENTS

- 1,959,847 A 5/1934 Buskirk
 - 2,256,488 A 9/1941 Murtaugh
 - 3,079,710 A 3/1963 Larsen et al.
- (Continued)

FOREIGN PATENT DOCUMENTS

- AU 110968 5/1991
 - AU 129471 3/1997
- (Continued)

OTHER PUBLICATIONS

U.S. Appl. No. 62/148,992, filed Apr. 17, 2015. (Unpublished).
(Continued)

Primary Examiner — Mark A Goodwin

(74) *Attorney, Agent, or Firm* — Saidman Design Law Group

(57) **CLAIM**


The ornamental design for a lip shroud for a ground engaging machine implement, as shown and described.

DESCRIPTION

FIG. 1 is a front perspective view of a lip shroud for a ground engaging machine implement showing our new design;
 FIG. 2 is a front view thereof;
 FIG. 3 is a rear view thereof;
 FIG. 4 is a left side view thereof;
 FIG. 5 is a right side view thereof;
 FIG. 6 is a top view thereof;
 FIG. 7 is a bottom view thereof;
 FIG. 8 is a front perspective view of a second embodiment thereof;
 FIG. 9 is a front view thereof;
 FIG. 10 is a rear view thereof;
 FIG. 11 is a left side view thereof;
 FIG. 12 is a right side view thereof;
 FIG. 13 is a top view thereof; and,
 FIG. 14 is a bottom view thereof.

Grayscale shading represents contour.
 The dashed broken lines illustrate structures or features which form no part of the claimed design.
 The dot-dash broken lines illustrate boundaries which form no part of the claimed design.

1 Claim, 8 Drawing Sheets



(58) **Field of Classification Search**
 CPC E02F 9/2825; E02F 9/2833; E02F 9/2866;
 E02F 9/2858; E02F 9/2808; E02F 9/2841
 See application file for complete search history.

(56) **References Cited**

U.S. PATENT DOCUMENTS

3,653,133 A 4/1972 Black et al.
 3,664,044 A 5/1972 Hahn
 D241,264 S 8/1976 Dahlberg et al.
 D242,274 S 11/1976 Dahlberg et al.
 D245,780 S 9/1977 Dahlberg et al.
 4,047,312 A 9/1977 Stepe
 D251,431 S 3/1979 Klett et al.
 4,980,980 A 1/1991 Schadov et al.
 5,016,365 A 5/1991 Robinson
 5,088,214 A 2/1992 Jones
 D336,476 S 6/1993 Garman
 5,515,625 A 5/1996 Keigley
 5,553,409 A 9/1996 Irving
 D378,006 S 2/1997 Clendenning
 D381,484 S 7/1997 Clendenning
 5,709,043 A 1/1998 Jones et al.
 5,765,301 A 6/1998 Clendenning
 D406,153 S 2/1999 Holzer et al.
 D417,877 S 12/1999 Launder et al.
 6,047,487 A 4/2000 Clendenning
 6,230,424 B1 5/2001 Renski et al.
 6,385,871 B1 5/2002 Quarfordt
 6,457,268 B1 10/2002 Perry et al.
 6,457,269 B1 10/2002 Esterhuysen et al.
 D478,599 S 8/2003 Zaayman et al.
 6,735,891 B2 5/2004 Pallas Moreno et al.
 6,745,503 B1 6/2004 Pallas Moreno et al.
 6,952,892 B1 10/2005 Bierwith
 6,990,760 B1 1/2006 Zaayman et al.
 6,993,861 B2 2/2006 Carpenter et al.
 7,080,470 B2 7/2006 Jones
 D537,846 S 3/2007 Block
 7,266,914 B2 9/2007 Grant
 D554,157 S 10/2007 Renski
 7,275,338 B2 10/2007 LaHood
 D567,825 S 4/2008 Clendenning et al.
 D567,826 S 4/2008 Clendenning et al.
 D567,827 S 4/2008 Clendenning et al.
 7,367,144 B2 5/2008 Jones et al.
 D576,644 S 9/2008 Clendenning et al.
 D602,505 S 10/2009 Ruvang
 D623,671 S 9/2010 Bolyard
 7,793,444 B2 9/2010 Jones et al.
 D624,943 S 10/2010 Gibbon
 D631,490 S 1/2011 Drager et al.
 D643,049 S 8/2011 Nickels et al.
 8,024,874 B2 9/2011 McClanahan et al.
 8,347,530 B2 1/2013 Clendenning et al.
 D676,066 S 2/2013 Attwood et al.
 D678,361 S 3/2013 Attwood et al.
 8,572,870 B2 11/2013 Kudo et al.
 D706,307 S 6/2014 Renski et al.
 D706,312 S 6/2014 Renski et al.
 D706,840 S 6/2014 Renski et al.
 D707,264 S 6/2014 Renski et al.
 8,925,220 B2 1/2015 Stangeland et al.
 D727,367 S 4/2015 Renski et al.
 D727,369 S 4/2015 Renski et al.
 D728,635 S 5/2015 Kunz
 D728,636 S 5/2015 Kunz
 D741,375 S 10/2015 Hooijmans
 D741,918 S 10/2015 Hooijmans
 9,260,839 B2 2/2016 Kunz
 D751,610 S 3/2016 Serrurier et al.
 9,315,972 B2 4/2016 Anisy et al.
 9,404,240 B2 8/2016 Kunz
 D766,994 S 9/2016 Kunz
 D767,647 S 9/2016 Kunz
 D769,946 S 10/2016 Kunz

9,518,379 B2 12/2016 Kunz
 D779,566 S 2/2017 Cronk
 9,644,348 B2 5/2017 Balan et al.
 D797,162 S 9/2017 Kunz
 D797,163 S 9/2017 Kunz
 D803,899 S 11/2017 Serrurier et al.
 D805,562 S 12/2017 Serrurier et al.
 D806,139 S 12/2017 Serrurier et al.
 D806,140 S 12/2017 Serrurier et al.
 D806,141 S 12/2017 Serrurier et al.
 D806,142 S 12/2017 Serrurier et al.
 9,856,629 B1 1/2018 Kunz
 D840,441 S 2/2019 Serrurier et al.
 D842,345 S * 3/2019 Kunz D15/29
 D842,347 S * 3/2019 Bjerke D15/29
 2003/0024139 A1 2/2003 Jones et al.
 2004/0107608 A1 6/2004 Meyers et al.
 2004/0216335 A1 11/2004 Jones
 2006/0117613 A1 6/2006 Jones et al.
 2008/0092413 A1 4/2008 McClanahan et al.
 2012/0304508 A1 12/2012 Guimaraes et al.
 2013/0008062 A1 1/2013 Guimaraes et al.
 2013/0086825 A1 4/2013 Renski et al.
 2013/0185964 A1 7/2013 Anisy et al.
 2013/0318840 A1 12/2013 Ollinger, IV et al.
 2014/0082976 A1 3/2014 Vicq et al.
 2014/0082977 A1 3/2014 Pilon
 2014/0173949 A1 6/2014 Karlsson et al.
 2015/0211215 A1 7/2015 Dallard et al.
 2015/0247306 A1 9/2015 Kunz
 2016/0356024 A1 12/2016 Gandy et al.
 2017/0073938 A1 3/2017 Bjerke et al.

FOREIGN PATENT DOCUMENTS

AU 139678 7/1999
 AU 143089 7/2000
 AU 143850 5/2001
 AU 300371 12/2004
 AU 308226 8/2006
 AU 340513 1/2012
 CL 199502068 10/1996
 CL 199800391 11/1998
 CL 199901193 10/1999
 CL 199900223 11/1999
 CL 199901457 12/1999
 CL 199901583 6/2000
 CL 200501785 7/2005
 CL 200503115 9/2006
 CL 200503116 9/2006
 CL 200800173 8/2008
 CL 200800174 8/2008
 CL 200802524 1/2009
 CL 200801735 5/2009
 CL 200801764 7/2009
 CL 200602263 8/2010
 CL 201000618 11/2010
 CL 201000739 12/2010
 CL 201200732 3/2012
 CL 201200733 3/2012
 CL 201200291 11/2012
 CL 201302335 8/2013
 CN 201430307106.7 4/2015
 SE 49795 5/1991
 SE 49849 5/1991
 SE 50326 8/1991
 WO WO 2007/016719 A1 2/2007

OTHER PUBLICATIONS

U.S. Appl. No. 62/149,077, filed Apr. 17, 2015. (Unpublished).
 U.S. Appl. No. 62/149,161, filed Apr. 17, 2015. (Unpublished).
 U.S. Appl. No. 62/149,229, filed Apr. 17, 2015. (Unpublished).
 U.S. Appl. No. 15/622,984, filed Apr. 14, 2017. (Unpublished).
 U.S. Appl. No. 15/622,997, filed Apr. 14, 2017. (Unpublished).
 U.S. Appl. No. 29/611,467, filed Jul. 21, 2017. (Unpublished).
 U.S. Appl. No. 29/621,761, filed Oct. 11, 2017. (Unpublished).

(56)

References Cited

OTHER PUBLICATIONS

U.S. Appl. No. 29/621,766, filed Oct. 11, 2017. (Unpublished).

* cited by examiner




Fig. 1

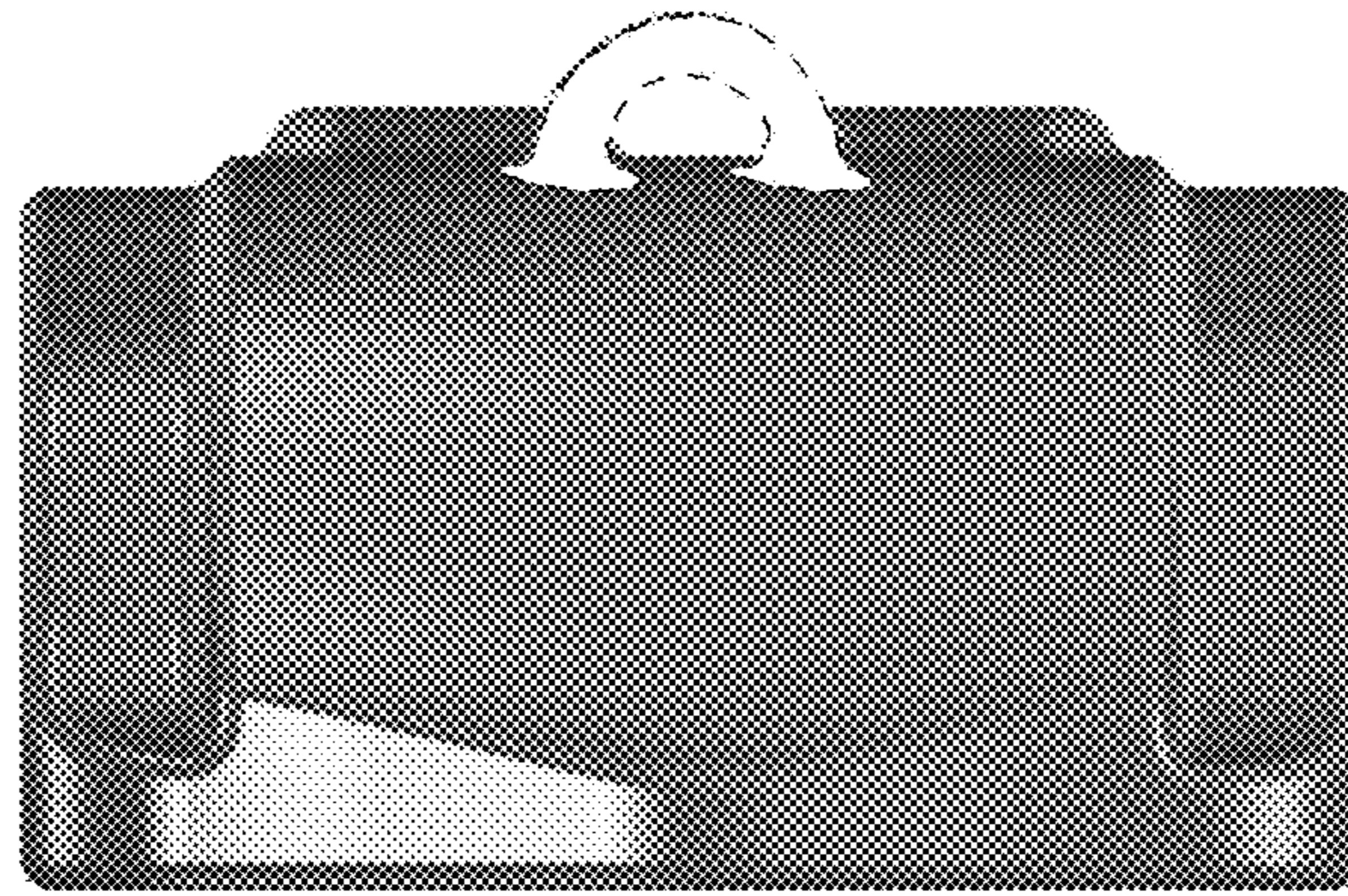


Fig. 2

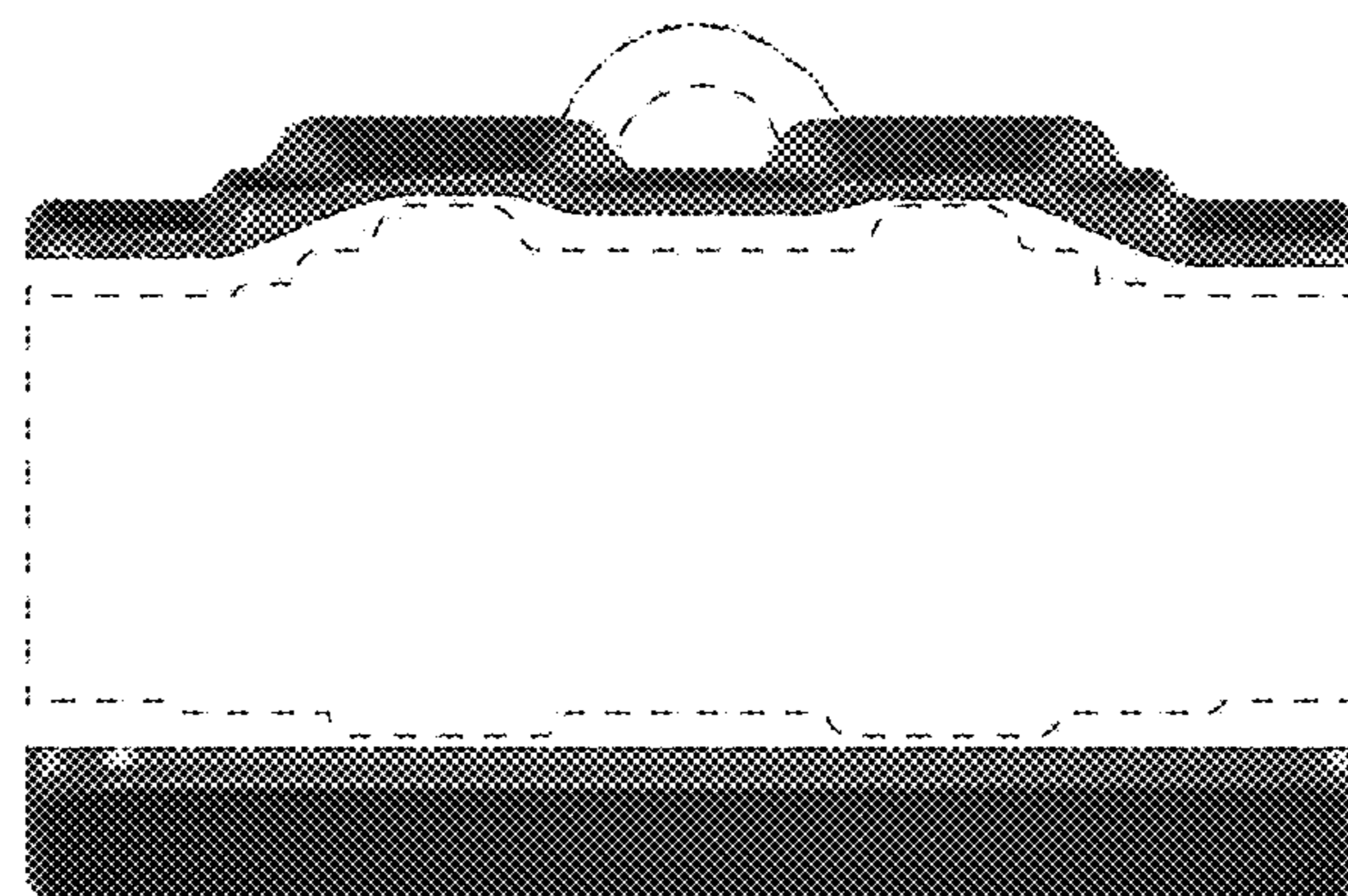


Fig. 3

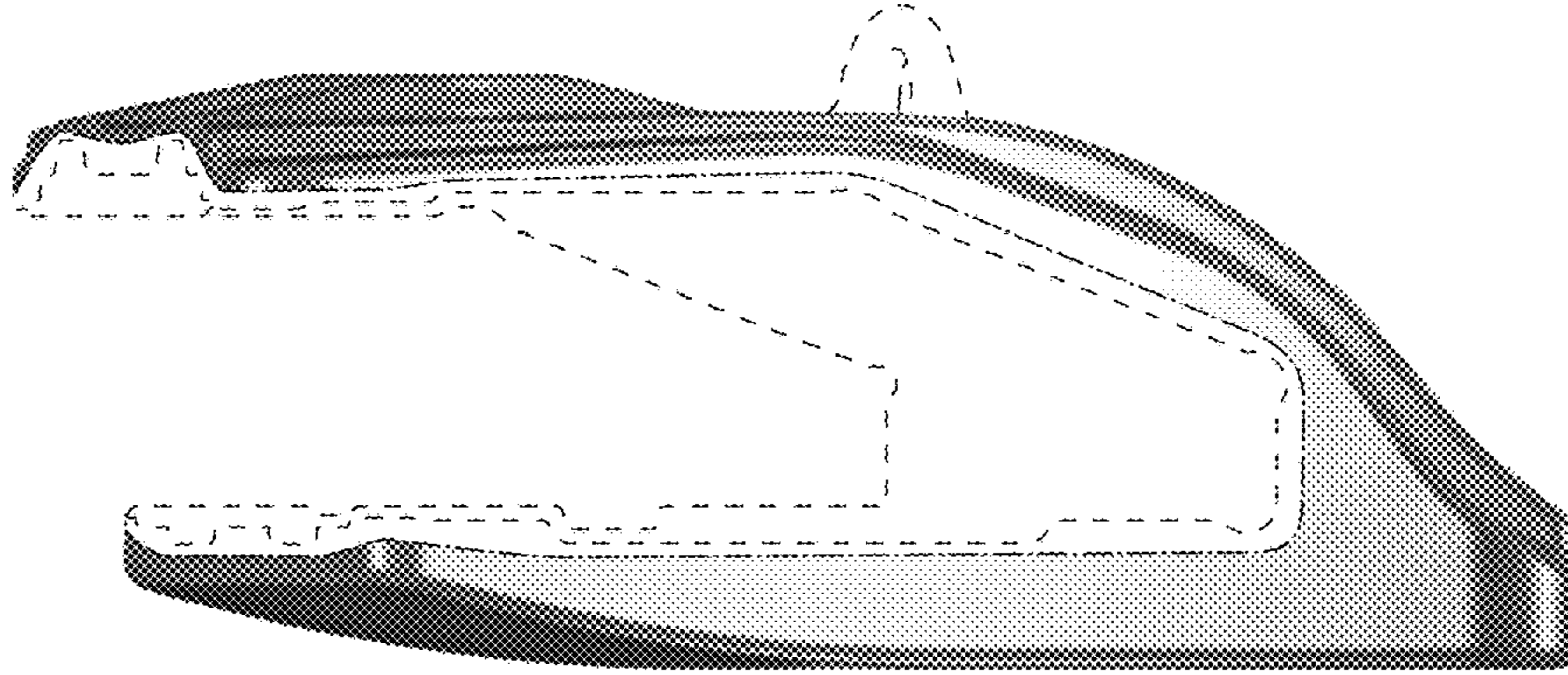


Fig. 4

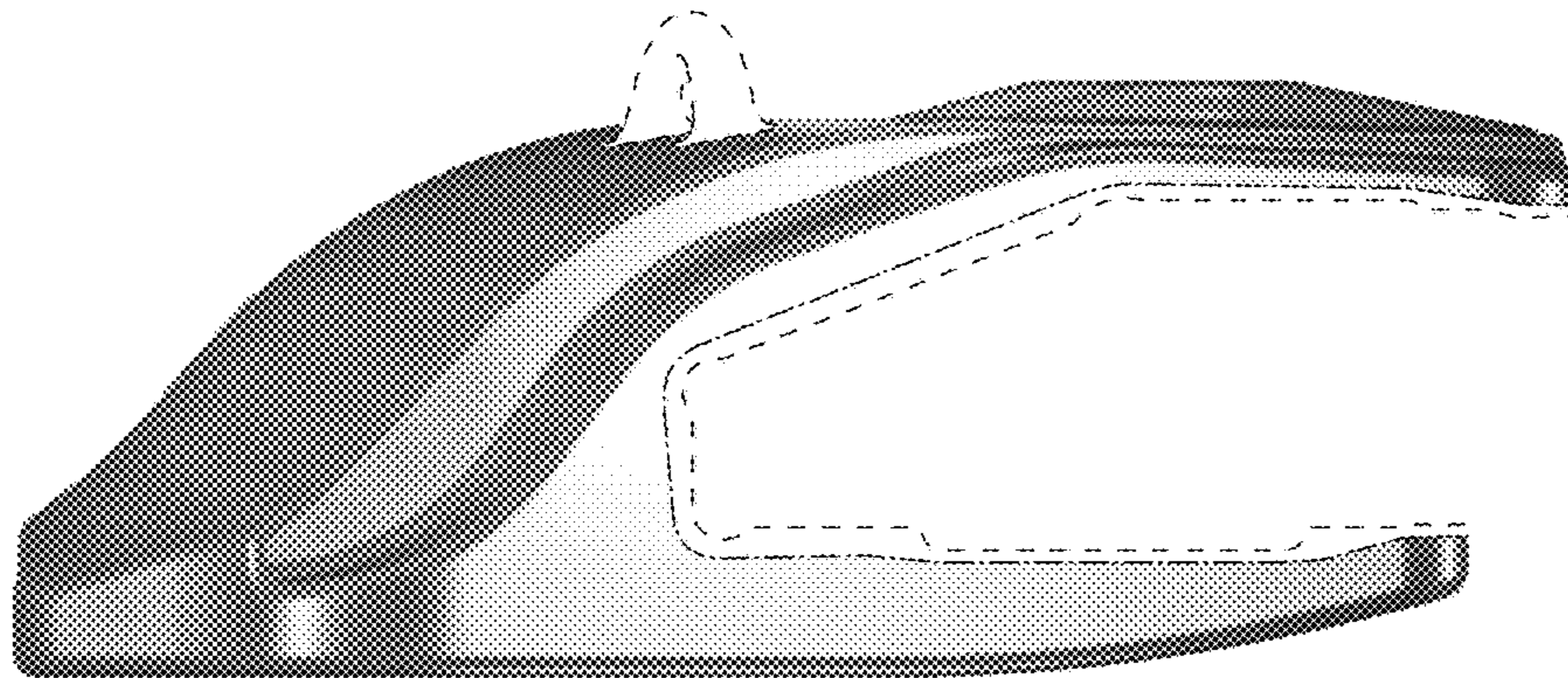


Fig. 5




Fig. 6




Fig. 7



Fig. 8




Fig. 9

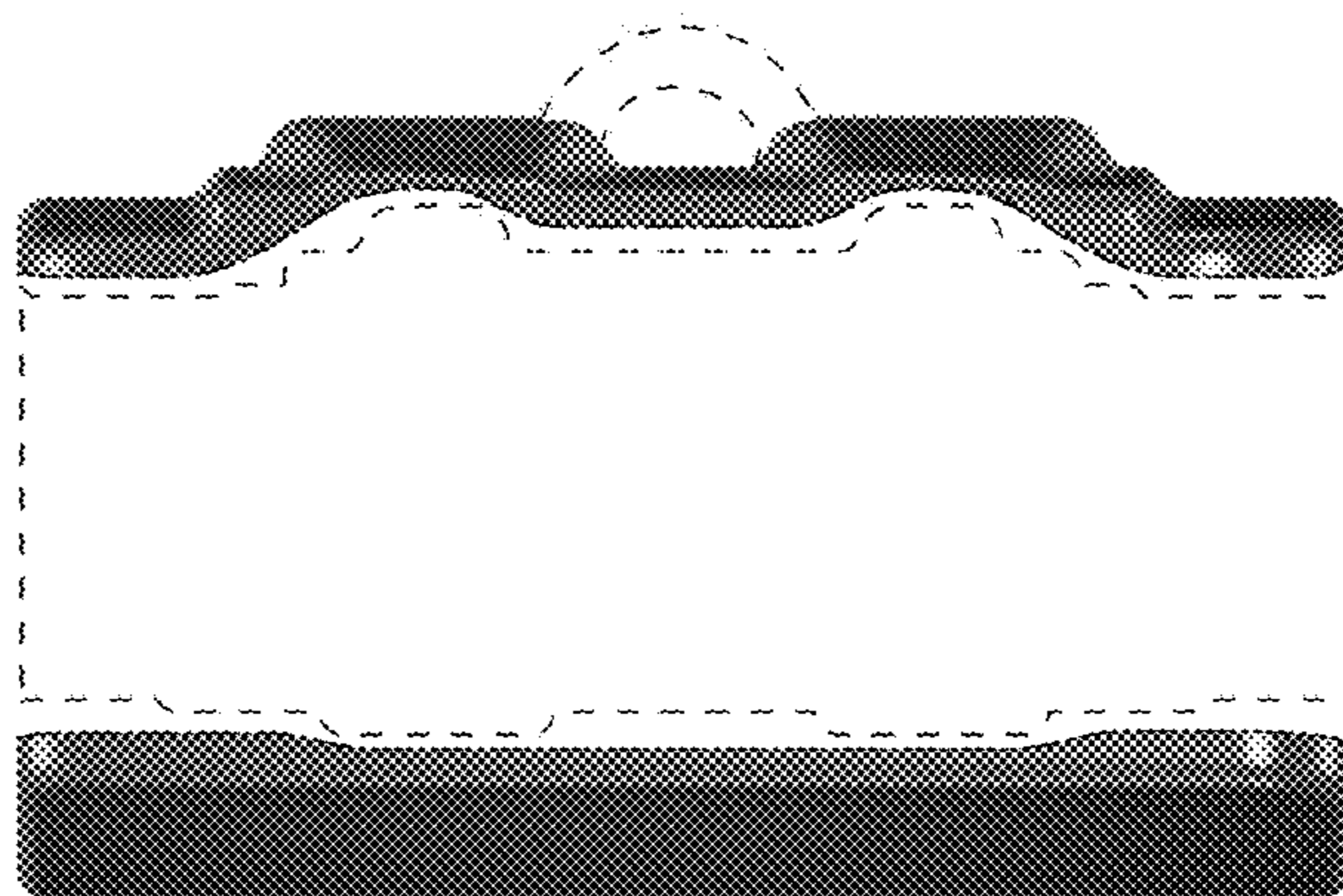


Fig. 10

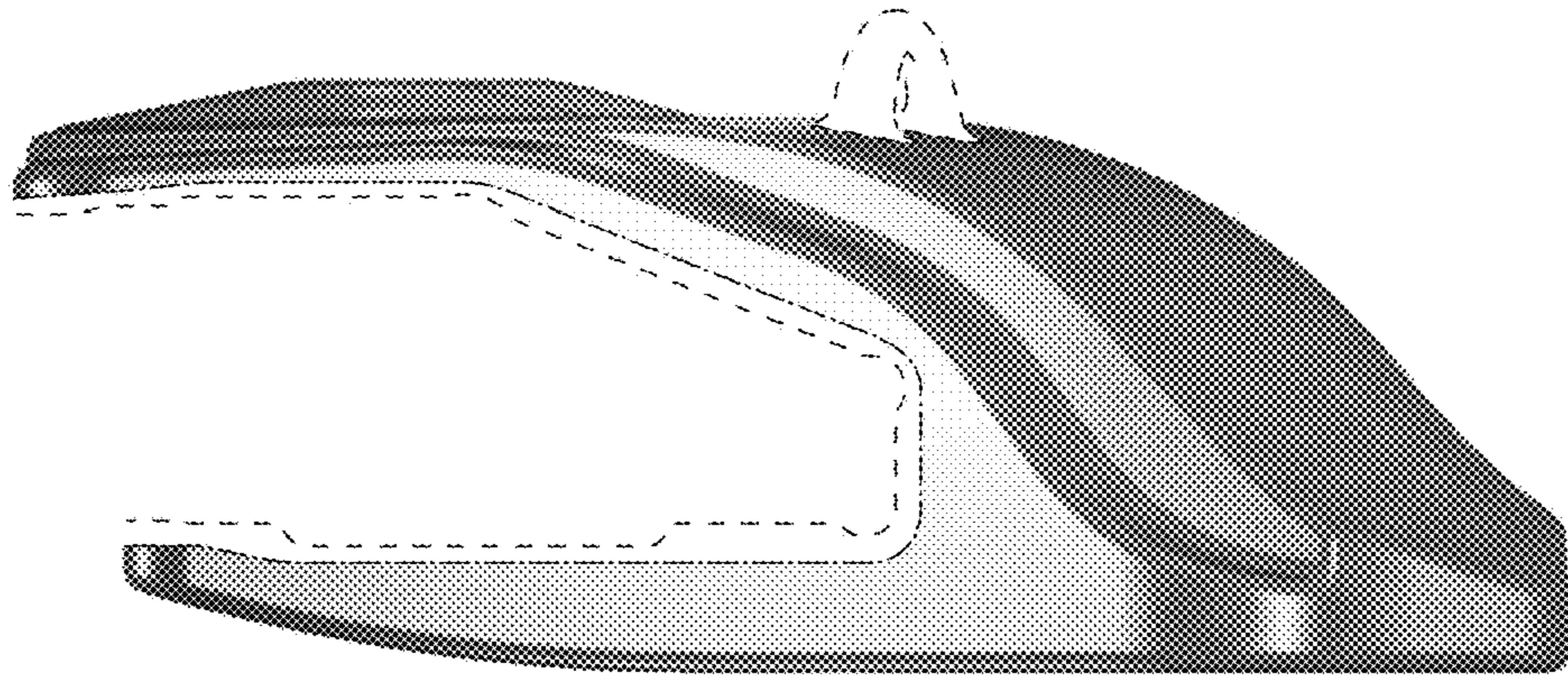


Fig. 11

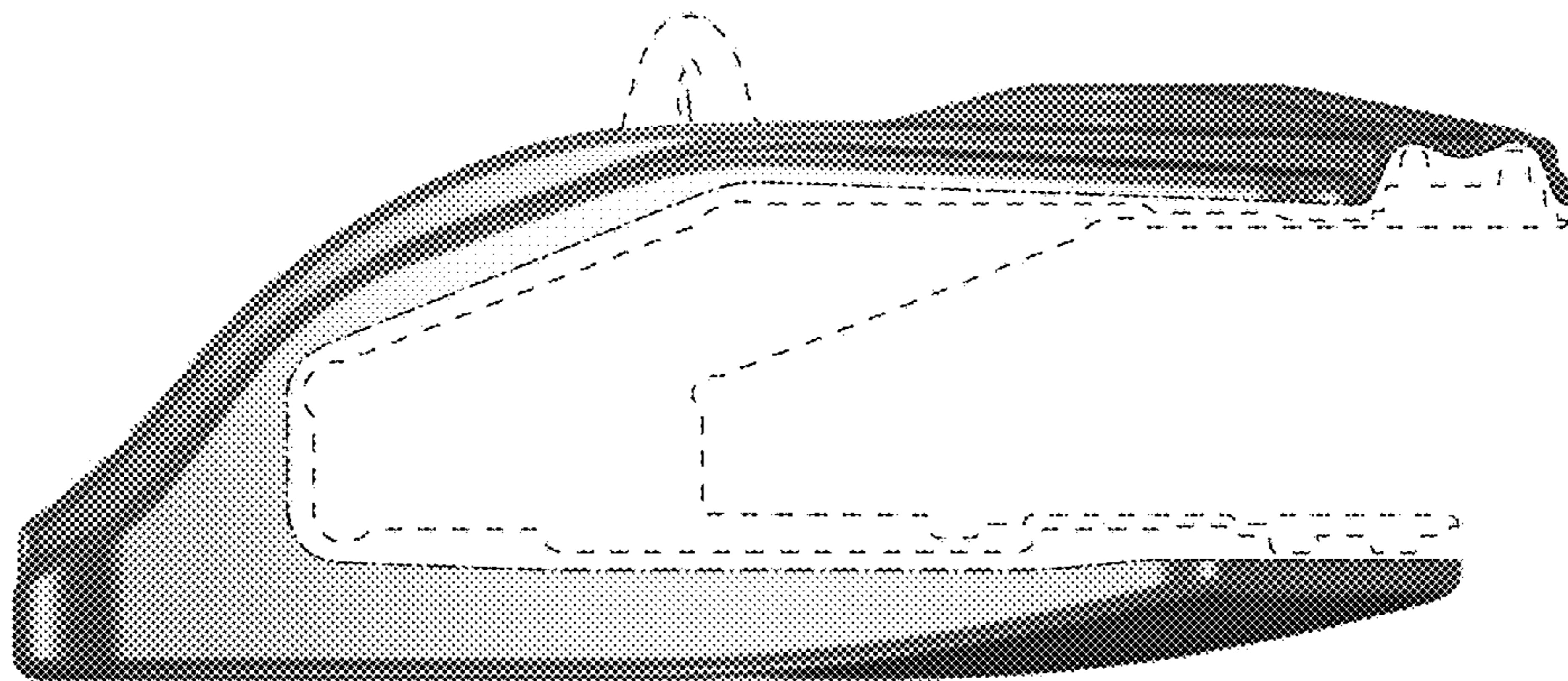


Fig. 12

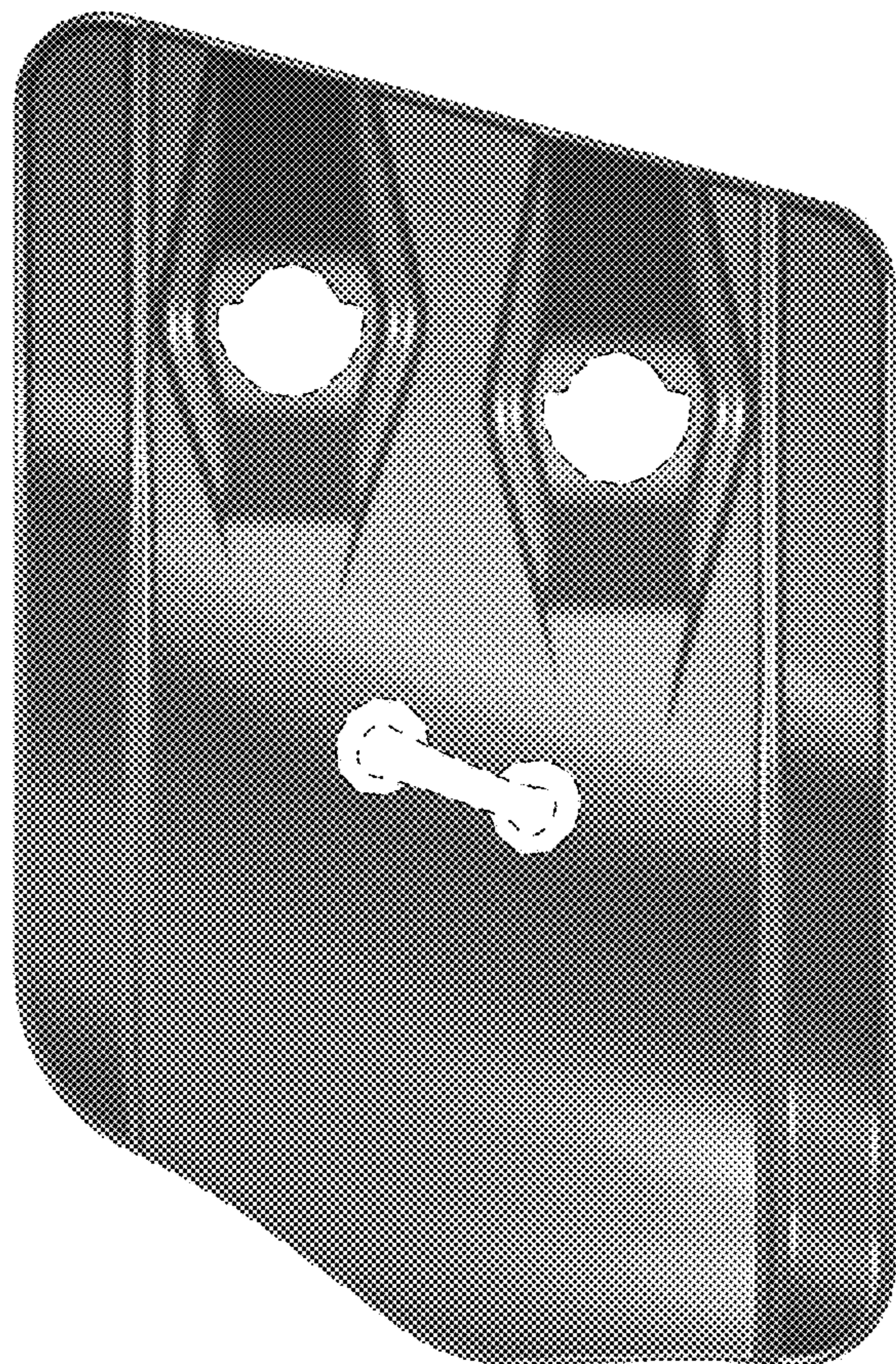


Fig. 13




Fig. 14