



US00D858545S

(12) **United States Design Patent** (10) **Patent No.:** **US D858,545 S**
Hazam et al. (45) **Date of Patent:** **** Sep. 3, 2019**

(54) **DISPLAY SCREEN OR PORTION THEREOF WITH GRAPHICAL USER INTERFACE**

(71) Applicant: **Navy Federal Credit Union**, Vienna, VA (US)

(72) Inventors: **Mitchell P. Hazam**, Gainesville, VA (US); **Jean-Luc V. Girard**, Warrenton, VA (US)

(73) Assignee: **Navy Federal Credit Union**, Vienna, VA (US)

(**) Term: **15 Years**

(21) Appl. No.: **29/581,232**

(22) Filed: **Oct. 17, 2016**

(51) **LOC (12) Cl.** **14-04**

(52) **U.S. Cl.**
USPC **D14/486**

(58) **Field of Classification Search**
USPC D14/485-495
CPC G06F 3/0482; G06Q 20/108
See application file for complete search history.

(56) **References Cited**

U.S. PATENT DOCUMENTS

D587,725 S *	3/2009	Krieter	D14/486
D625,317 S *	10/2010	Jewitt	D14/485
D640,265 S *	6/2011	Brouwers	D14/486
D656,944 S *	4/2012	Lee	D14/486
D698,805 S *	2/2014	Davis	D14/486
D717,329 S *	11/2014	Lin	D14/486
D729,266 S *	5/2015	Xu	D14/486
D733,176 S *	6/2015	Lin	D14/486
D733,737 S *	7/2015	Omiya	D14/486

D735,746 S *	8/2015	Zuckerberg	D14/486
D743,424 S *	11/2015	Danielyan	D14/486
D744,507 S *	12/2015	Fujioka	D14/486
D746,311 S *	12/2015	Ta	G06Q 30/0241 D14/485
D752,601 S *	3/2016	Lam	D14/485
D752,616 S *	3/2016	Kouvas	D14/486
D757,771 S *	5/2016	Drozd	D14/486
D764,481 S *	8/2016	Omiya	D14/485
D769,270 S *	10/2016	Hazam	D14/486
D778,932 S *	2/2017	Hotchkiss	D14/486
D779,514 S *	2/2017	Baris	D14/486
2014/0136407 A1 *	5/2014	Hazam	G06Q 20/108 705/42
2017/0201527 A1 *	7/2017	Bedi	H04L 63/105

* cited by examiner

Primary Examiner — Richelle G Shelton

(74) *Attorney, Agent, or Firm* — Hunton Andrews Kurth LLP

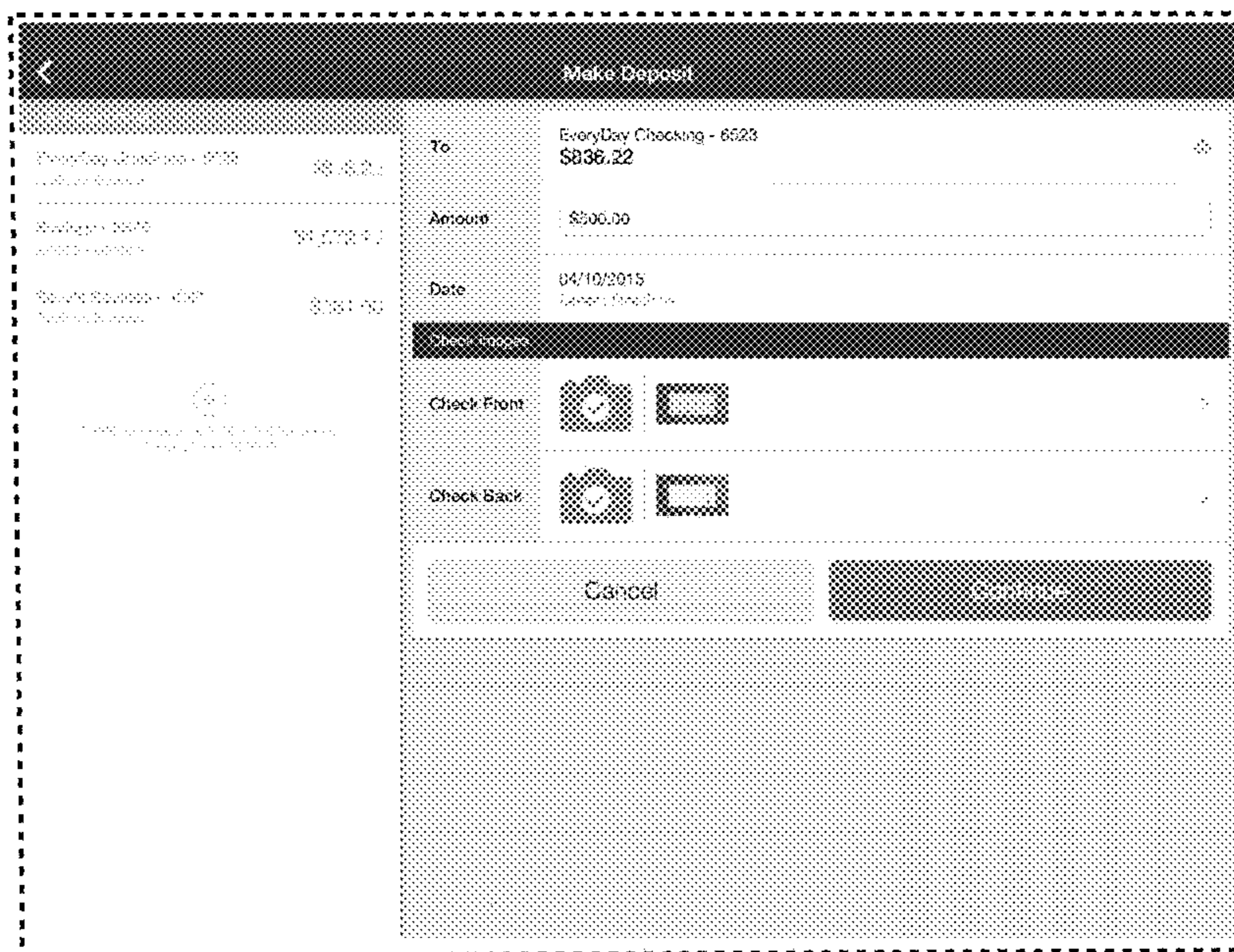
(57) **CLAIM**

The ornamental design for a display screen or portion thereof with graphical user interface, as shown and described.

DESCRIPTION

The contents of U.S. application Ser. No. 29/450,071, filed Mar. 15, 2013, are incorporated herein in their entirety. FIG. 1 depicts a front view of a display screen or portion thereof with graphical user interface showing the new design; and, FIG. 2 depicts a second embodiment thereof. The broken lines in the drawings represent the display screen or portion thereof and form no part of the claimed design.

1 Claim, 2 Drawing Sheets



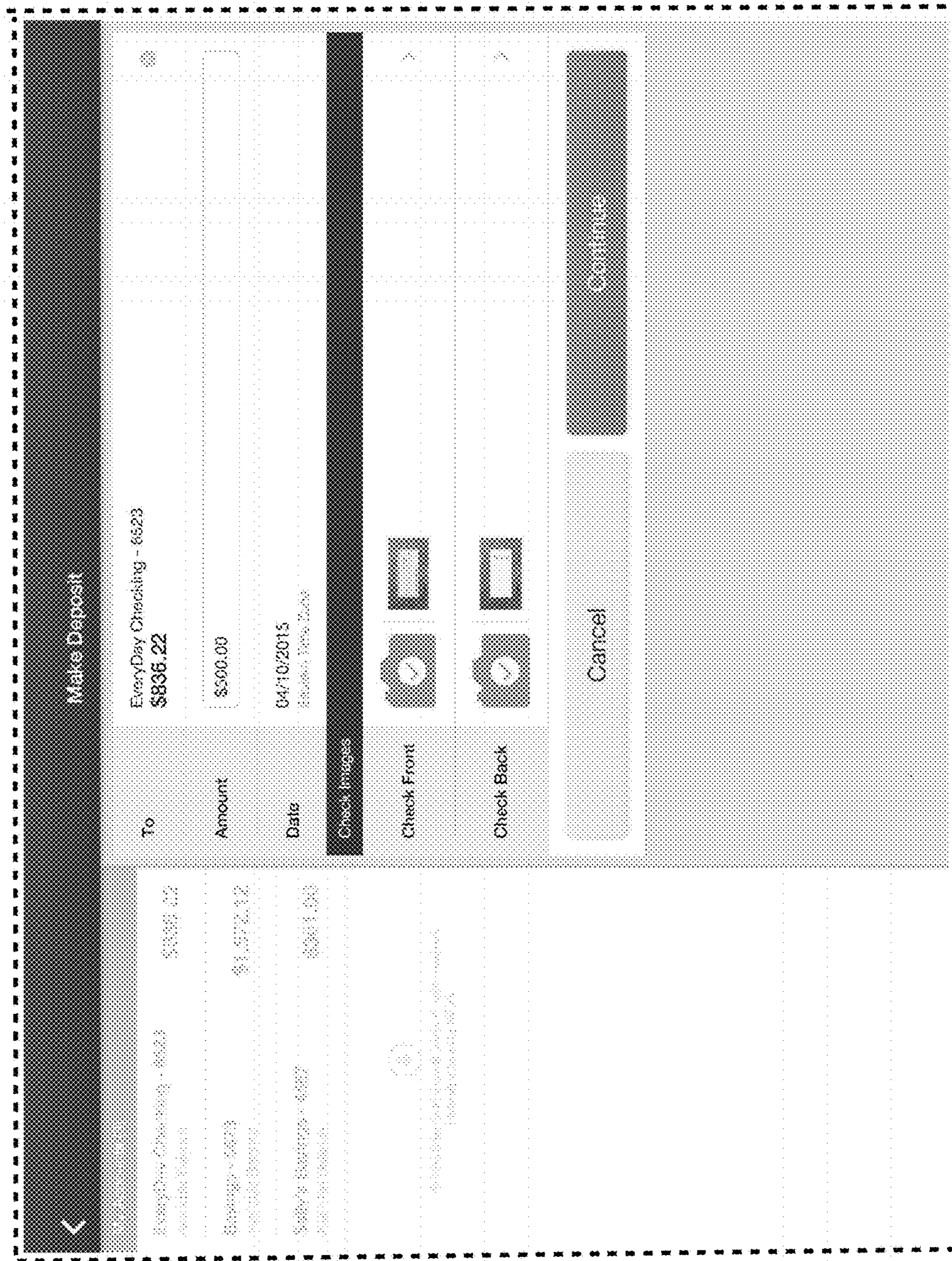


FIG. 1

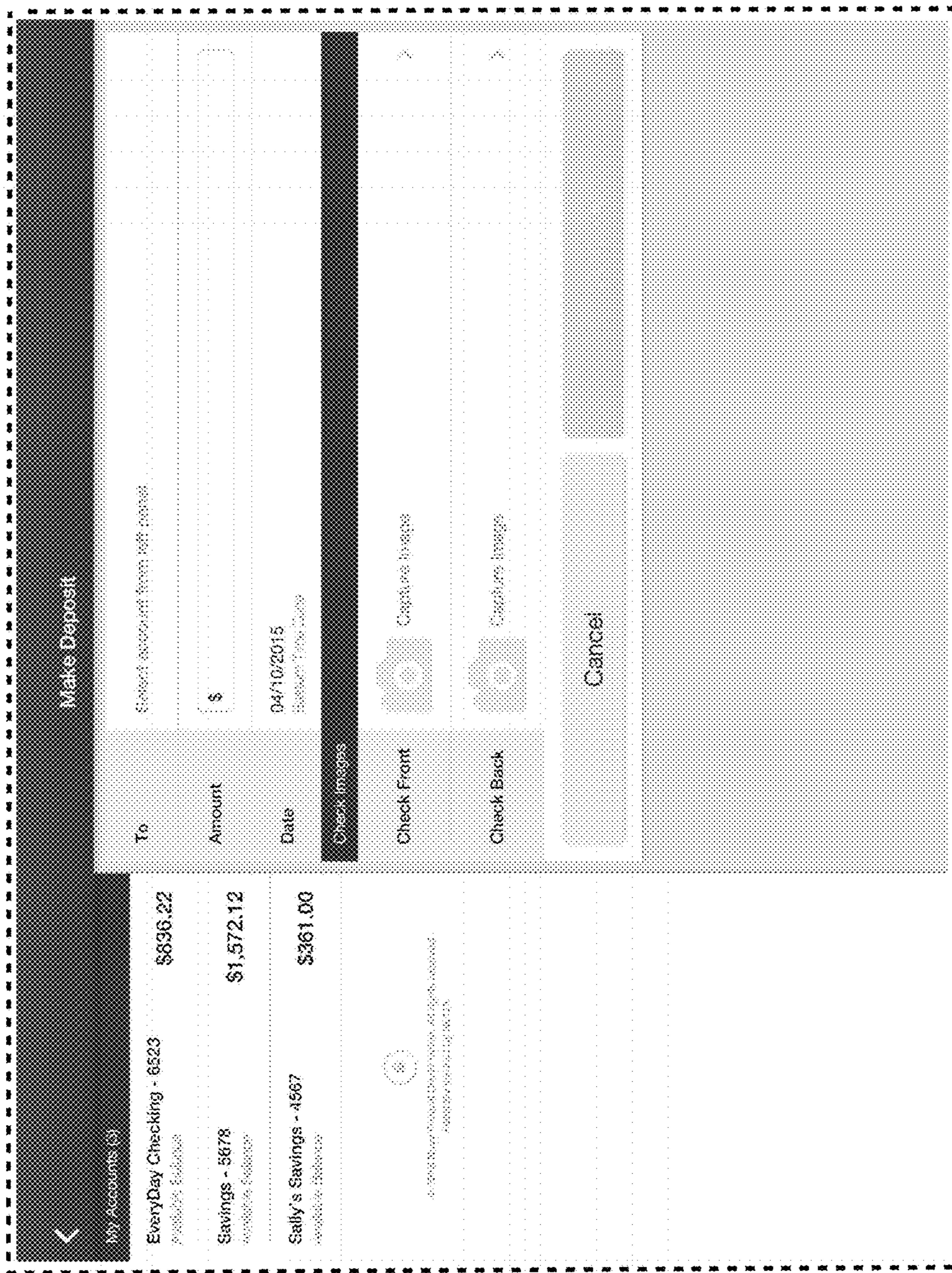


FIG. 2