



US00D858534S

(12) **United States Design Patent**
Harvey et al.

(10) **Patent No.:** **US D858,534 S**

(45) **Date of Patent:** **** Sep. 3, 2019**

(54) **DISPLAY SCREEN OR PORTION THEREOF WITH ANIMATED GRAPHICAL USER INTERFACE**

(71) Applicant: **Lyft, Inc.**, San Francisco, CA (US)

(72) Inventors: **Michelle Venetucci Harvey**, San Francisco, CA (US); **Patrick Wong**, San Francisco, CA (US); **Frank Yoo**, San Francisco, CA (US)

(73) Assignee: **LYFT, INC.**, San Francisco, CA (US)

(**) Term: **15 Years**

(21) Appl. No.: **29/586,373**

(22) Filed: **Dec. 2, 2016**

(51) **LOC (12) Cl.** **14-04**

(52) **U.S. Cl.**
USPC **D14/485**

(58) **Field of Classification Search**
USPC D14/485-495
CPC G06F 17/211; G06F 17/212; G06F 3/1251;
G06F 3/0481; G06F 2203/04807
See application file for complete search history.

(56) **References Cited**

U.S. PATENT DOCUMENTS

D621,846 S *	8/2010	Rasmussen	D14/486
D636,398 S *	4/2011	Matas	D14/486
D649,973 S *	12/2011	Matas	D14/486
D676,857 S *	2/2013	MacManus	D14/486
D686,221 S *	7/2013	Brinda	D14/486
D715,820 S *	10/2014	Rebstock	D14/486
D718,779 S *	12/2014	Hang Sik	D14/486
D732,049 S	6/2015	Amin		
D734,349 S	7/2015	Amin et al.		
D738,901 S	9/2015	Amin		
D743,978 S	11/2015	Amin		
9,230,292 B2	1/2016	Amin et al.		
D750,110 S	2/2016	Amin et al.		

9,268,407 B1 *	2/2016	Noble	G06F 3/0488
D759,032 S	6/2016	Amin et al.		
D767,587 S *	9/2016	Jou	D14/485
D768,642 S *	10/2016	Li	D14/485
D769,888 S *	10/2016	Li	D14/485
D773,523 S *	12/2016	Kisselev	D14/488

(Continued)

Primary Examiner — Darlington Ly

Assistant Examiner — Daniel J Domino

(74) *Attorney, Agent, or Firm* — Keller Jolley Preece

(57) **CLAIM**

The ornamental design for a display screen or portion thereof with animated graphical user interface, as shown and described.

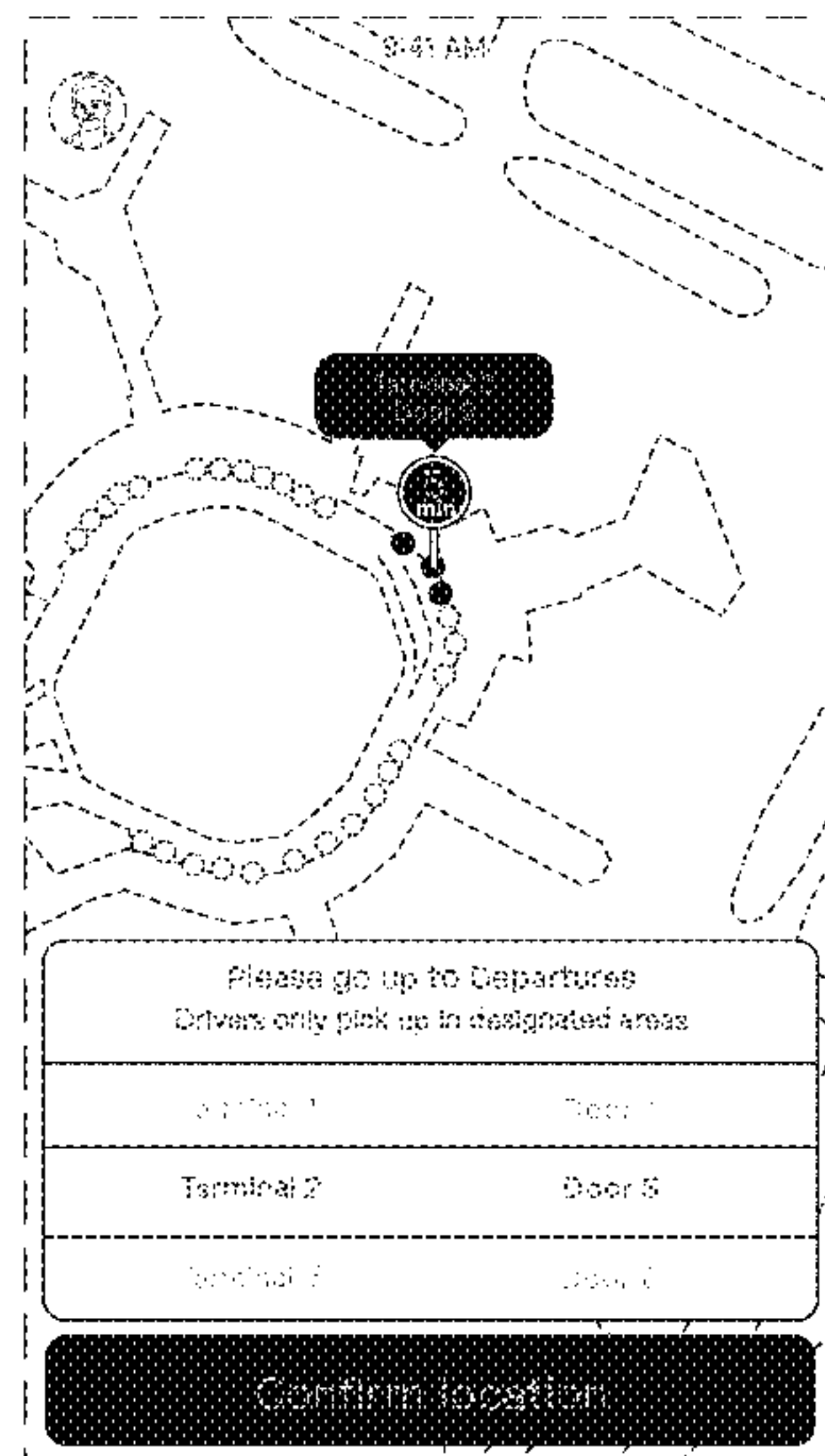
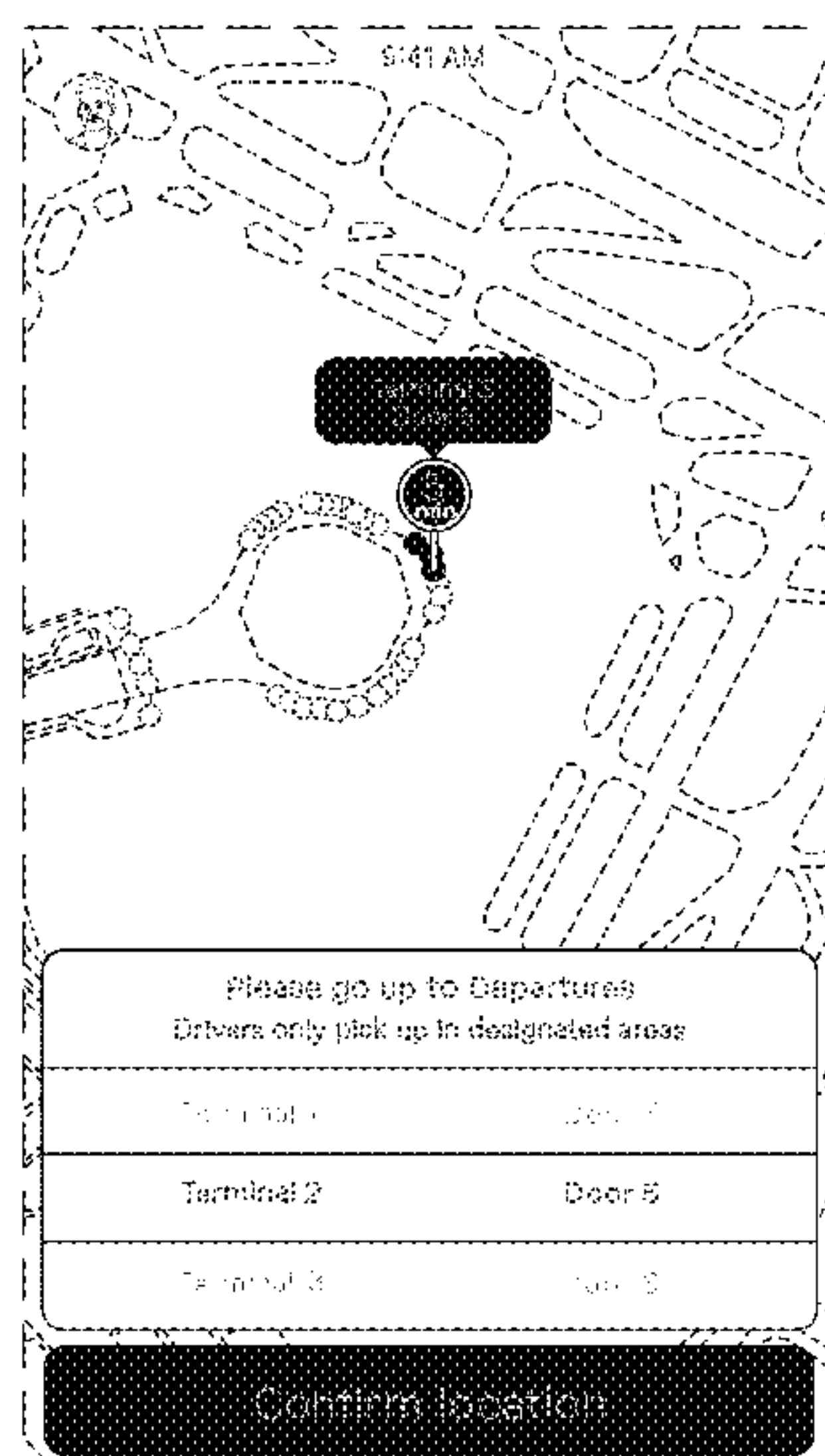
DESCRIPTION

FIG. 1 is a front view of a display screen or portion thereof with animated graphical user interface showing a first image in a sequence showing our new design; FIG. 2 is a second image in the sequence thereof; FIG. 3 is a third image in the sequence thereof; FIG. 4 is a fourth image in the sequence thereof; FIG. 5 is a fifth image in the sequence thereof; FIG. 6 is a front view of a display screen or portion thereof with animated graphical user interface showing a first image in a sequence showing our new design according to a second embodiment; FIG. 7 is a second image thereof; and, FIG. 8 is a third image thereof.

The outermost broken line showing of a display screen or portion thereof and the other broken lines showing elements of the graphical user interface illustrate portions of the article and do not form part of the claimed design.

The appearance of the animated graphical user interface transitions sequentially between FIGS. 1-5 in embodiment 1 and FIGS. 6-8 in embodiment 2. The process or period in which one image transitions to another forms no part of the claimed design.

1 Claim, 8 Drawing Sheets



(56)

References Cited

U.S. PATENT DOCUMENTS

D776,147	S *	1/2017	Simmons	D14/486
D776,148	S *	1/2017	Heo	D14/487
9,536,271	B2	1/2017	Kalanick et al.		
D780,775	S *	3/2017	Rad	D14/485
D780,798	S *	3/2017	Yang	D14/485
D781,882	S *	3/2017	Rad	D14/485
D789,943	S *	6/2017	Iyer	D14/485
D797,133	S *	9/2017	Marcolongo	D14/486
D800,744	S *	10/2017	Jitkoff	D14/485
D818,480	S *	5/2018	Ricky	D14/486
D819,059	S *	5/2018	O'Toole	D14/485
D819,060	S *	5/2018	Friedman	D14/485
D819,068	S *	5/2018	Scheel	D14/486
D820,855	S *	6/2018	Naghdy	D14/485
D830,375	S *	10/2018	Phillips	D14/485
D830,376	S *	10/2018	Naghdy	D14/485
D831,034	S *	10/2018	Hoang	D14/485
2010/0325194	A1 *	12/2010	Williamson	H04W 4/02 709/203
2011/0046876	A1 *	2/2011	Pan	G01C 21/3682 701/533
2016/0321524	A1 *	11/2016	Rubinton	G06K 15/1802

* cited by examiner

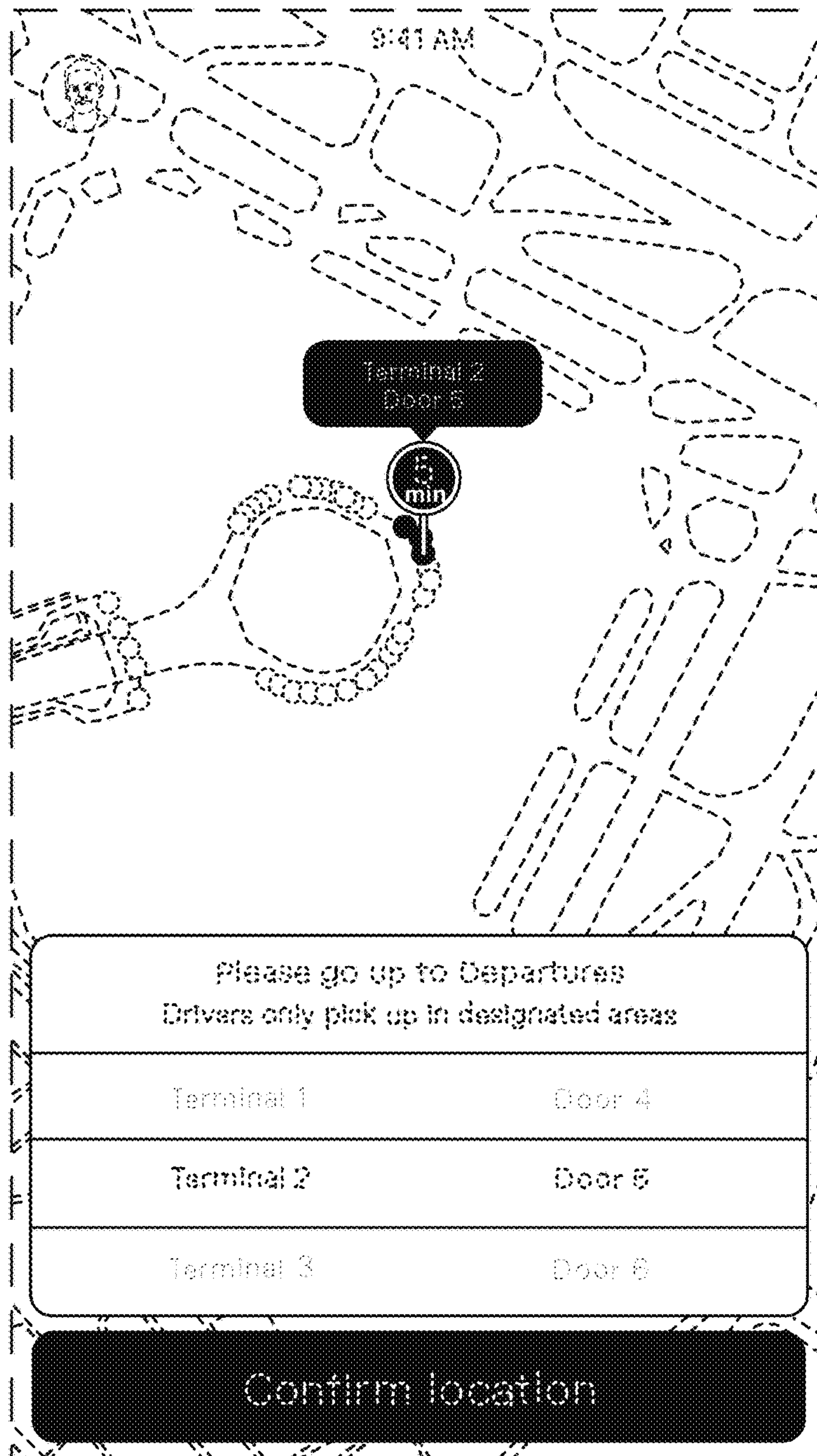


FIG. 1

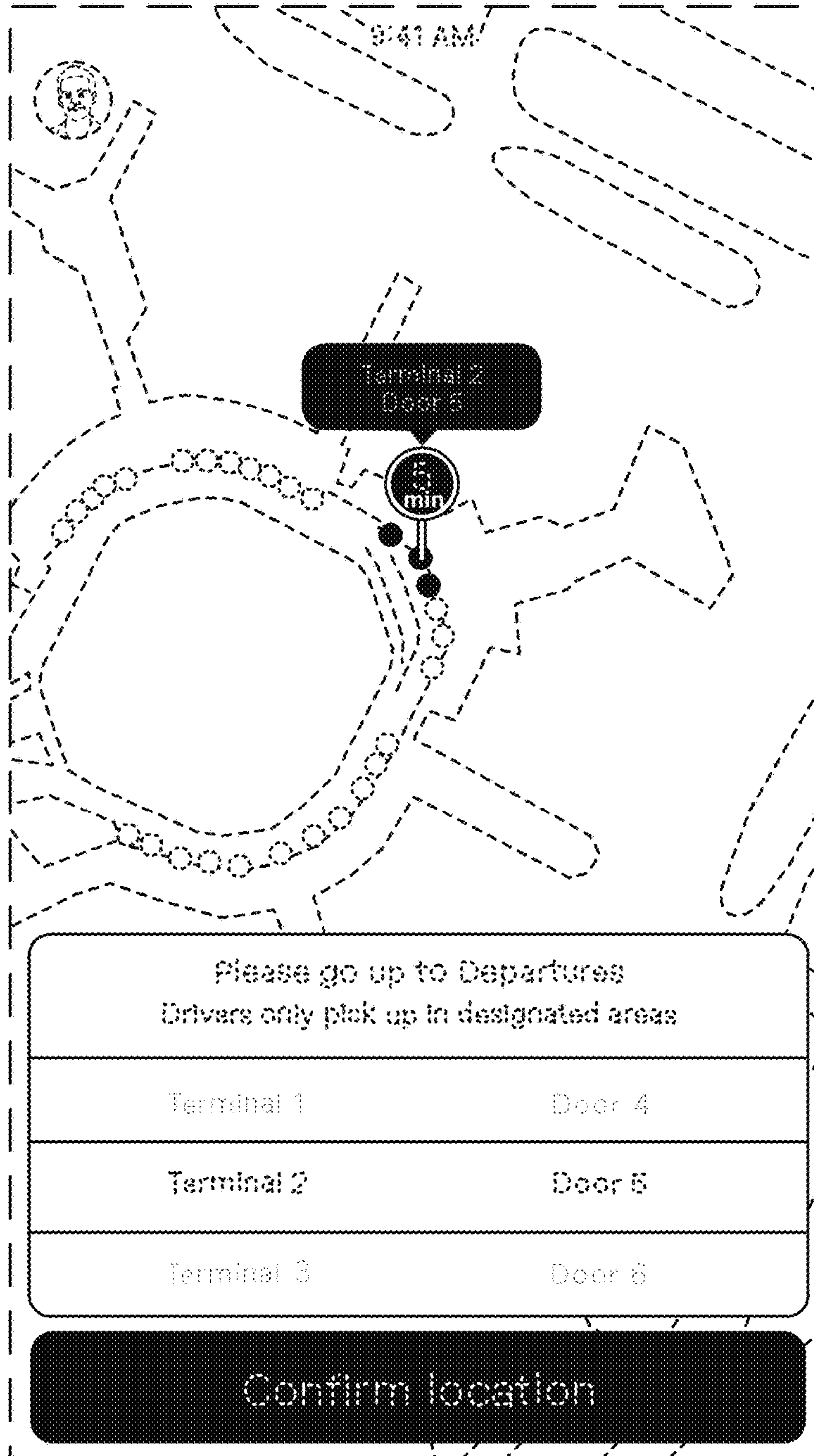


FIG. 2

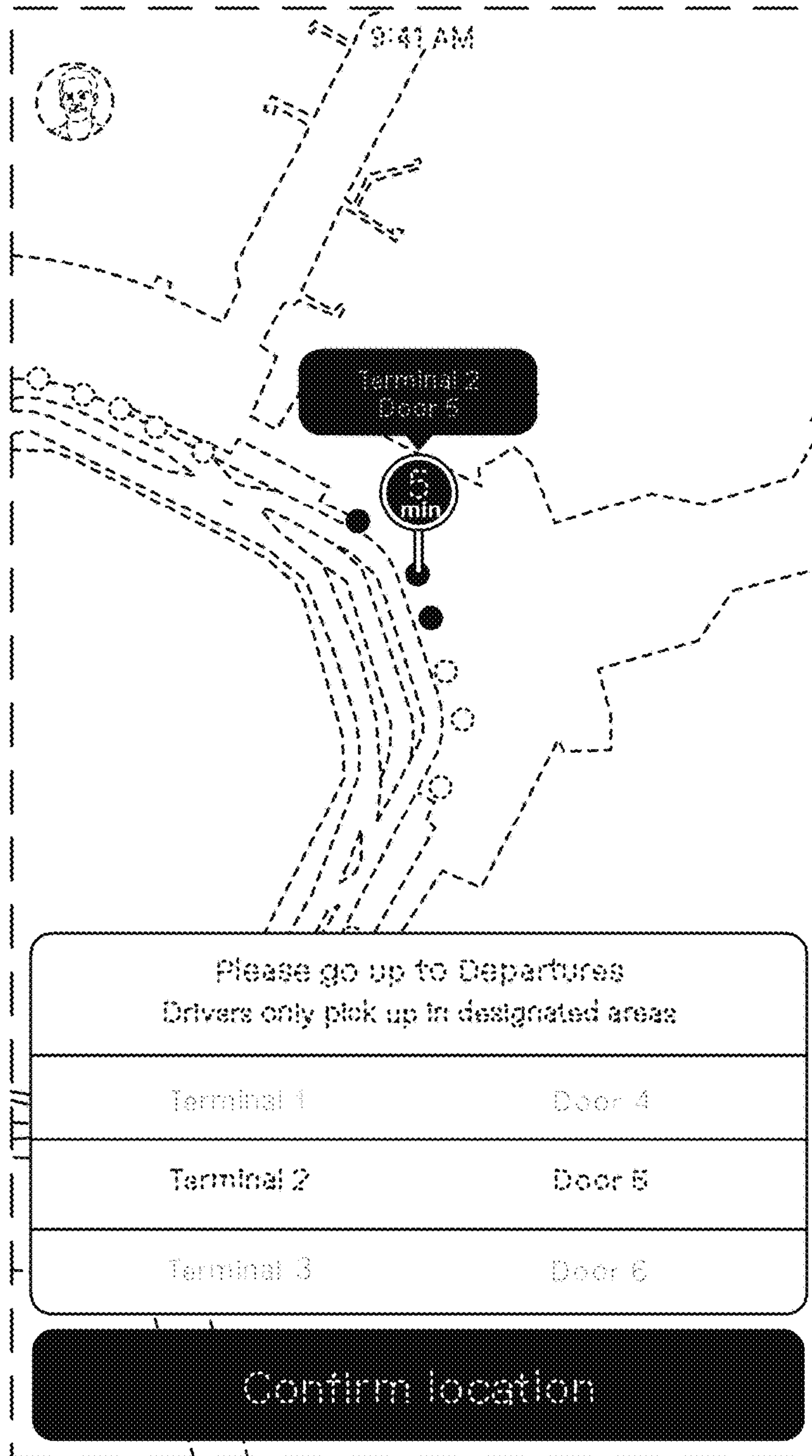


FIG. 3

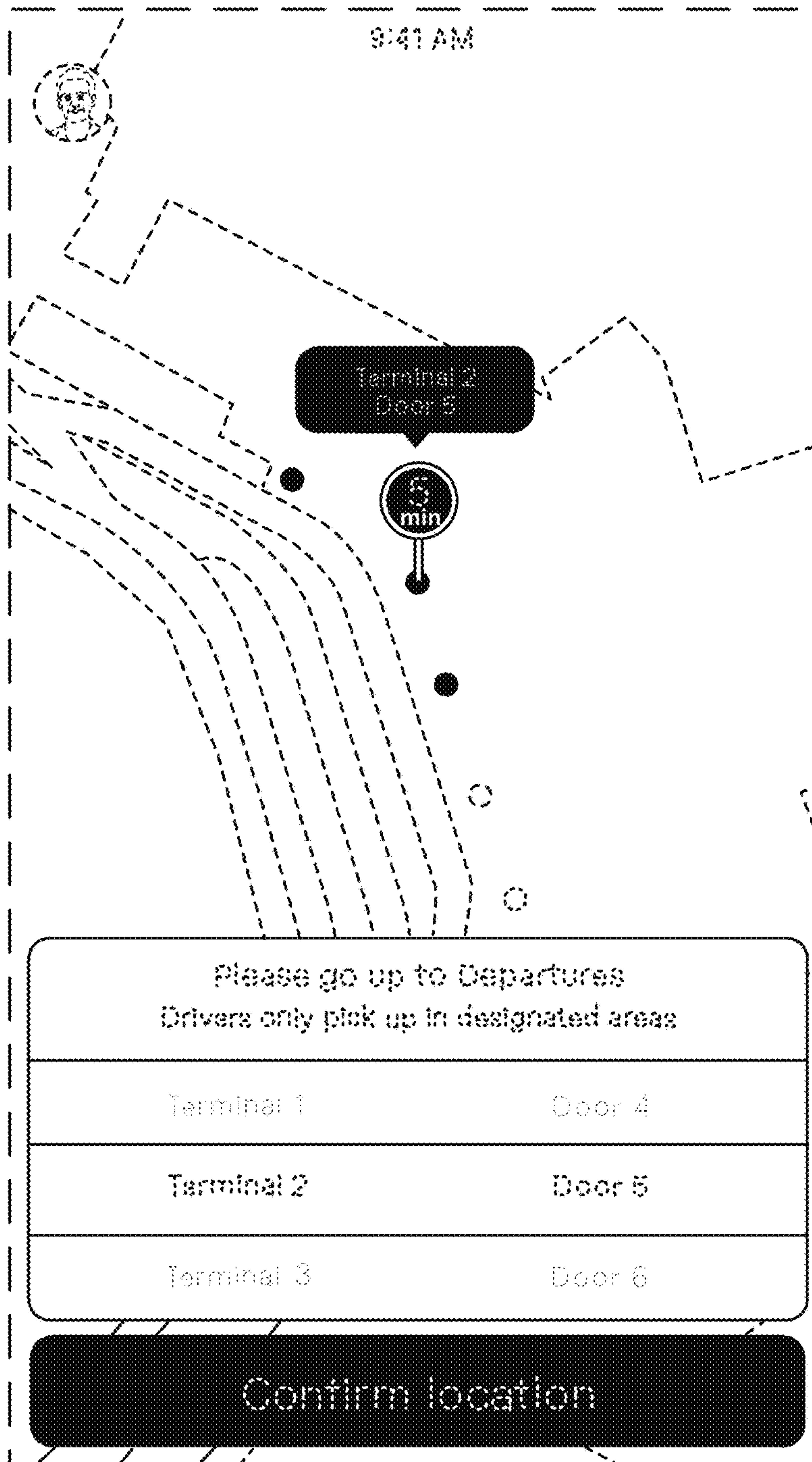


FIG. 4

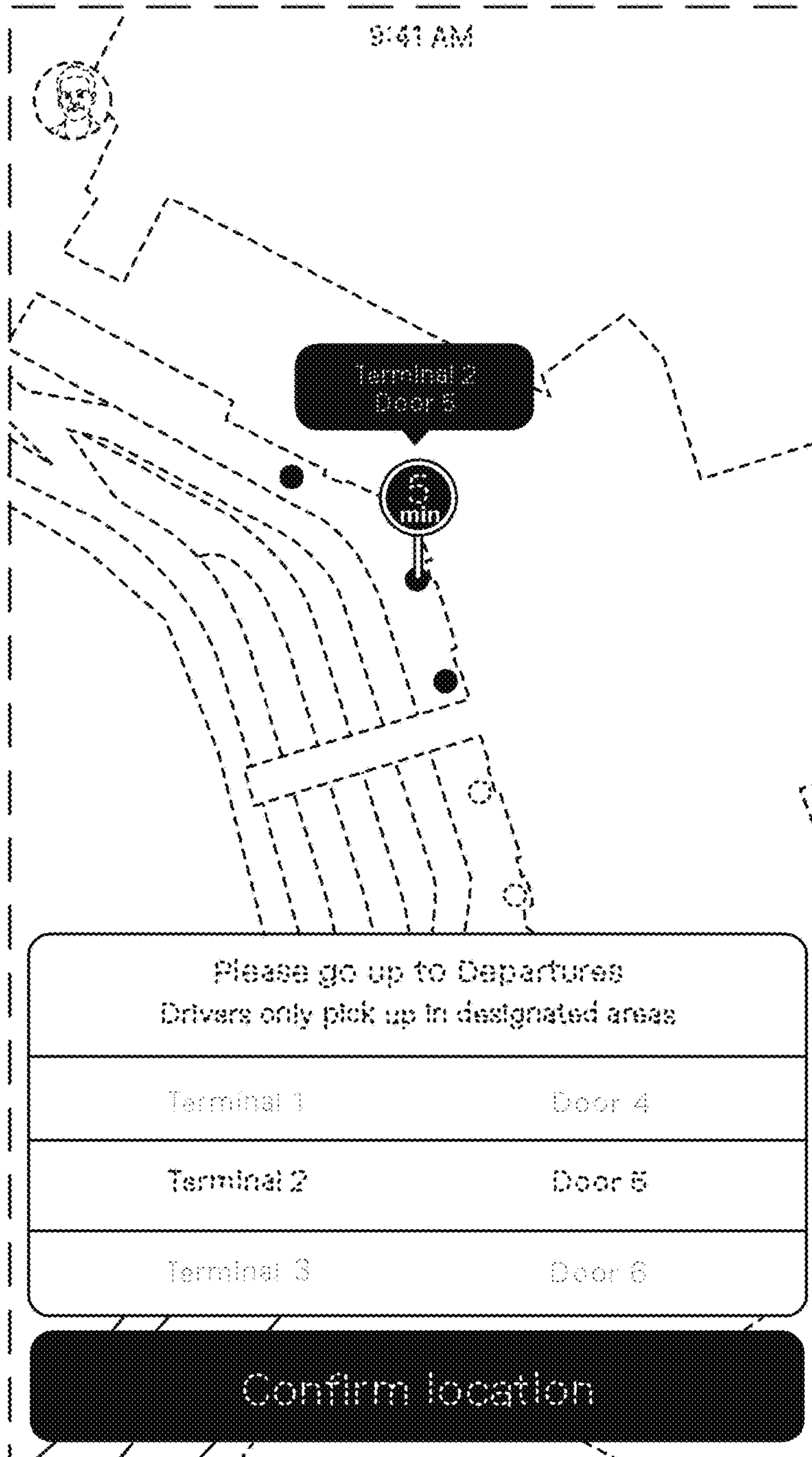


FIG. 5

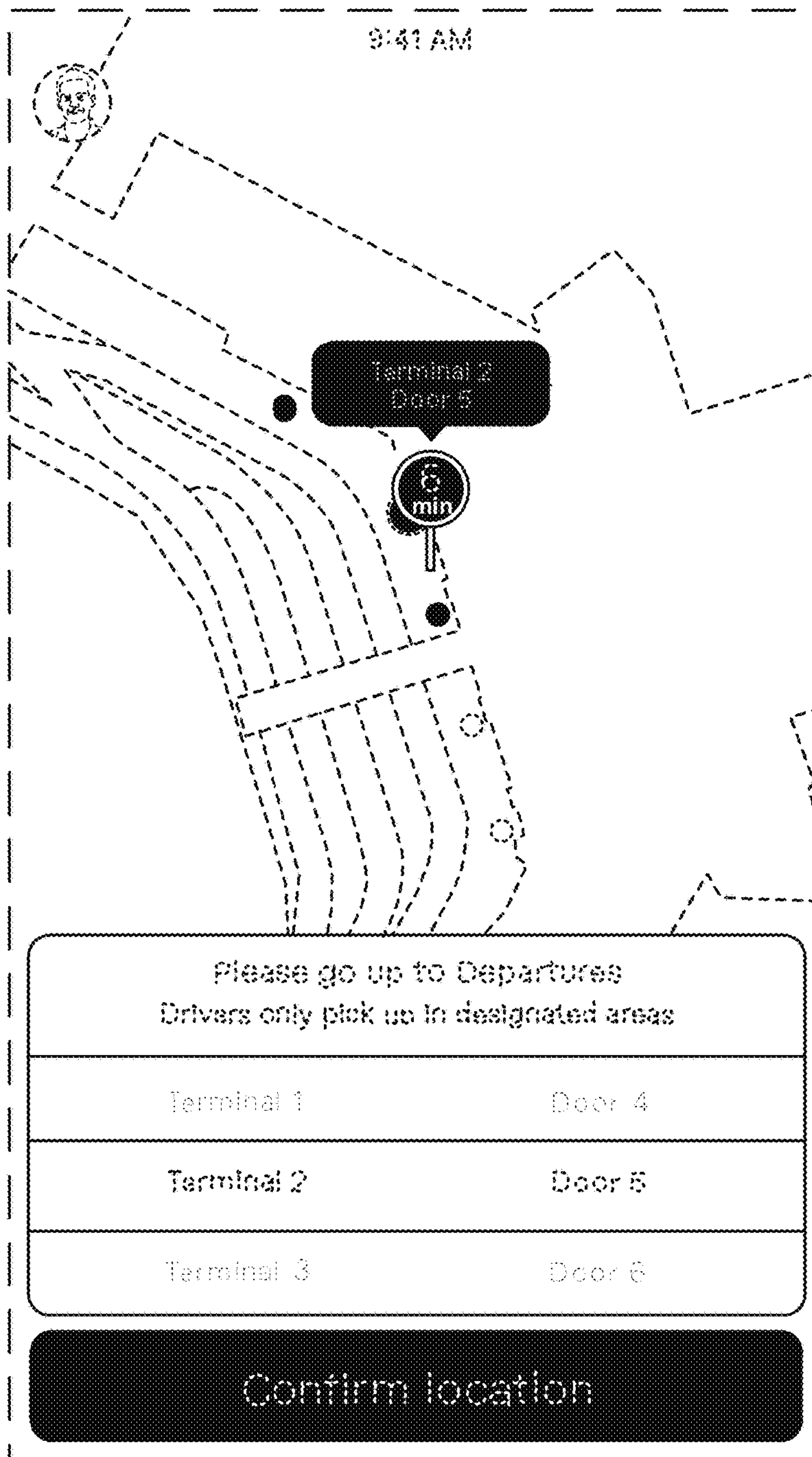


FIG. 6

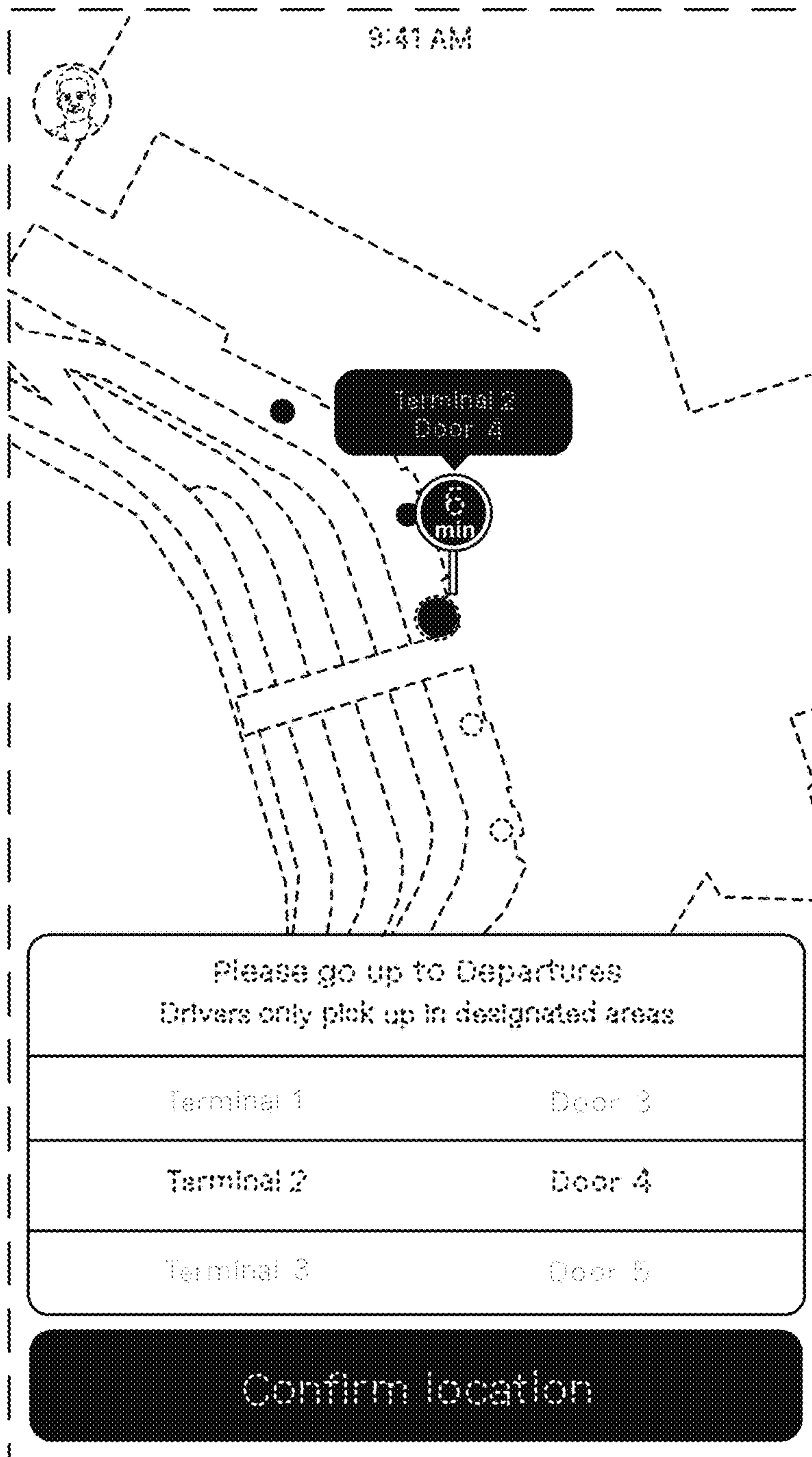


FIG. 7

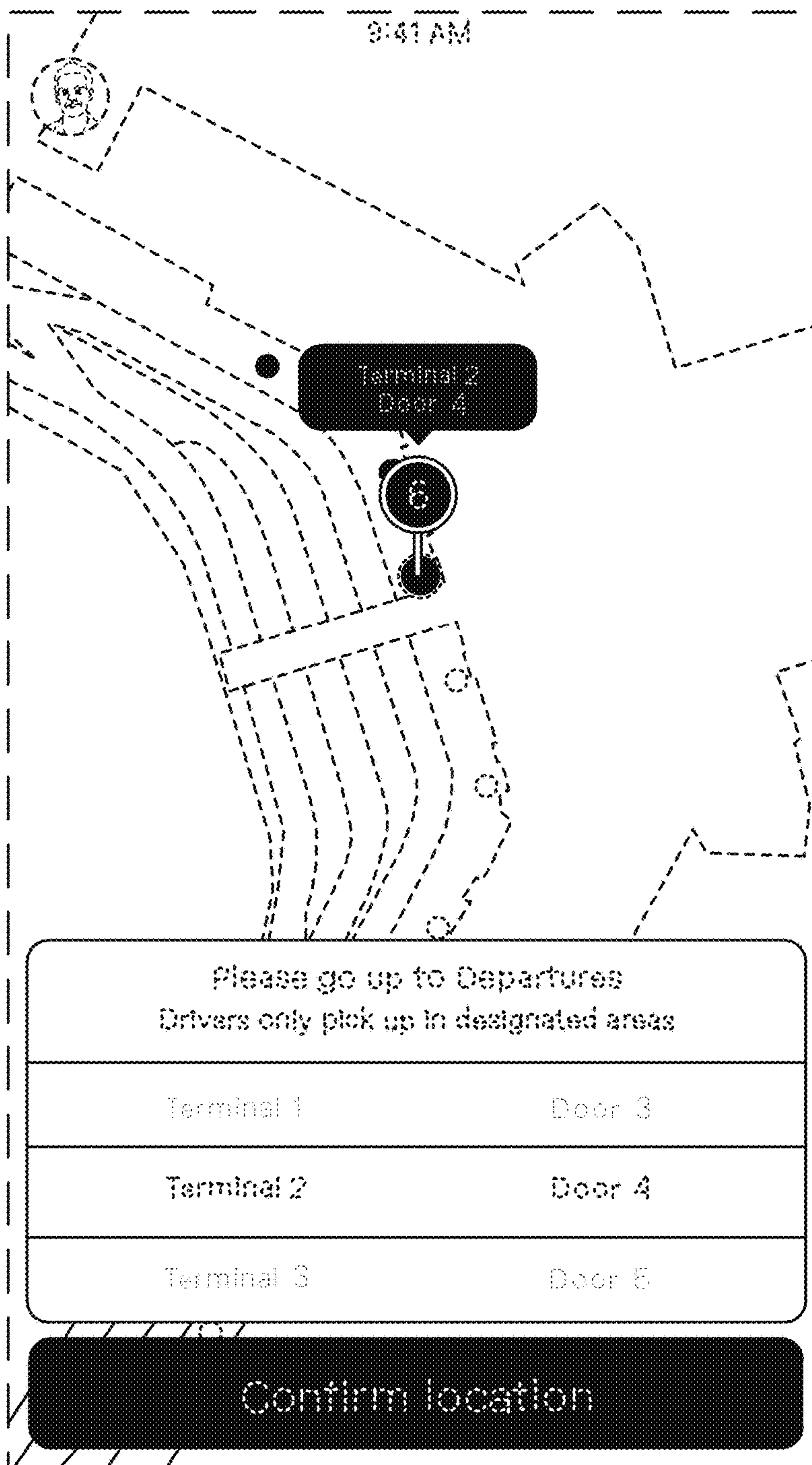


FIG. 8