



US00D858460S

(12) **United States Design Patent** (10) **Patent No.:** **US D858,460 S**  
**Azzola et al.** (45) **Date of Patent:** **\*\* Sep. 3, 2019**

(54) **CIRCUIT BREAKER**

H02B 11/133; Y02B 70/3241; Y02B 90/224; Y02E 10/725; Y04S 20/14; Y04S 20/227

(71) Applicant: **ABB S.p.A.**, Milan (IT)

See application file for complete search history.

(72) Inventors: **Lucio Azzola**, Bergamo (IT); **Stefano Besana**, Terno d'Isola (IT)

(56) **References Cited**

(73) Assignee: **ABB S.p.A.**, Milan (IT)

U.S. PATENT DOCUMENTS

(\*\*) Term: **15 Years**

4,728,757 A 3/1988 Buxton et al.  
D303,655 S 9/1989 Gonzales et al.  
D310,822 S 9/1990 Danek

(21) Appl. No.: **29/655,704**

(Continued)

(22) Filed: **Jul. 6, 2018**

FOREIGN PATENT DOCUMENTS

**Related U.S. Application Data**

WO DM/055273 4/2001

(62) Division of application No. 29/605,137, filed on May 24, 2017, now Pat. No. Des. 823,816, which is a division of application No. 29/532,336, filed on Jul. 6, 2015, now Pat. No. Des. 789,895, which is a (Continued)

OTHER PUBLICATIONS

ABB SACE L.V. Emax. A system that's open to any solution. 604060/011, Jul. 1999.

(Continued)

(30) **Foreign Application Priority Data**

*Primary Examiner* — Angela J Lee

*Assistant Examiner* — Shawn T Gingrich

Nov. 9, 2012 (EP) ..... 002133363

(74) *Attorney, Agent, or Firm* — Polsinelli PC

(51) **LOC (12) Cl.** ..... **13-03**

(57) **CLAIM**

(52) **U.S. Cl.**

The ornamental design for circuit breaker, as shown and described.

USPC ..... **D13/160**

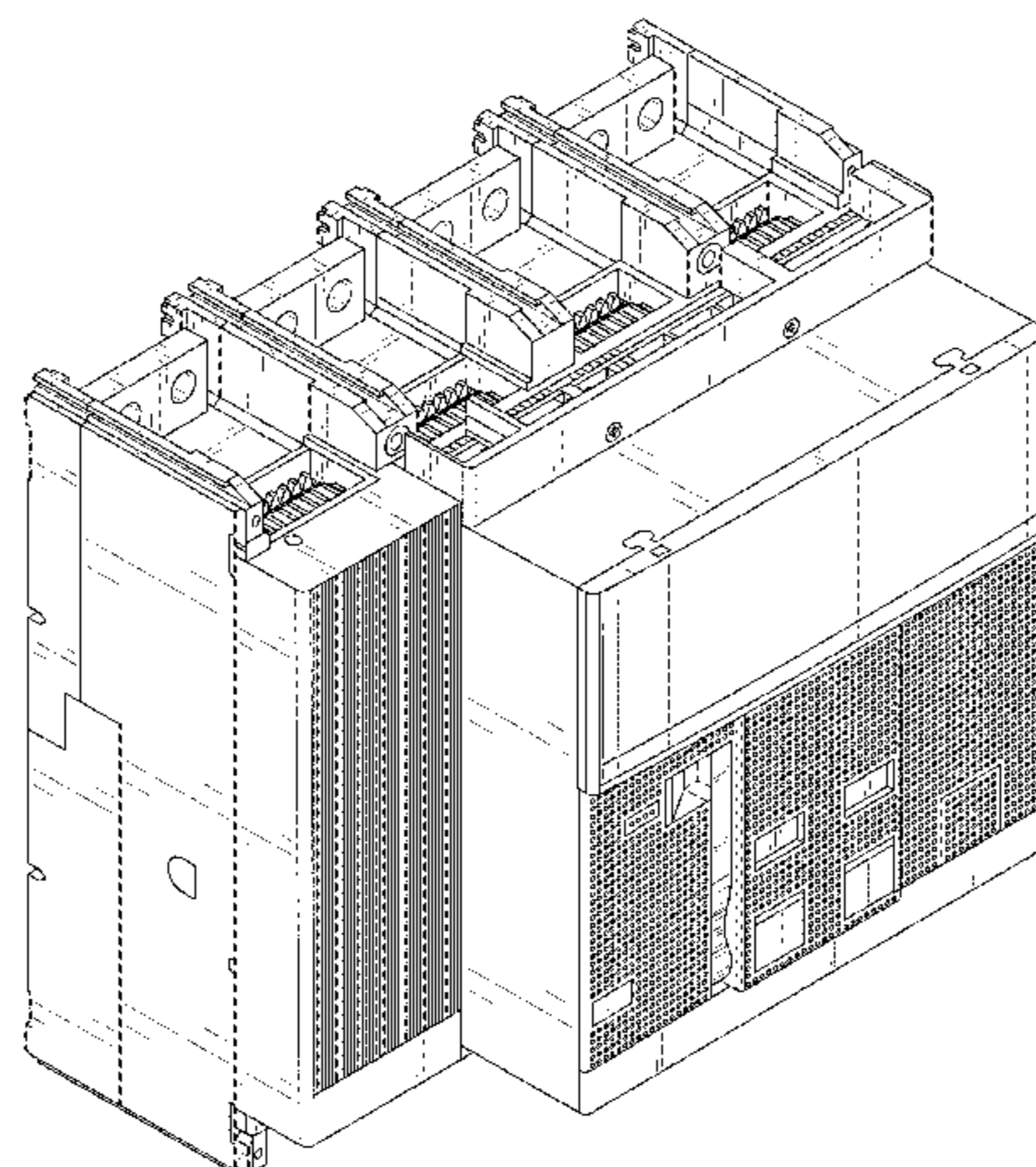
(58) **Field of Classification Search**

**DESCRIPTION**

USPC ..... D13/101, 110, 123, 133, 158-162, D13/182-184, 199; 200/43.14, 50.01, 200/50.21-50.23, 293; 361/42, 44, 50, 361/71, 115, 608, 634  
CPC .... G01R 31/025; G01R 19/145; H01H 71/08; H01H 71/04; H01H 83/226; H01H 9/283; H01H 2071/0278; H01H 71/0271; H01H 71/1045; H01H 71/1054; H01H 71/12; H01H 71/123; H01H 71/16; H01H 83/04; H01H 9/0264; H01H 9/342; H01R 4/36; H01R 13/447; H01R 13/641; H01R 9/18; H01R 13/514; H01R 13/639; H01R 33/765; H01R 33/7664; H01R 43/20;

FIG. 1 is a isometric view of the embodiment of the new design;  
FIG. 2 is a front view thereof;  
FIG. 3 is a rear view thereof;  
FIG. 4 is a left view thereof;  
FIG. 5 is a right view thereof;  
FIG. 6 is a top view thereof; and,  
FIG. 7 is a bottom view thereof.

(Continued)



The broken line portion of the figure drawings is included to show subject matter that forms no part of the claimed design.

**1 Claim, 7 Drawing Sheets**

**Related U.S. Application Data**

division of application No. 29/454,376, filed on May 9, 2013, now Pat. No. Des. 752,524.

(56)

**References Cited**

U.S. PATENT DOCUMENTS

D315,333 S	3/1991	Barbier et al.
D318,460 S	7/1991	Heath et al.
D318,461 S	7/1991	Hasegawa et al.
D319,627 S	9/1991	Smith et al.
D325,727 S	4/1992	Murata et al.
D334,174 S	3/1993	Hosogai et al.
5,296,664 A	3/1994	Crookston et al.
D347,623 S	6/1994	Suzuki et al.
5,362,933 A	11/1994	Kutsche et al.
D359,948 S	7/1995	Merlin
5,587,570 A	12/1996	Kelaita, Jr. et al.
5,610,375 A	3/1997	Sinthomez
D378,914 S	4/1997	Smith et al.
5,717,178 A	2/1998	Turner et al.
D402,267 S	12/1998	M'Sadoques
5,902,973 A	5/1999	Ramey et al.
5,906,271 A	5/1999	Casionguay et al.
6,008,459 A	12/1999	Faber et al.
D425,870 S	5/2000	Torrez
6,078,017 A	6/2000	Blessitt et al.
6,177,641 B1	1/2001	Morel et al.
6,184,483 B1	2/2001	Coudert et al.
D442,146 S	5/2001	Greenberg et al.
6,361,848 B1	3/2002	Katsube et al.
6,388,867 B1	5/2002	Rakus et al.
6,445,559 B1	9/2002	Phillips et al.
6,489,577 B2	12/2002	Kurata
6,512,433 B1	1/2003	Bouchard et al.
D498,464 S	11/2004	Kim
D499,700 S	12/2004	Raabe et al.
D499,701 S	12/2004	Kim
D506,185 S	6/2005	Kim
D511,502 S	11/2005	Kim
7,064,283 B2	6/2006	Deylitz et al.
7,141,747 B2	11/2006	Dahl et al.
D535,626 S	1/2007	Azzola et al.
D547,730 S	7/2007	Azzola et al.
D551,629 S	9/2007	Azzola et al.
D562,777 S	2/2008	Azzola et al.
D576,111 S	9/2008	Azzola et al.
D585,839 S	2/2009	Azzola et al.
D587,658 S	3/2009	Azzola et al.

D593,040 S	5/2009	Frassinetti et al.
D593,506 S	6/2009	Azzola et al.
D599,301 S	9/2009	Azzola et al.
D600,214 S	9/2009	Detemple et al.
D606,026 S	12/2009	Azzola et al.
D610,552 S	2/2010	Azzola et al.
D611,002 S	3/2010	Azzola et al.
D616,832 S	6/2010	Corteel
D633,446 S	3/2011	Besana et al.
D639,252 S	6/2011	Azzola et al.
D641,710 S	7/2011	Azzola et al.
D641,711 S	7/2011	Azzola et al.
D659,105 S	5/2012	Azzola et al.
D660,805 S	5/2012	Azzola et al.
D682,794 S	5/2013	Biller et al.
D687,387 S	8/2013	Besana et al.
D704,149 S	5/2014	Azzola et al.
8,928,186 B2	1/2015	Manzoli et al.
D733,070 S	6/2015	Engblom et al.
D752,524 S	3/2016	Azzola et al.
D755,131 S	5/2016	Azzola et al.
D778,846 S	2/2017	Gronqvist et al.
D781,790 S	3/2017	Leveque et al.
D781,791 S	3/2017	Leveque et al.
D789,895 S	6/2017	Azzola et al.
D803,166 S	11/2017	Azzola et al.
D807,304 S	1/2018	Azzola et al.
D813,173 S *	3/2018	Wikstrom ..... D13/158
D813,174 S *	3/2018	Gronqvist ..... D13/158
D813,175 S *	3/2018	Gronqvist ..... D13/158
10,000,956 B2 *	6/2018	Whitaker ..... E05D 3/022
D823,816 S *	7/2018	Azzola ..... D13/160
2001/0022713 A1	9/2001	Gimenez et al.
2001/0025773 A1	10/2001	Rane et al.
2004/0045796 A1	3/2004	Azzola et al.
2005/0109597 A1	5/2005	Etscheidt et al.
2005/0167256 A1	8/2005	Ford et al.
2006/0118397 A1	6/2006	Dahl et al.
2009/0014292 A1	1/2009	Lyu
2012/0325628 A1	12/2012	Besana et al.
2013/0001953 A1	1/2013	Brignoli et al.
2014/0029153 A1	1/2014	Besana et al.
2016/0217950 A1	7/2016	Bresciani et al.
2018/0123329 A1 *	5/2018	Seo ..... H01H 9/0264
2018/0190462 A1 *	7/2018	Oh ..... H01H 71/02
2018/0233314 A1 *	8/2018	Oh ..... H01H 9/32

OTHER PUBLICATIONS

Terasaki Electric. Revolution in circuit breaker technology, pp. 35. date unknown.

ABB SACE L.V. Low voltage power circuit-breakers SACE eMAX. Technical catalog. 604020/011, May 1999, pp. 119.

Co-pending U.S. Appl. No. 29/394,398, filed Jun. 16, 2011.

Co-pending U.S. Appl. No. 29/416,701, filed Mar. 26, 2012.

Co-pending U.S. Appl. No. 29/459,435, filed Jun. 26, 2013.

\* cited by examiner

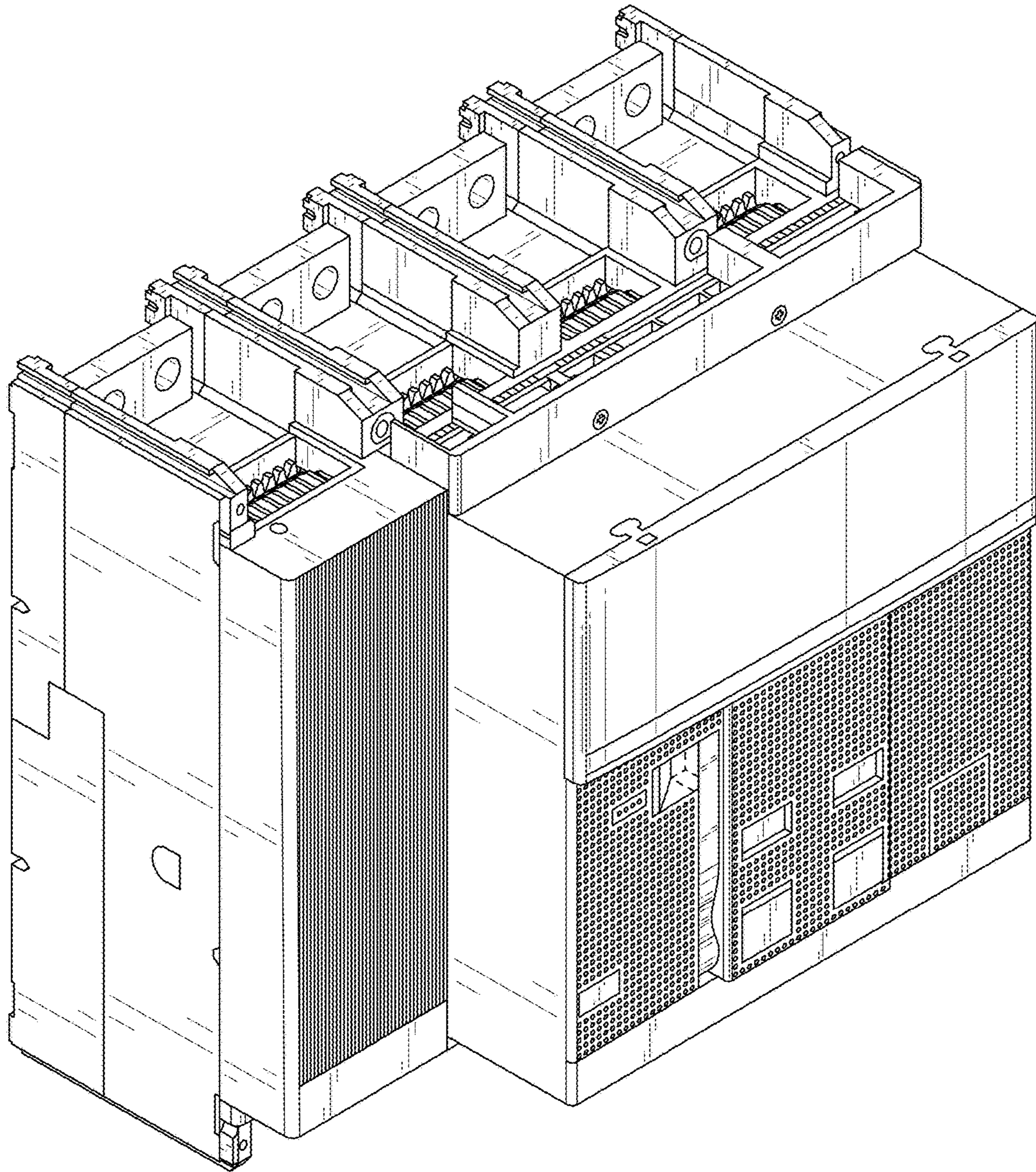


FIG. 1

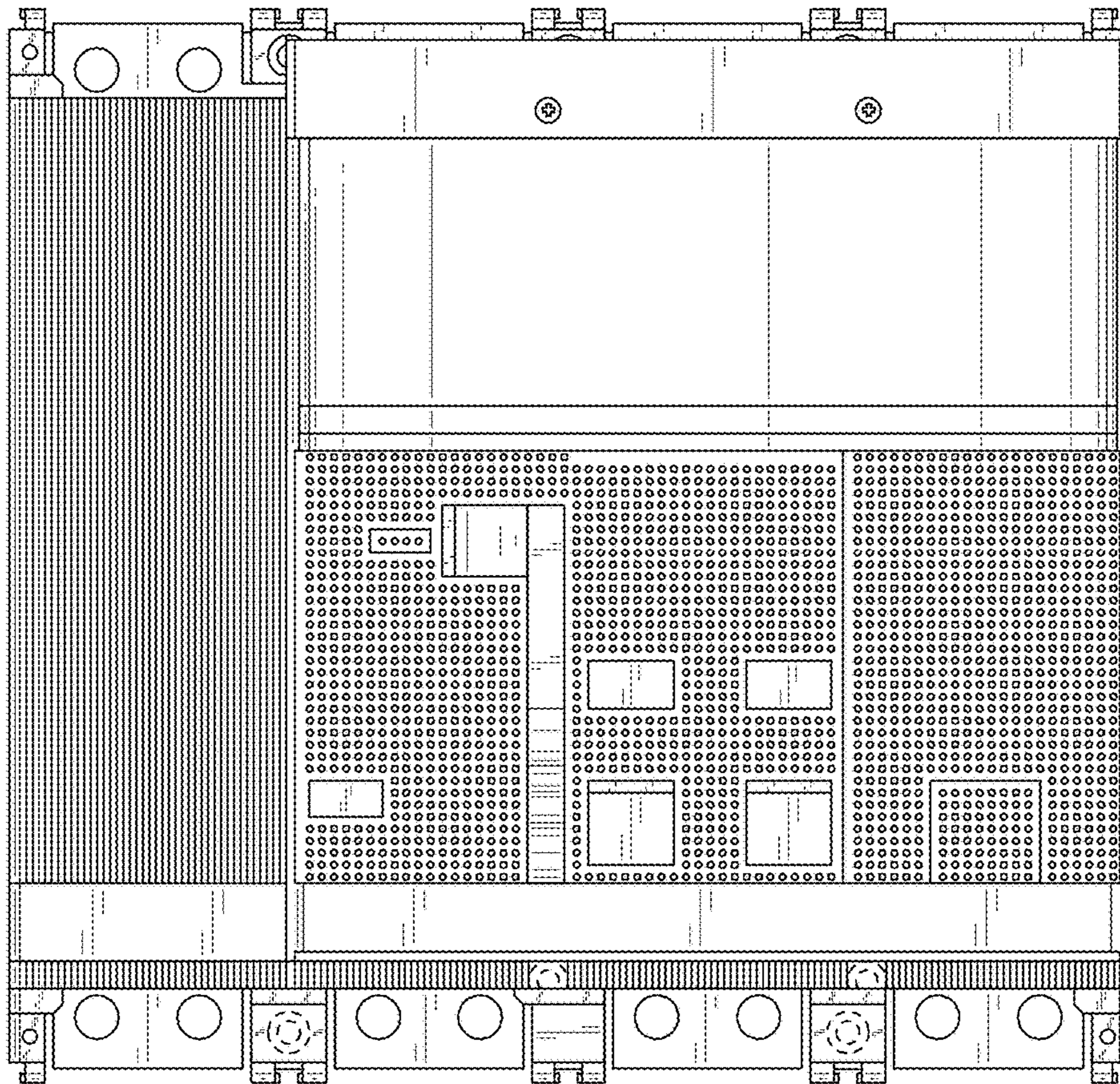


FIG. 2

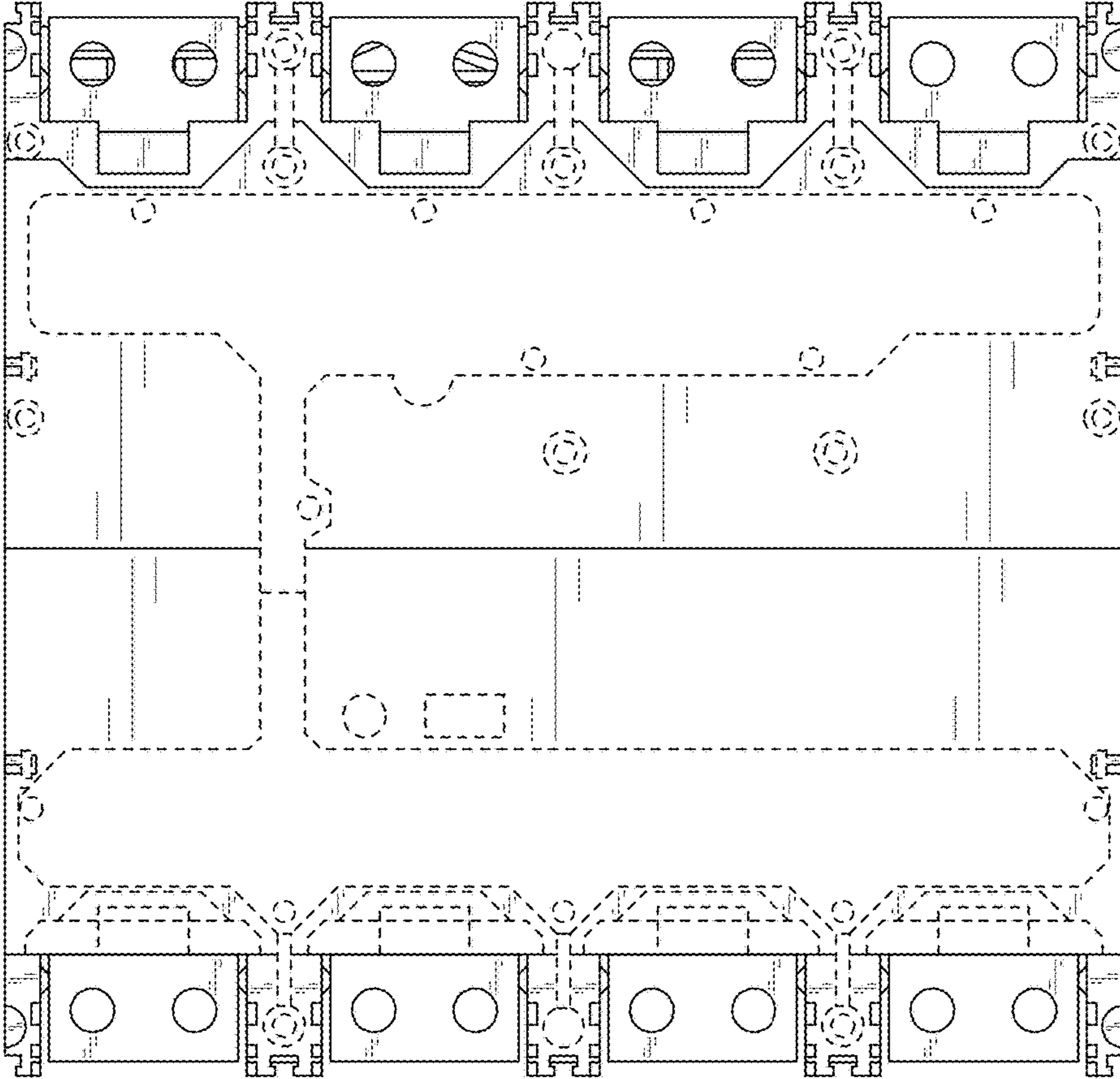


FIG. 3

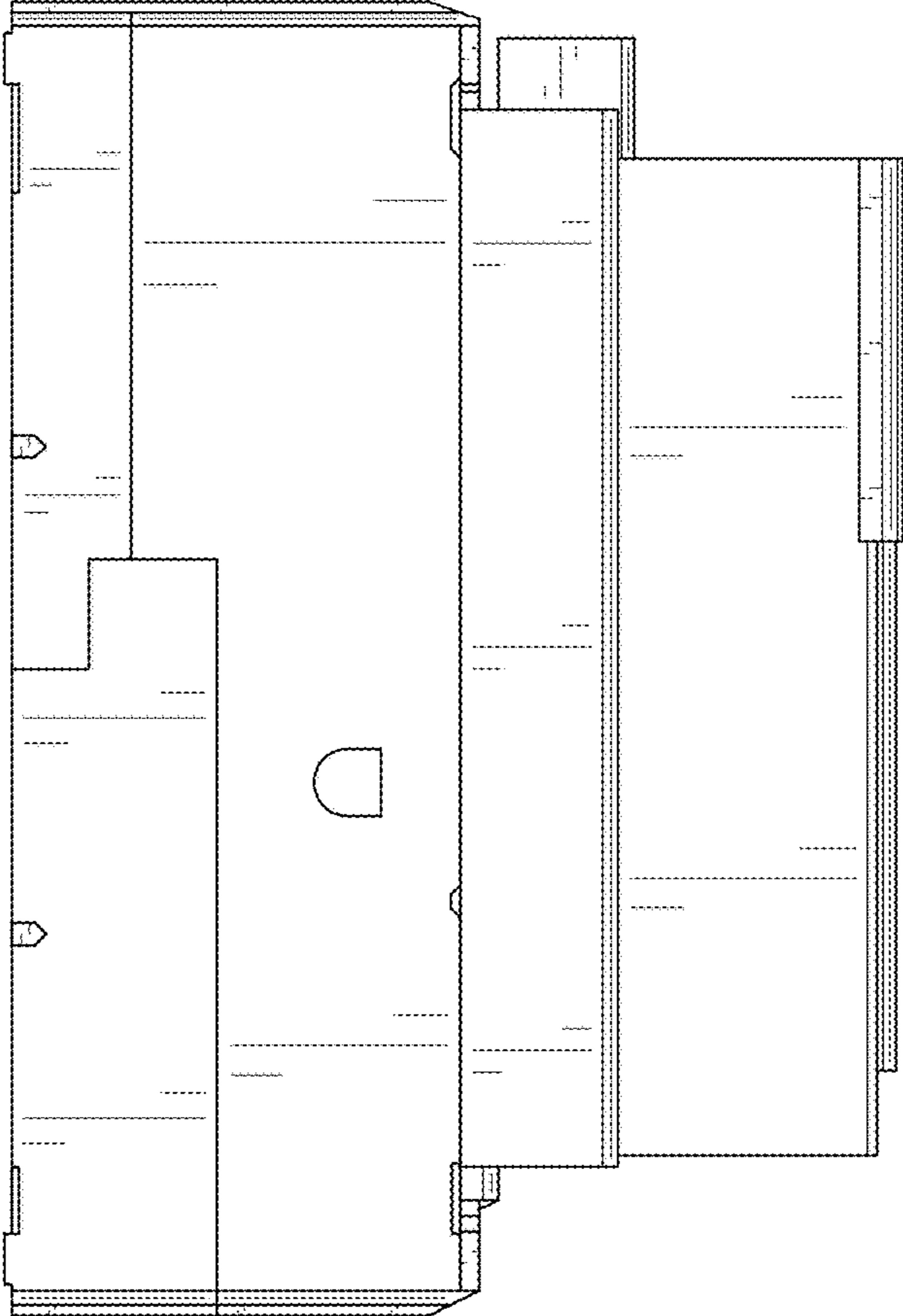


FIG. 4

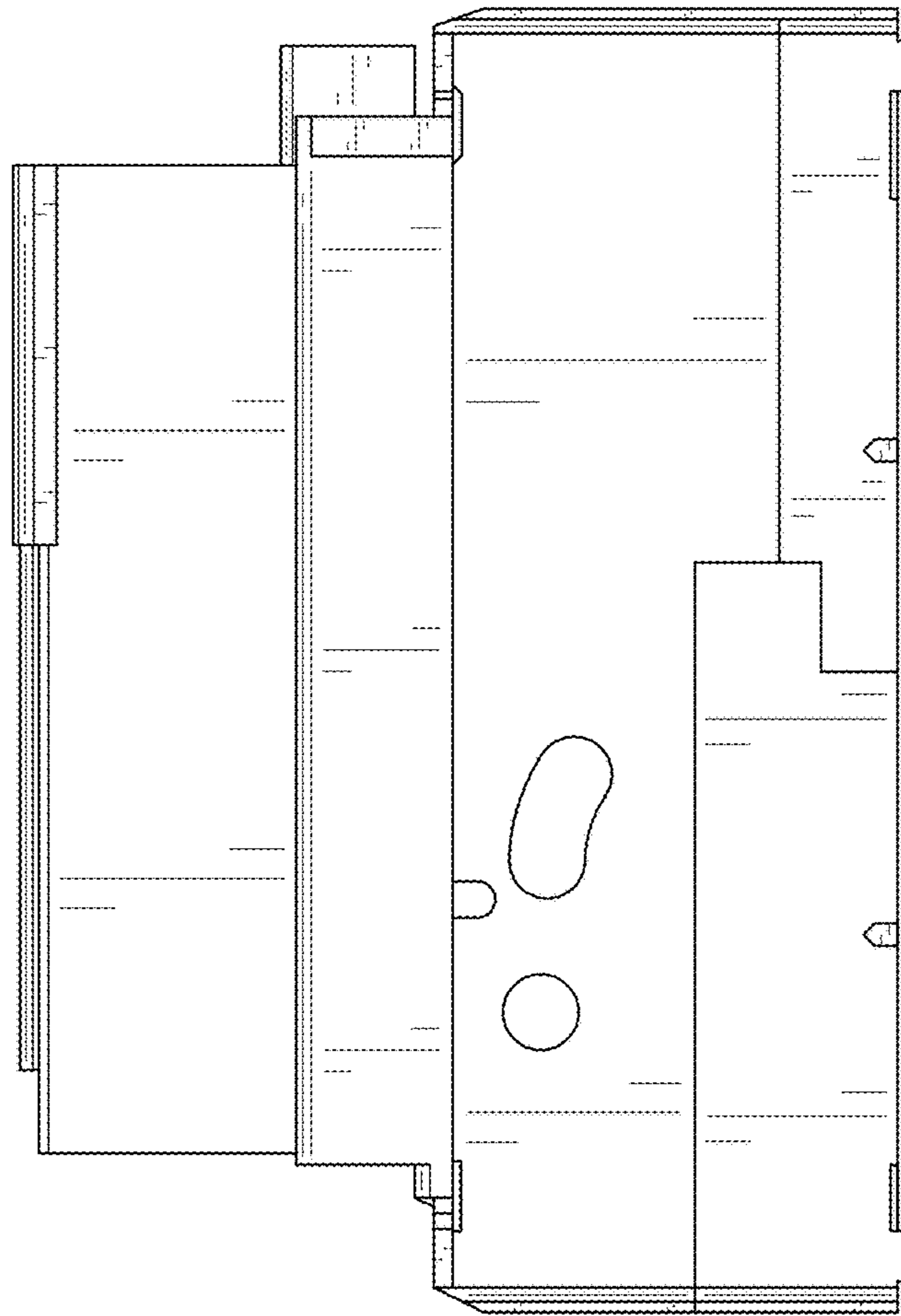


FIG. 5

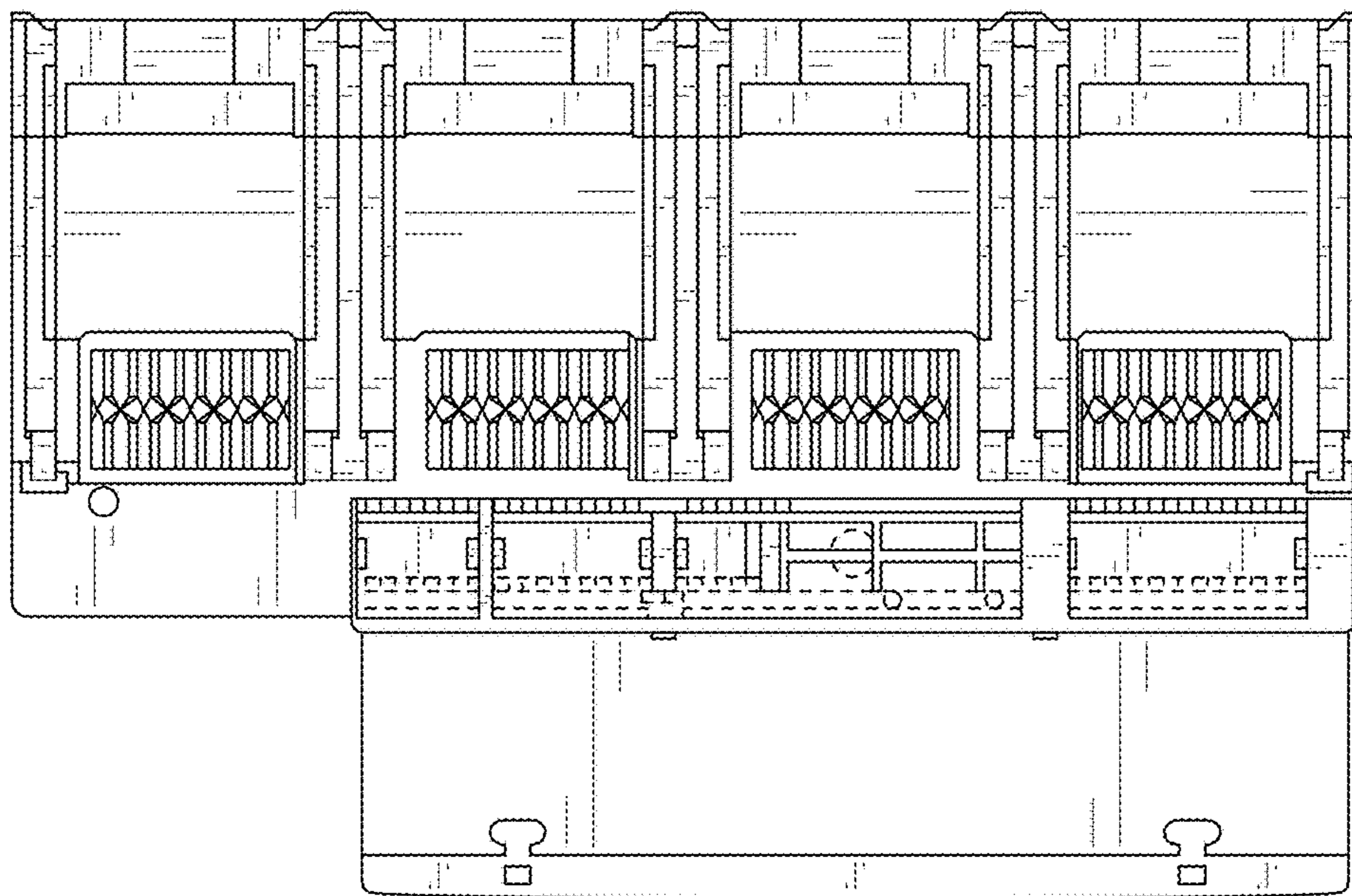


FIG. 6



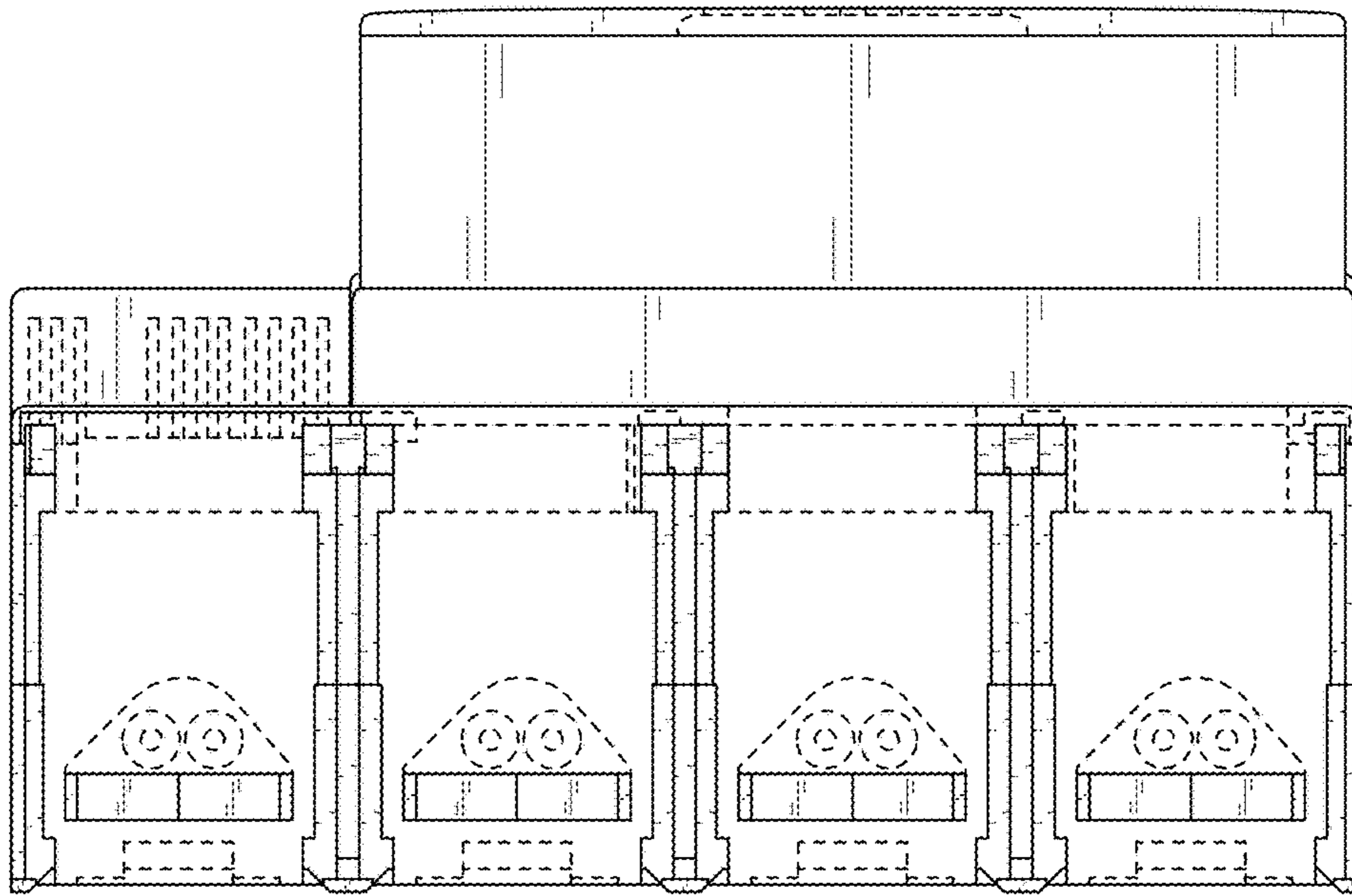


FIG. 7