



US00D858426S

(12) **United States Design Patent**
Geng et al.

(10) **Patent No.:** **US D858,426 S**

(45) **Date of Patent:** **** Sep. 3, 2019**

(54) **ALL-TERRAIN VEHICLE TIRE**

(71) Applicant: **HEBEI WANDA TYRE CO., LTD,**
Xingtai (CN)

(72) Inventors: **Peng Geng,** Xingtai (CN); **Zhili Lai,**
Xingtai (CN)

(73) Assignee: **HEBEI WANDA TYRE CO., LTD,**
Xingtai (CN)

(**) Term: **15 Years**

(21) Appl. No.: **29/616,207**

(22) Filed: **Sep. 4, 2017**

(30) **Foreign Application Priority Data**

Jun. 13, 2017 (CN) 2017 3 0240807

(51) **LOC (12) Cl.** **12-15**

(52) **U.S. Cl.**
USPC **D12/579**

(58) **Field of Classification Search**
USPC D12/544, 545, 574, 579, 580, 594, 596,
D12/600, 602, 605

CPC B60C 11/11
See application file for complete search history.

(56) **References Cited**

U.S. PATENT DOCUMENTS

D455,117 S * 4/2002 Guspodin D12/579

D483,718 S * 12/2003 Hutz B60C 11/01
D12/579

D530,265 S * 10/2006 Hutz B60C 11/01
D12/579

D544,830 S * 6/2007 Umstot D12/579

D567,750 S * 4/2008 Dixon D12/579

D580,347 S * 11/2008 Lo D12/579

D605,579 S * 12/2009 Lee D12/544

D608,272 S * 1/2010 Osaka D12/579

D627,709 S * 11/2010 Harvey D12/579

D732,463 S * 6/2015 Petr D12/579

9,254,718 B2 * 2/2016 Ohara B60C 13/02

D758,958 S * 6/2016 Wang D12/593

D791,681 S * 7/2017 Zhang D12/501

D805,024 S * 12/2017 Lo D12/579

D806,006 S * 12/2017 Ronan D12/579

D806,640 S * 1/2018 Petr D12/602

D810,669 S * 2/2018 Johnson D12/579

D815,587 S * 4/2018 Lo D12/536

D832,197 S * 10/2018 Guo B60C 13/02
D12/579

* cited by examiner

Primary Examiner — Robert M. Spear

(74) *Attorney, Agent, or Firm* — Gokalp Bayramoglu

(57) **CLAIM**

The ornamental design for an all-terrain vehicle tire, as shown and described.

DESCRIPTION

FIG. 1 is a perspective view of an all-terrain vehicle tire showing my new design;

FIG. 2 is a front view thereof;

FIG. 3 is a left view thereof;

FIG. 4 is a partially enlarged view of the indicated area "4" in the FIG. 1; and,

FIG. 5 is a partially enlarged view of the indicated area "5" in the FIG. 2.

The dot-dash broken lines indicating an enlargement portion of the design form no part of the claimed design.

1 Claim, 5 Drawing Sheets






Figure 1

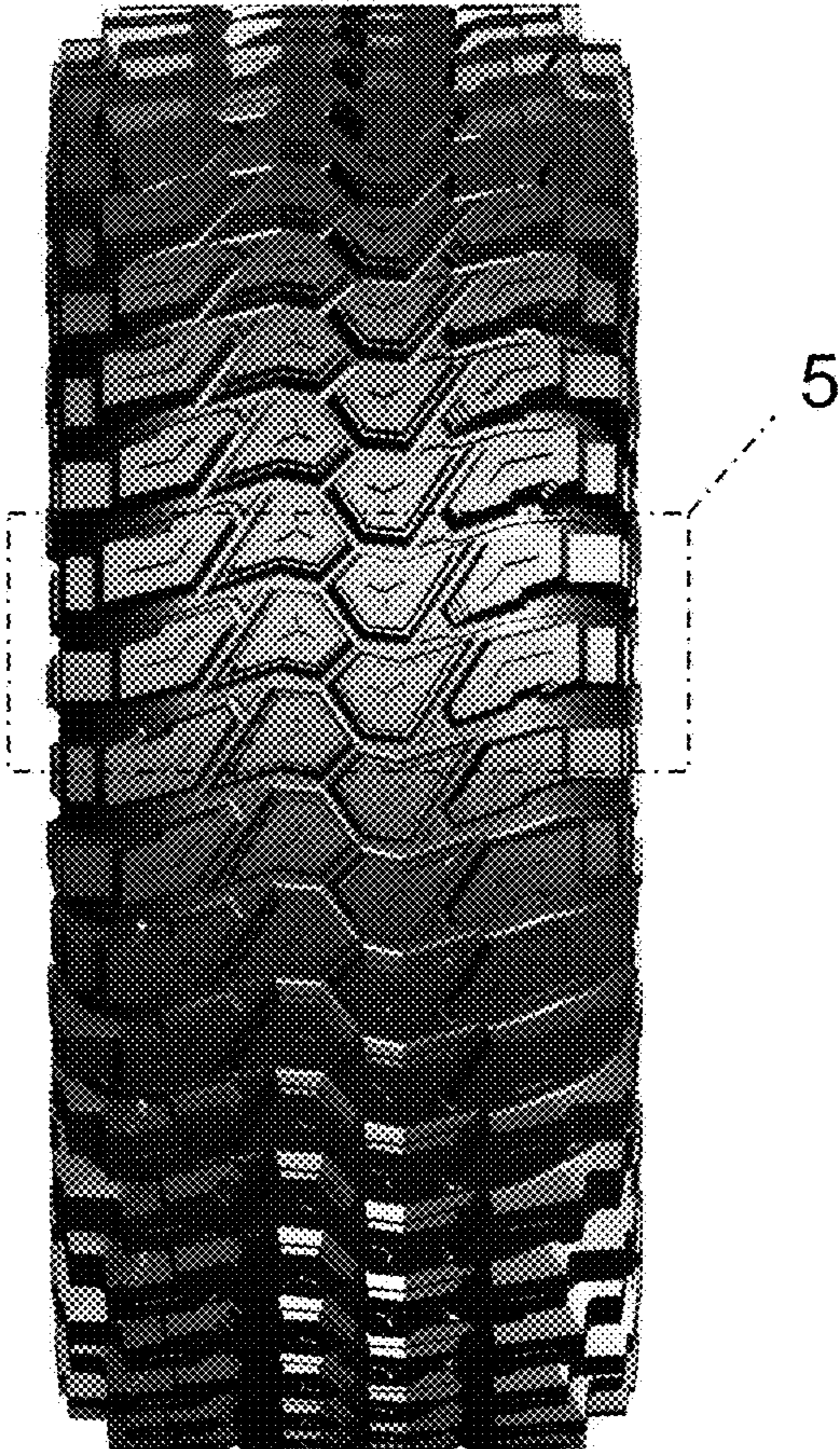


Figure 2




Figure 3



Figure 4




Figure 5