



US00D858425S

(12) **United States Design Patent** (10) **Patent No.:** **US D858,425 S**  
**Parr et al.** (45) **Date of Patent:** **\*\* Sep. 3, 2019**

(54) **TIRE**  
(71) Applicant: **Bridgestone Americas Tire Operations, LLC**, Nashville, TN (US)  
(72) Inventors: **Richard S. Parr**, Canton, OH (US);  
**Ian T. McKenney**, Akron, OH (US)  
(73) Assignee: **Bridgestone Americas Tire Operations, LLC**, Nashville, TN (US)  
(\*\*) Term: **15 Years**

D451,452 S	12/2001	Welbes	
D451,856 S	12/2001	Graas	
6,378,583 B1	4/2002	Fontaine	
D472,516 S	4/2003	Douce	
6,837,285 B2	1/2005	Eromaki	
D503,375 S	3/2005	Heinen	
7,246,644 B2	7/2007	Colombo et al.	
D589,431 S *	3/2009	Fontaine	D12/547
D613,674 S	4/2010	Lo	
D614,116 S	4/2010	Scheifele et al.	
D651,163 S	12/2011	Shimizu et al.	
D711,309 S	8/2014	Kawakita et al.	
D722,556 S	2/2015	Takei et al.	
D739,810 S	9/2015	Reim et al.	
D745,844 S	12/2015	Raatikainen et al.	

(21) Appl. No.: **29/615,547**  
(22) Filed: **Aug. 30, 2017**  
(51) **LOC (12) Cl.** ..... **12-15**  
(52) **U.S. Cl.**  
USPC ..... **D12/561**  
(58) **Field of Classification Search**  
USPC ..... D12/547, 561, 567  
CPC ..... B60C 11/0302  
See application file for complete search history.

\* cited by examiner

*Primary Examiner* — George D. Kirschbaum  
(74) *Attorney, Agent, or Firm* — Shaun J. Fox

(56) **References Cited**

U.S. PATENT DOCUMENTS

D308,503 S	6/1990	Goergen et al.	
D328,583 S	8/1992	Graas et al.	
5,198,047 A *	3/1993	Graas	B60C 11/0302 152/209.18
D335,643 S *	5/1993	Hino	D12/567
D351,368 S	10/1994	Graas et al.	
D369,995 S	5/1996	Graas et al.	
D387,714 S	12/1997	Heinen	
D429,191 S	8/2000	Baker	
D436,063 S *	1/2001	Baker	D12/561
D441,695 S	5/2001	Heinen et al.	

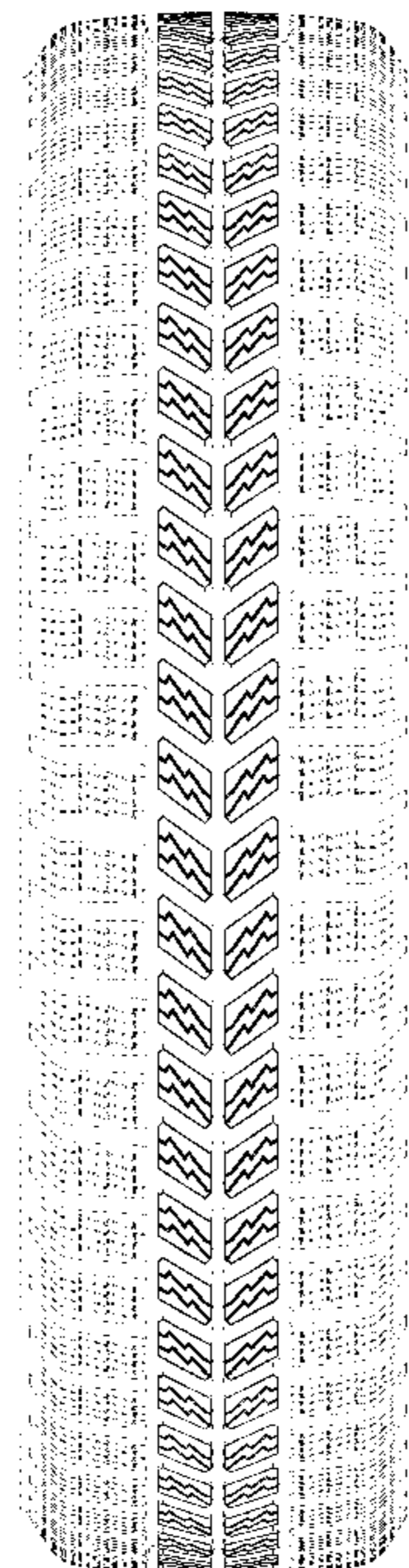
(57) **CLAIM**

The ornamental design for a tire, as shown and described.

**DESCRIPTION**

FIG. 1 is a side perspective view of a tire showing our new design, it being understood that the tread pattern is repeated throughout the circumference of the tire;  
FIG. 2 is a front elevational view thereof; it being understood that the tread pattern is repeated throughout the circumference of the tire;  
FIG. 3 is an enlarged fragmentary front elevational view thereof; and,  
FIG. 4 is a side elevational view thereof, it being understood that the opposite side is identical.  
In the drawings, the broken lines depict environmental subject matter only and form no part of the claimed design.

**1 Claim, 4 Drawing Sheets**



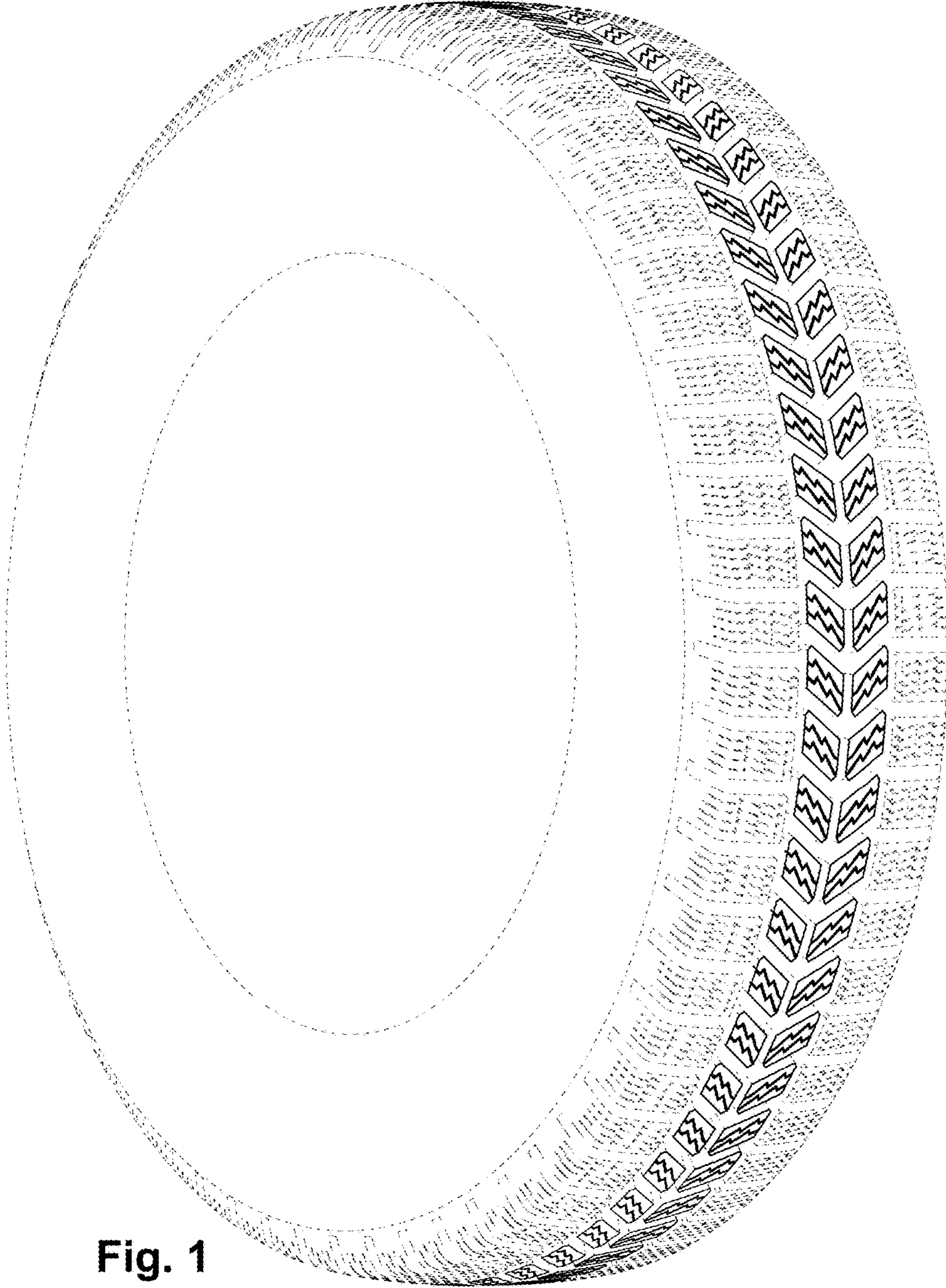


Fig. 1




Fig. 2




Fig. 3

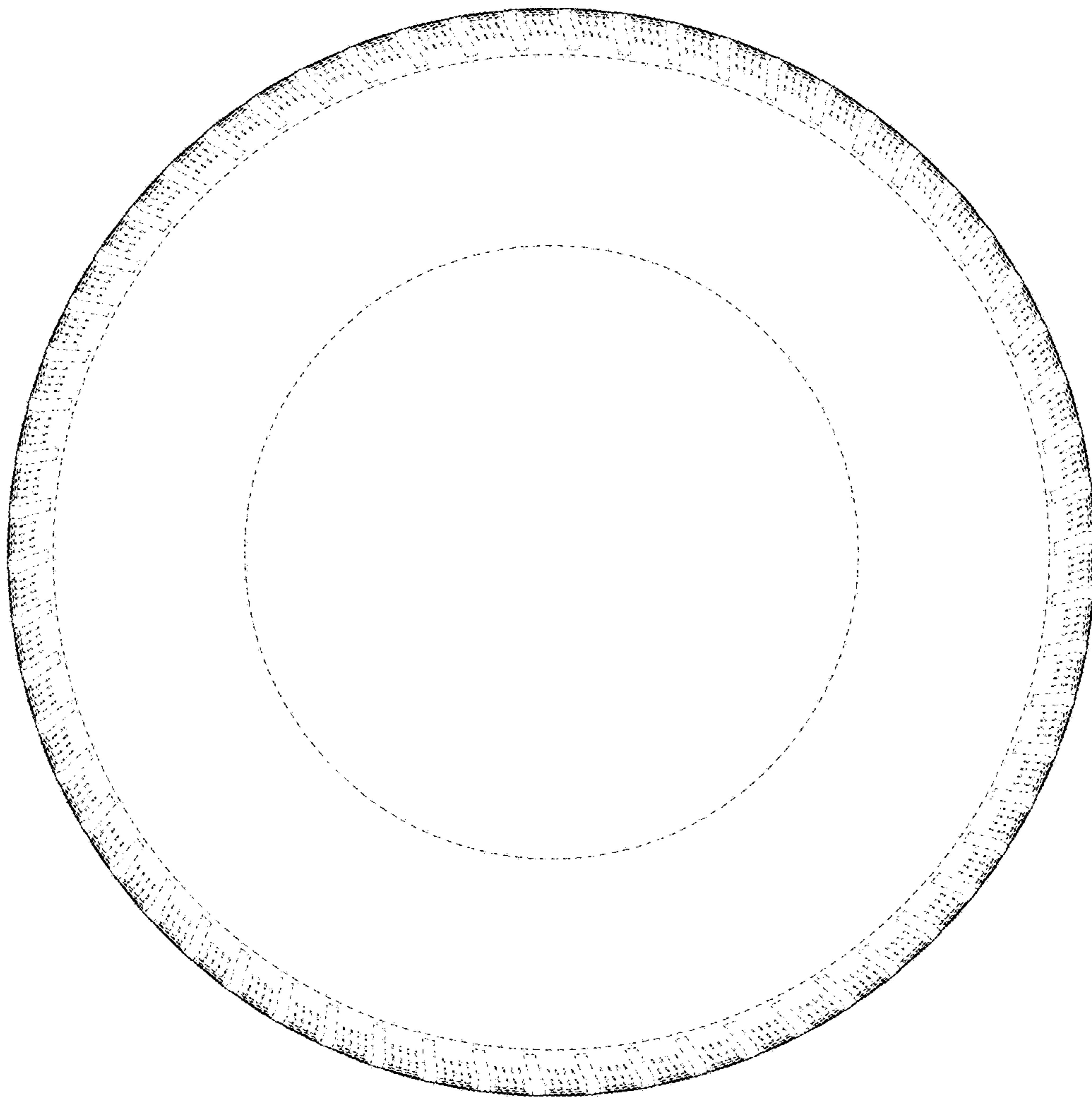


Fig. 4