



US00D858414S

(12) **United States Design Patent**
Fischer

(10) **Patent No.:** **US D858,414 S**

(45) **Date of Patent:** **** Sep. 3, 2019**

(54) **VEHICLE WHEEL, TOY VEHICLE WHEEL,
AND/OR REPLICAS THEREOF**

(71) Applicant: **Bayerische Motoren Werke
Aktiengesellschaft, Munich (DE)**

(72) Inventor: **Peter Fischer, Fraunberg (DE)**

(73) Assignee: **Bayerische Motoren Werke
Aktiengesellschaft, Munich (DE)**

(**) Term: **15 Years**

(21) Appl. No.: **29/632,364**

(22) Filed: **Jan. 8, 2018**

(30) **Foreign Application Priority Data**

Jul. 17, 2017 (DE) 40 2017 100 829

(51) **LOC (12) Cl.** **12-16**

(52) **U.S. Cl.**
USPC **D12/211**

(58) **Field of Classification Search**
USPC D12/204–213; D21/533, 561, 563
CPC B60B 7/00; B60B 7/02; B60B 7/04; B60B
7/06; B60B 3/02; B60B 3/04; B60B 3/06;
B60B 3/10; B60B 1/00; B60B 1/08;
B60B 1/10; B60B 1/12

See application file for complete search history.

(56) **References Cited**

U.S. PATENT DOCUMENTS

D432,974 S 10/2000 Jablonski
D567,167 S 4/2008 Forster
D686,130 S 7/2013 Elmitt
D688,188 S 8/2013 Baum
D697,007 S 1/2014 Pollmann
D715,715 S 10/2014 Pollmann

D731,389 S * 6/2015 Gotschke D12/211
D747,252 S 1/2016 Buckingham
D748,558 S * 2/2016 Hans D12/211
D749,029 S * 2/2016 Wheel D12/211
D753,572 S 4/2016 Juergens et al.
D768,047 S * 10/2016 Hans D12/211
D793,939 S * 8/2017 Hans D12/211
D828,267 S * 9/2018 Badstuebner D12/209
D828,802 S * 9/2018 McMath D12/211
D835,559 S * 12/2018 Langhals D12/209

FOREIGN PATENT DOCUMENTS

EM 000255609-0001 2/2005
EM 000735758-0006 7/2007
EM 002016113-0003 9/2013
EM 002156554-0006 12/2014
EM 002156554-0007 12/2014
WO WO DM/044406 8/1998

* cited by examiner

Primary Examiner — Sheryl Lane

Assistant Examiner — Calvin E Vansant

(74) *Attorney, Agent, or Firm* — Crowell & Moring LLP

(57) **CLAIM**

The ornamental design for a vehicle wheel, toy vehicle wheel, and/or replicas thereof, as shown and described.

DESCRIPTION

FIG. 1 is a perspective view of a vehicle wheel, toy vehicle wheel, and/or replicas thereof according to the design; FIG. 2 is an additional perspective view thereof; FIG. 3 is an additional perspective view thereof; FIG. 4 is a front view thereof; FIG. 5 is a rear view thereof; and, FIG. 6 is a side view thereof. FIG. 5 is shown in low-contrast rendering to depict environmental subject matter and forms no part of the claim.

1 Claim, 6 Drawing Sheets






Fig. 1



Fig. 2



Fig. 3



Fig. 4




Fig. 5




Fig. 6