



US00D858410S

(12) **United States Design Patent**  
**Classen et al.**

(10) **Patent No.:** **US D858,410 S**

(45) **Date of Patent:** **\*\* Sep. 3, 2019**

(54) **VEHICLE WHEEL**

(71) Applicant: **Ford Global Technologies, LLC,**  
Dearborn, MI (US)

(72) Inventors: **Marcus Classen,** Monchengladbach  
(DE); **Jordan Demkiw,** Cologne (DE);  
**Claudio Messale,** Cologne (DE);  
**George Saridakis,** Edinburgh (GB);  
**Wolfgang Gotschke,** Cologne (DE)

(73) Assignee: **Ford Global Technologies, LLC,**  
Dearborn, MI (US)

(\*\*) Term: **15 Years**

(21) Appl. No.: **29/661,886**

(22) Filed: **Aug. 31, 2018**

(30) **Foreign Application Priority Data**

Mar. 2, 2018 (DE) ..... 40 2018 100 235

(51) **LOC (12) Cl.** ..... **12-16**

(52) **U.S. Cl.**  
USPC ..... **D12/209**

(58) **Field of Classification Search**  
USPC ..... D12/204-213  
CPC .... B60B 7/00; B60B 7/02; B60B 7/04; B60B  
7/01; B60B 7/06; B60B 3/02; B60B 3/04;  
B60B 3/06; B60B 3/10; B60B 1/00;  
B60B 1/08; B60B 1/10; B60B 1/12  
See application file for complete search history.

(56) **References Cited**

**U.S. PATENT DOCUMENTS**

D513,727 S \* 1/2006 Gallert ..... D12/211  
D568,800 S \* 5/2008 Huet ..... D12/211

D620,870 S \* 8/2010 Powell ..... D12/211  
D670,636 S \* 11/2012 Juergens ..... D12/211  
D671,060 S \* 11/2012 Baum ..... D12/209  
D695,198 S \* 12/2013 Juergens ..... D12/211  
D697,017 S \* 1/2014 Holstein ..... D12/211  
D710,287 S \* 8/2014 Ishii ..... D12/209  
D715,210 S \* 10/2014 Wolff ..... D12/211  
D720,274 S \* 12/2014 Mielke ..... D12/211  
D722,002 S \* 2/2015 Stolz ..... D12/211  
D731,388 S \* 6/2015 Gotschke ..... D12/211  
D746,211 S \* 12/2015 Carter ..... D12/211  
D771,542 S \* 11/2016 Peat ..... D12/211  
D777,639 S \* 1/2017 Krause ..... D12/209  
D777,640 S \* 1/2017 Bazinski ..... D12/211  
D788,011 S \* 5/2017 Mielke ..... D12/211  
D794,530 S \* 8/2017 Langhals ..... D12/211  
D797,637 S \* 9/2017 Wolff ..... D12/211  
D824,832 S \* 8/2018 Oh ..... D12/209  
D825,429 S \* 8/2018 Myrberg ..... D12/209  
D828,268 S \* 9/2018 Nakamura ..... D12/209

\* cited by examiner

*Primary Examiner* — Stacia A Cadmus

(74) *Attorney, Agent, or Firm* — Vichit Chea

(57) **CLAIM**

The ornamental design for a vehicle wheel, as shown and described.

**DESCRIPTION**

FIG. 1 is a front view of a vehicle wheel showing our new design;  
FIG. 2 is a cross sectional view thereof, taken along line 2-2 in FIG. 1; and,  
FIG. 3 is a perspective view thereof.  
Any broken lines represent an internal boundary of the design; the line itself and the area within form no part of the claim.

**1 Claim, 3 Drawing Sheets**







Fig. 1




Fig. 2



Fig. 3