



US00D858402S

(12) **United States Design Patent**
Betancourt et al.

(10) **Patent No.:** **US D858,402 S**

(45) **Date of Patent:** **** Sep. 3, 2019**

(54) **VEHICLE WHEEL**

(71) Applicant: **Ford Global Technologies, LLC**,
Dearborn, MI (US)

(72) Inventors: **Melvin Betancourt**, Shelby Township,
MI (US); **Eric Stoddard**, Birmingham,
MI (US); **Daniel J. Kangas**, Dearborn
Heights, MI (US); **Darrell P. Behmer**,
Novi, MI (US); **Craig S. Metros**,
Bloomfield, MI (US); **Christopher
Svensson**, Bloomfield, MI (US)

(73) Assignee: **Ford Global Technologies, LLC**,
Dearborn, MI (US)

(**) Term: **15 Years**

(21) Appl. No.: **29/640,759**

(22) Filed: **Mar. 16, 2018**

(51) **LOC (12) Cl.** **12-16**

(52) **U.S. Cl.**
USPC **D12/209**

(58) **Field of Classification Search**
USPC D12/204–213; D21/533, 561, 563
CPC B60B 7/00; B60B 7/02; B60B 7/04; B60B
7/06; B60B 3/02; B60B 3/04; B60B 3/06;
B60B 3/10; B60B 1/00; B60B 1/08;
B60B 1/10; B60B 1/12

See application file for complete search history.

(56) **References Cited**

U.S. PATENT DOCUMENTS

D540,240 S * 4/2007 Kountouras D12/211
D567,167 S * 4/2008 Forster D12/211

D670,632 S * 11/2012 Schweizer D12/211
D672,702 S * 12/2012 Pollmann D12/211
D730,795 S * 6/2015 Mays D12/209
D738,804 S * 9/2015 George D12/209
D741,237 S * 10/2015 Furst D12/209
D746,751 S * 1/2016 Wheel D12/209
D763,760 S * 8/2016 Gale D12/209
D767,464 S * 9/2016 Juergens D12/209
D773,370 S * 12/2016 Bucher D12/211
D778,801 S * 2/2017 Bucher D12/211
D784,898 S * 4/2017 Setter D12/211
D788,005 S * 5/2017 Peat D12/211
D805,991 S * 12/2017 Platto D12/209
D808,324 S * 1/2018 Ninov D12/211
D811,979 S * 3/2018 Svensson D12/211
D823,771 S * 7/2018 Mueller D12/209
D826,824 S * 8/2018 Platto D12/209
D835,559 S * 12/2018 Langhals D12/209
D838,648 S * 1/2019 Metros D12/209

* cited by examiner

Primary Examiner — Sheryl Lane

Assistant Examiner — Calvin E Vansant

(74) *Attorney, Agent, or Firm* — Vichit Chea



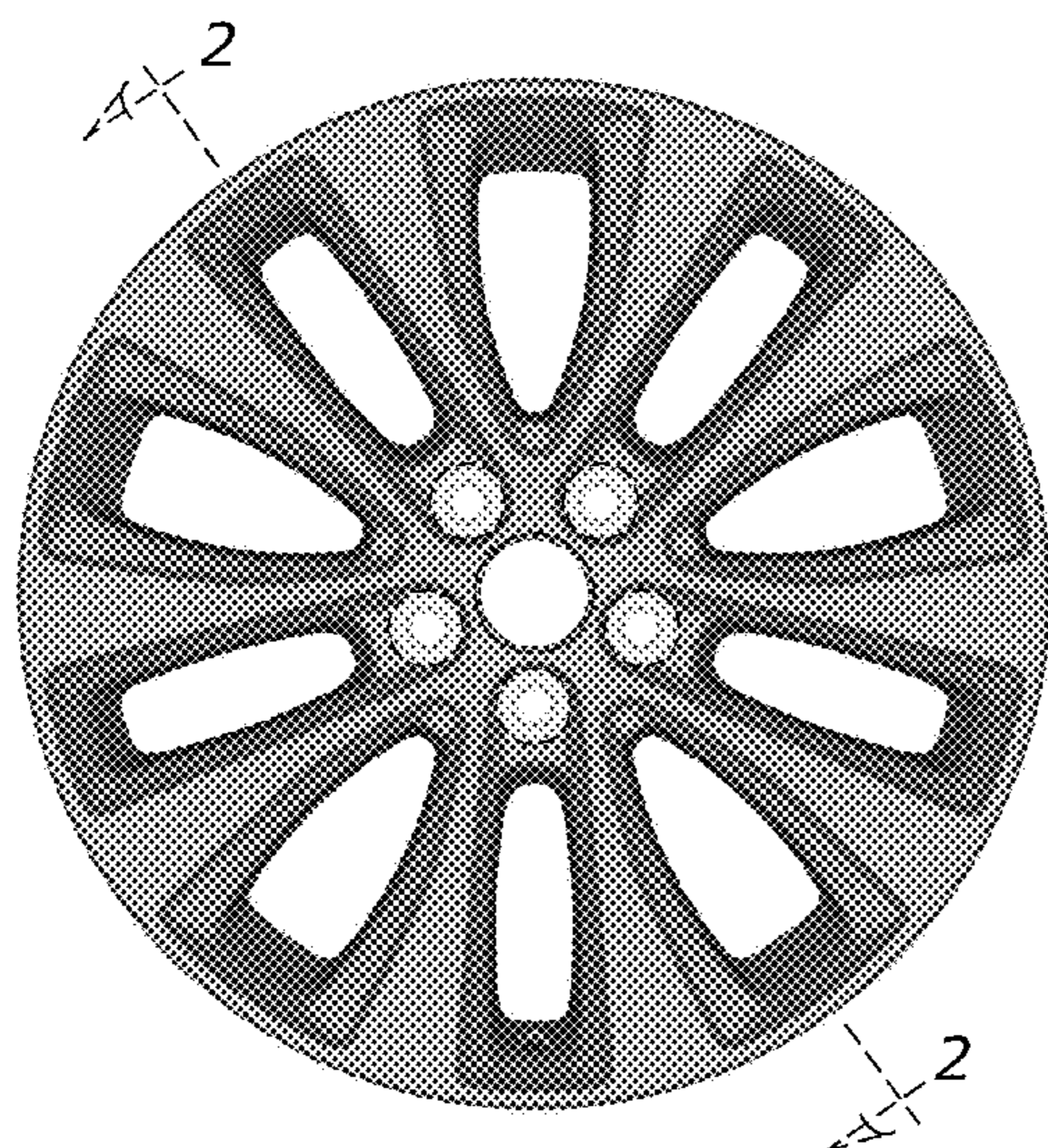
(57) **CLAIM**

The ornamental design for a vehicle wheel, as shown and described.

DESCRIPTION

FIG. 1 is a front elevational view of a vehicle wheel showing our new design;
FIG. 2 is a cross sectional side view thereof; and,
FIG. 3 is a side perspective view of a front face thereof.
Any broken lines represent an internal boundary of the design; the line itself and the area within form no part of the claim.

1 Claim, 3 Drawing Sheets



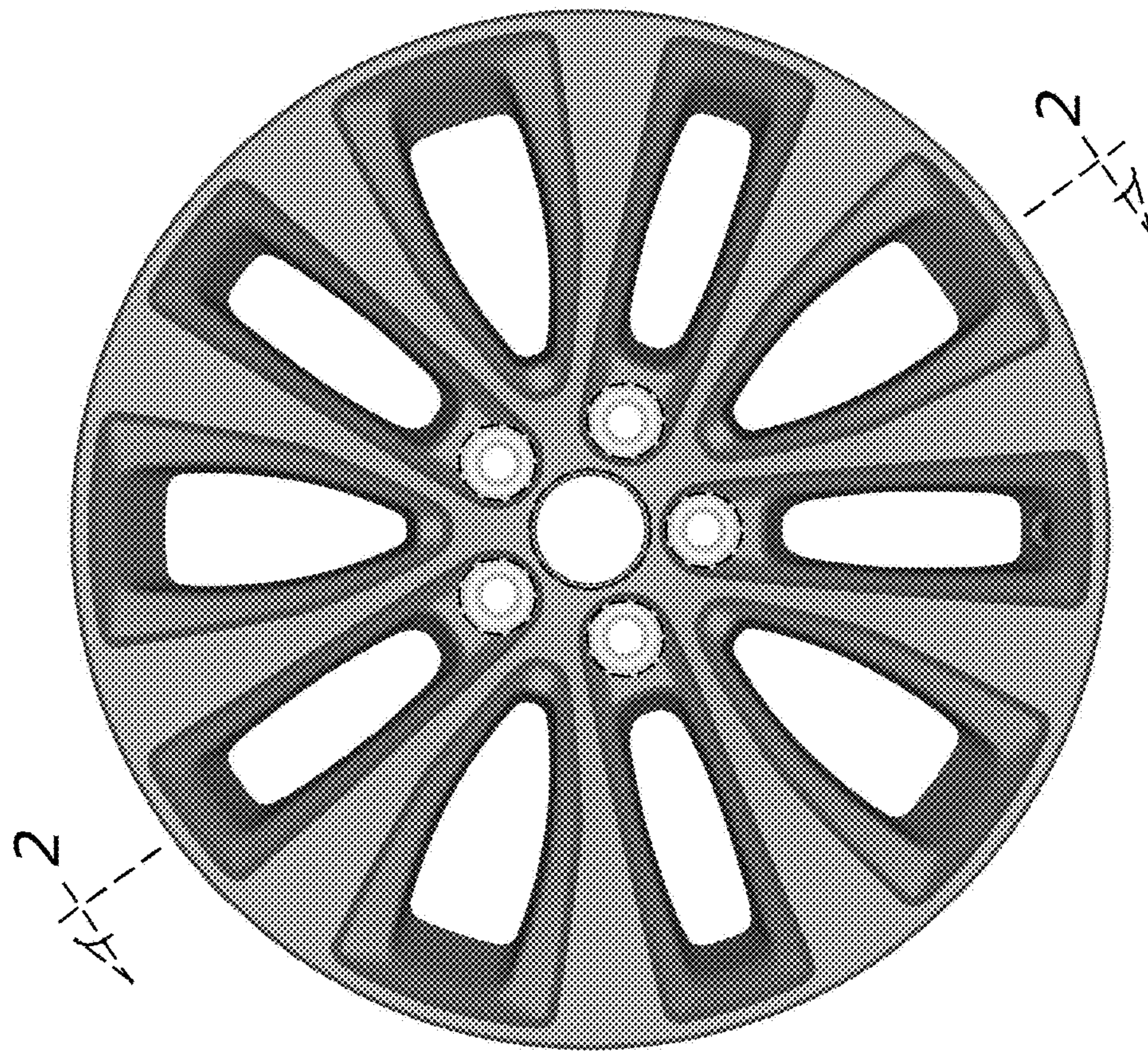


Fig. 1




Fig. 2




Fig. 3