



US00D858395S

(12) **United States Design Patent** (10) **Patent No.:** **US D858,395 S**
Harriton et al. (45) **Date of Patent:** **** Sep. 3, 2019**

(54) **VEHICLE SKID PLATE**

D488,415 S * 4/2004 Gough D12/190
D496,898 S * 10/2004 Metros D12/203
D769,163 S * 10/2016 Platto D12/196

(71) Applicant: **StreetCar ORV LLC**, Wixom, MI (US)

(72) Inventors: **David Harriton**, Missoula, MT (US);
Mark Stouffer, Oakland Township, MI (US)

(73) Assignee: **STREETCAR ORV LLC**, Wixom, MI (US)

(**) Term: **15 Years**

(21) Appl. No.: **29/624,334**

(22) Filed: **Oct. 31, 2017**

(51) **LOC (12) Cl.** **12-16**

(52) **U.S. Cl.**
USPC **D12/196**

(58) **Field of Classification Search**
USPC D12/86, 90-92, 190, 196
CPC B60J 5/04; B60J 5/0412; B62D 21/00;
B62D 21/10; B62D 27/00; B62D 29/00;
B62D 25/20

See application file for complete search history.

(56) **References Cited**

U.S. PATENT DOCUMENTS

D297,229 S * 8/1988 Sermersheim D12/190
D476,934 S * 7/2003 Murkett D12/196

OTHER PUBLICATIONS

American Expedition Vehicles Facebook skid plate <https://www.facebook.com/aevehicles/photos/a.277001619034263/2029655940435480/?type=3&theater> Dec. 6, 2018 (Year: 2018).*

* cited by examiner

Primary Examiner — Leanne Was-Englehart

(74) *Attorney, Agent, or Firm* — Quinn IP Law

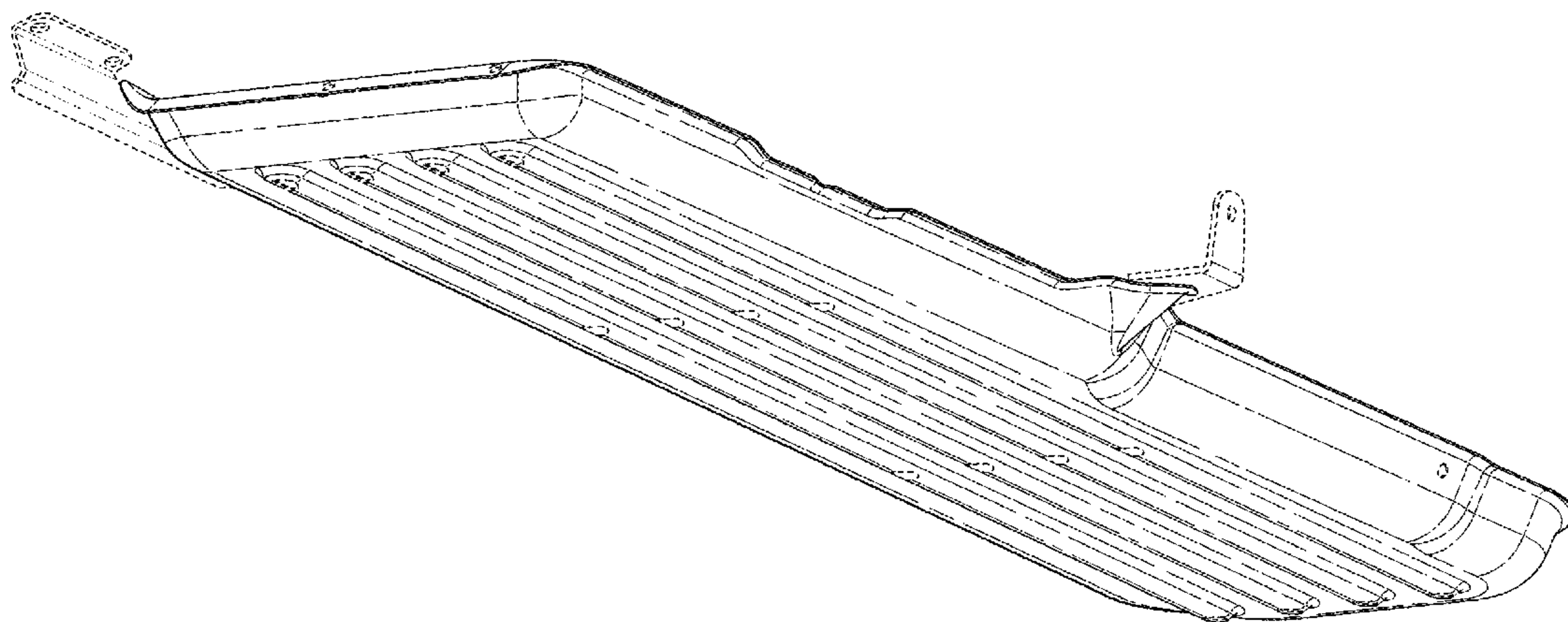
(57) **CLAIM**

We claim the ornamental design for a vehicle skid plate, as shown and described.

DESCRIPTION

FIG. 1 is a top, right, and rear perspective view of a vehicle skid plate,
FIG. 2 is a bottom, front, and left rear perspective view of the vehicle skid plate,
FIG. 3 is a front elevation view of the vehicle skid plate,
FIG. 4 is a rear elevation view of the vehicle skid plate,
FIG. 5 is a left side elevation view of the vehicle skid plate,
FIG. 6 is a right side elevation view of the vehicle skid plate,
FIG. 7 is a top plan view of the vehicle skid plate; and,
FIG. 8 is a bottom plan view of the vehicle skid plate.
All broken lines illustrate portions of the vehicle skid plate to which the design is applied that form no part of the claim.

1 Claim, 5 Drawing Sheets



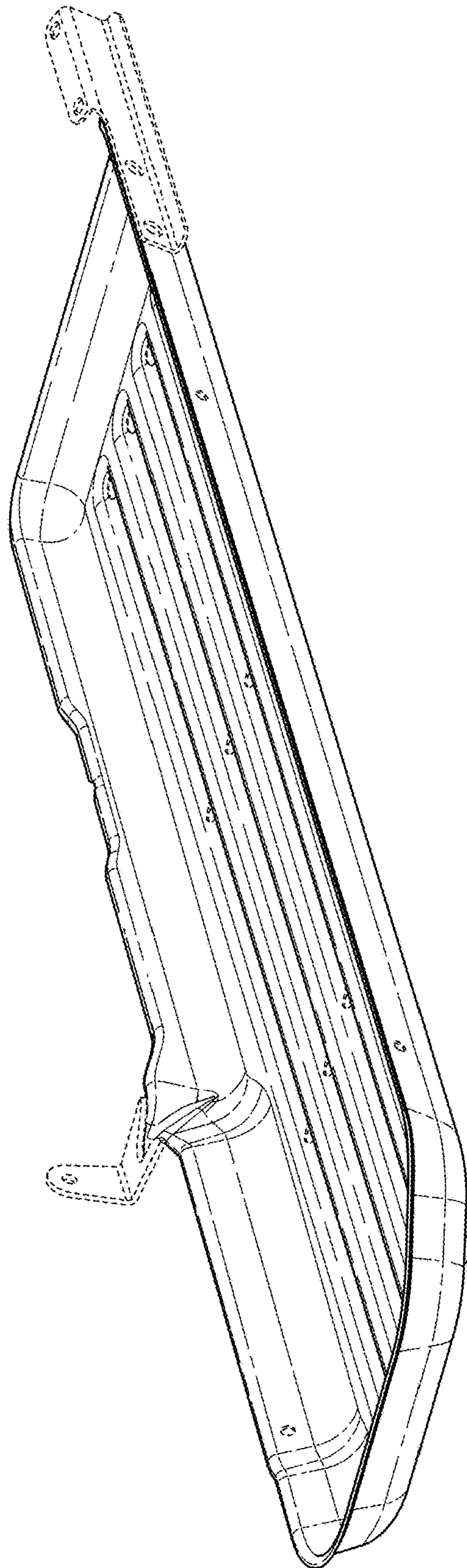


FIG. 1

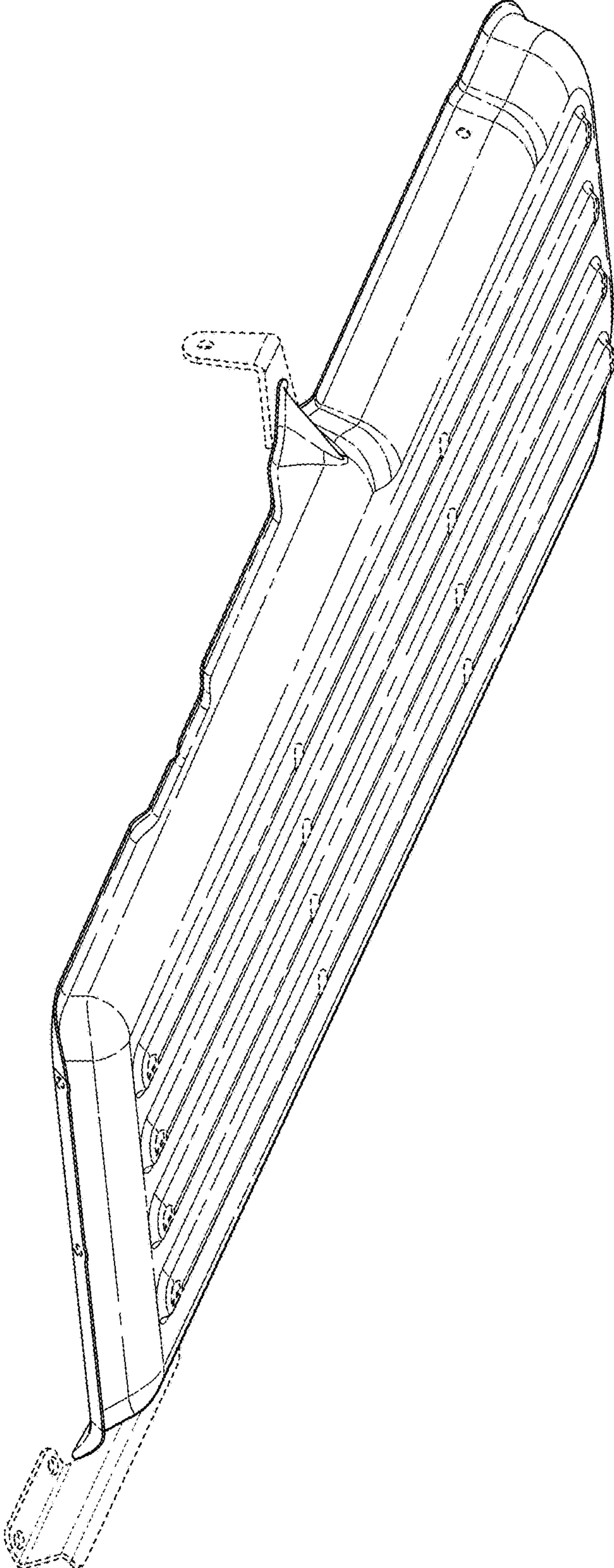


FIG. 2

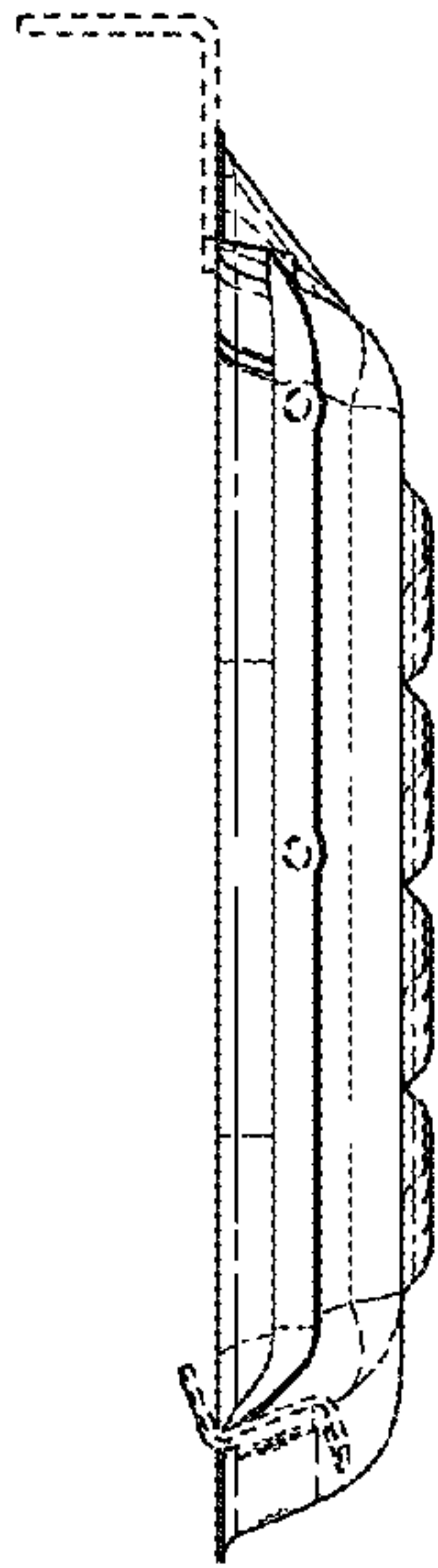


FIG. 3



FIG. 4

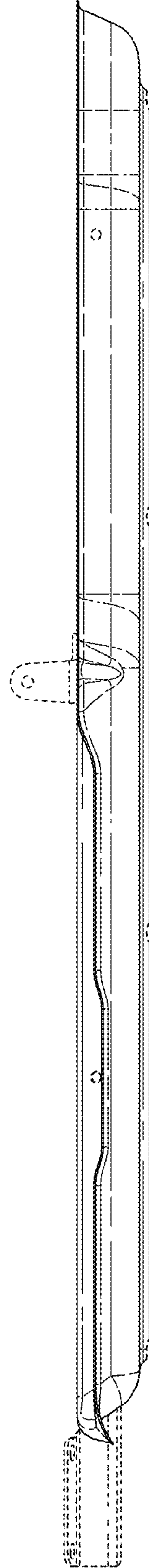


FIG. 5

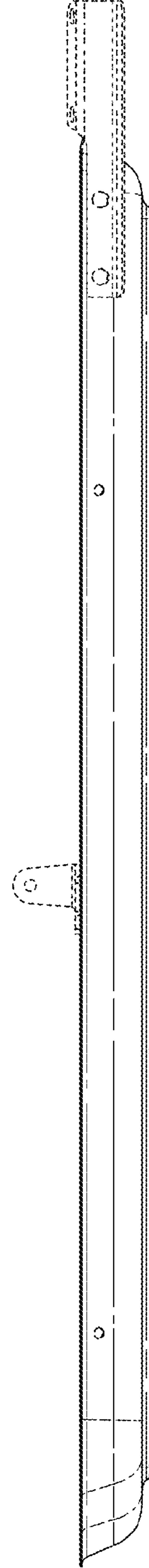


FIG. 6

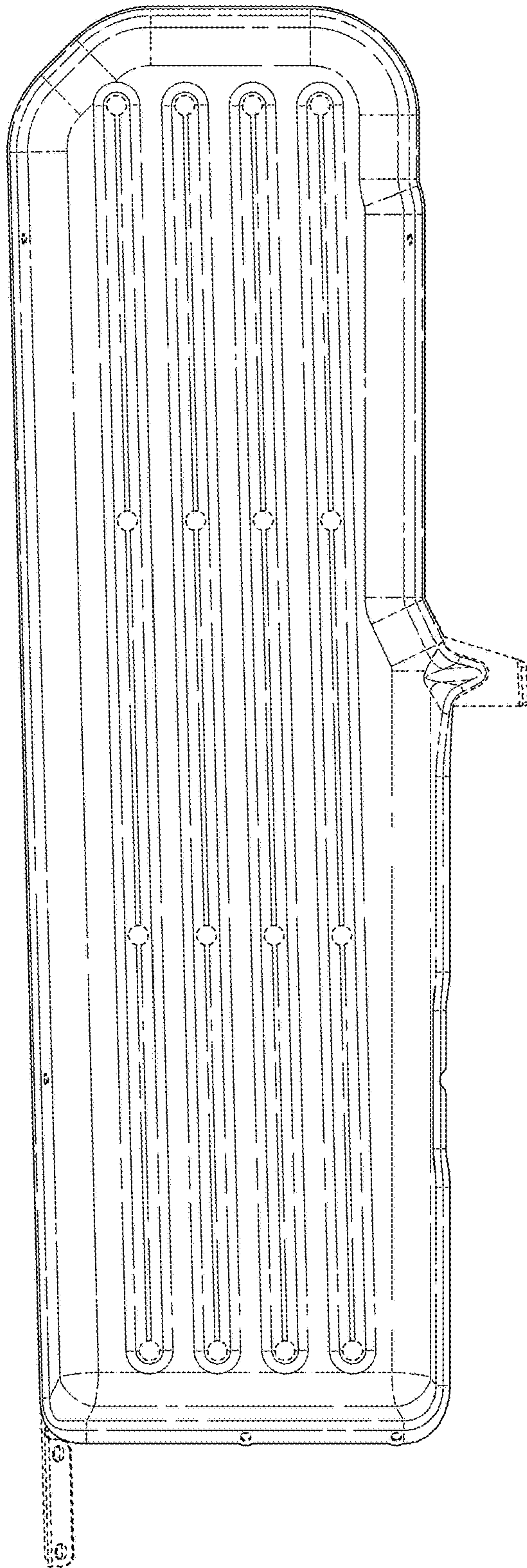


FIG. 7

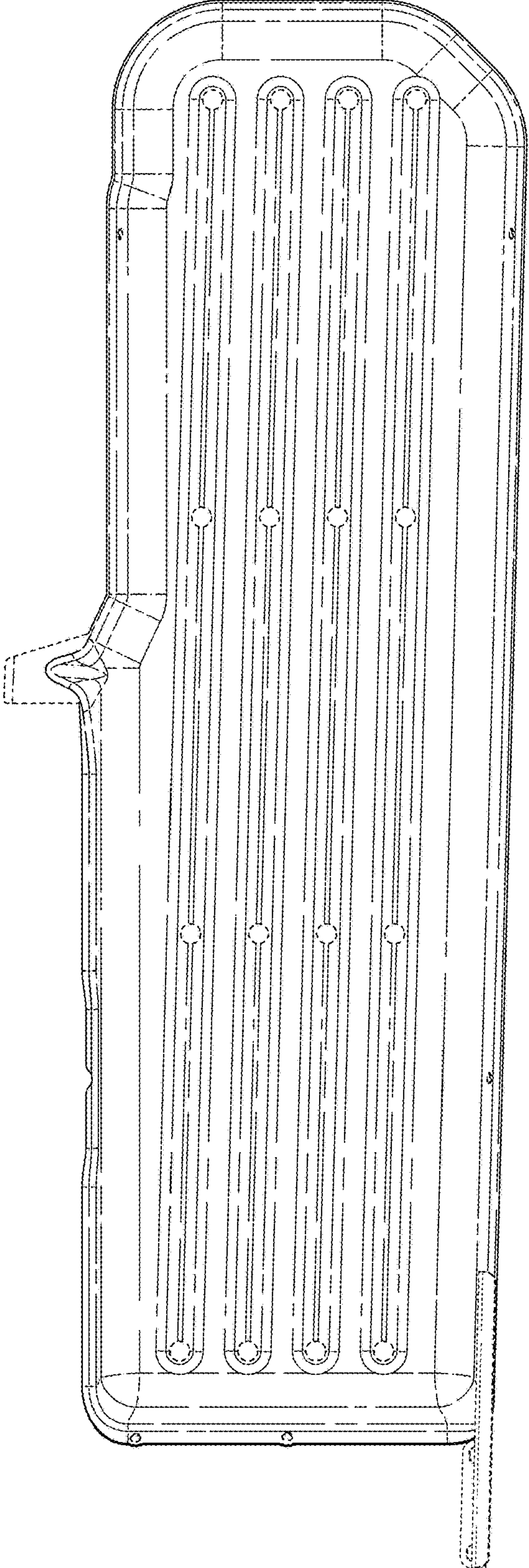


FIG. 8