



US00D858392S

(12) **United States Design Patent**  
**Pugliesi et al.**

(10) **Patent No.:** **US D858,392 S**

(45) **Date of Patent:** **\*\* Sep. 3, 2019**

(54) **MODULE FOR PASSENGER SERVICE UNIT**

(56)

**References Cited**

(71) Applicant: **EMBRAER S.A.**, São José dos Campos—SP (BR)

(72) Inventors: **Fernanda Loth Pugliesi**, São José dos Campos (BR); **Bruno Kimura Castanha**, São José dos Campos (BR); **Jay Beever**, São José dos Campos (BR); **Joshua Rea**, São José dos Campos (BR); **Rainer Zierer**, São José dos Campos (BR)

(73) Assignee: **EMBRAER S.A.**, São José dos Campos—SP (BR)

(\*\*) Term: **15 Years**

(21) Appl. No.: **29/619,503**

(22) Filed: **Sep. 29, 2017**

(51) **LOC (12) Cl.** ..... **12-16**

(52) **U.S. Cl.**  
USPC ..... **D12/195**

(58) **Field of Classification Search**  
USPC ..... D12/195, 193, 414, 190, 196; D15/17, D15/28; D10/46, 98, 102–103; D8/302–303  
CPC ..... B60J 5/04  
See application file for complete search history.

**U.S. PATENT DOCUMENTS**

D794,523 S *	8/2017	Pepin .....	D12/195
D807,265 S *	1/2018	McNutt .....	D12/190
D811,969 S *	3/2018	Sethapun .....	D12/192
D811,970 S *	3/2018	Lokers .....	D12/195
D811,971 S *	3/2018	Lokers .....	D12/195
D818,920 S *	5/2018	Hodges .....	D12/195
D826,124 S *	8/2018	Unveren .....	D12/195
D833,354 S *	11/2018	Hodges .....	D12/195
2006/0037794 A1 *	2/2006	Riha .....	B60K 37/00 180/90
2018/0154743 A1 *	6/2018	Rao .....	B60R 13/0243

\* cited by examiner

*Primary Examiner* — Katrina A Betton

(74) *Attorney, Agent, or Firm* — Nixon & Vanderhye P.C.

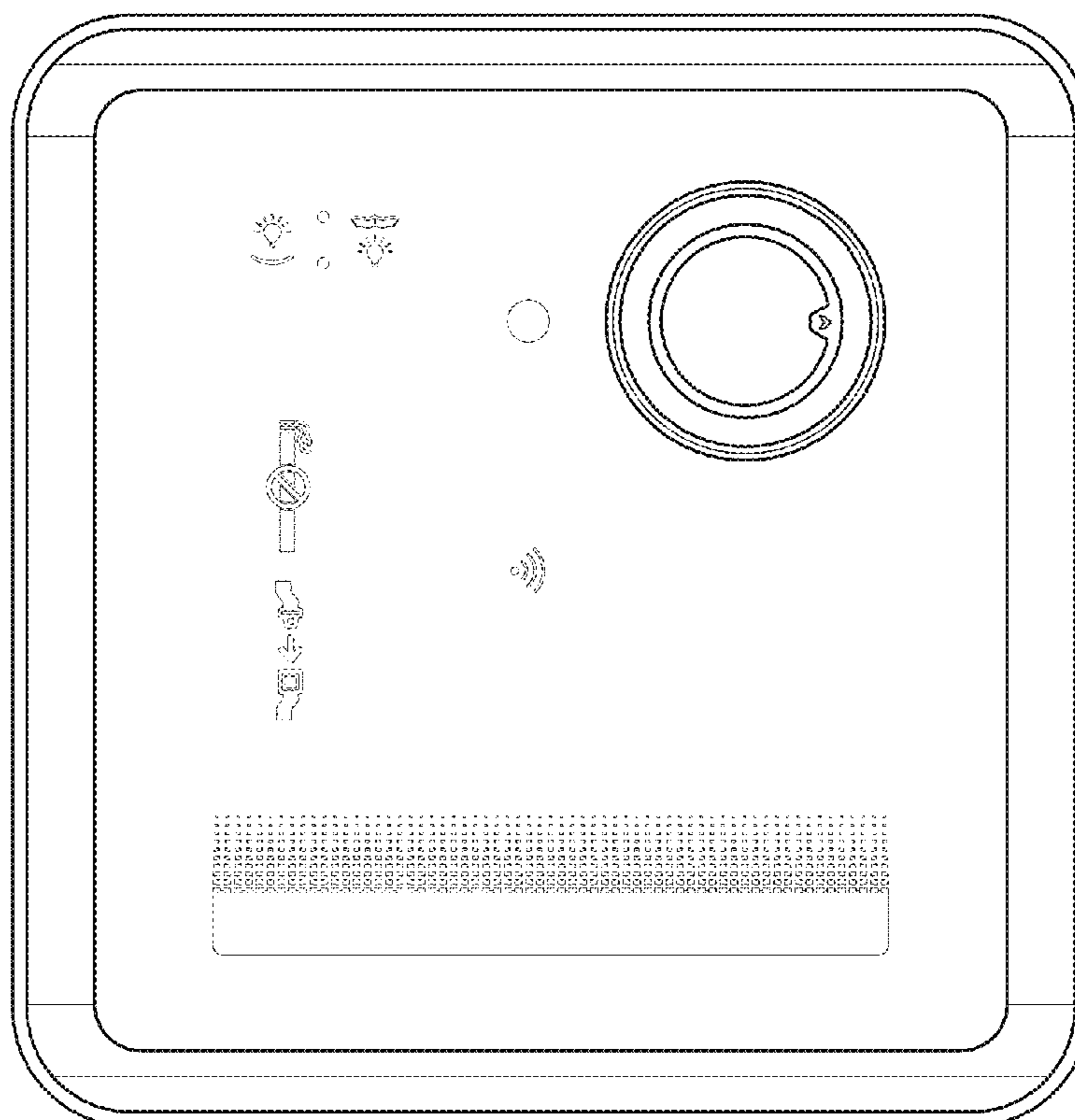
(57) **CLAIM**

The ornamental design for a “module for passenger service unit”, as shown and described.

**DESCRIPTION**

FIG. 1 is a perspective view of our new and original design for a module for passenger service unit, FIG. 2 is a left end elevation view thereof; FIG. 3 is a right end elevation view thereof; FIG. 4 is a left side elevation view thereof; FIG. 5 is a right side elevation view thereof; FIG. 6 is a top plan view thereof; and, FIG. 7 is a bottom plan view thereof.

**1 Claim, 4 Drawing Sheets**



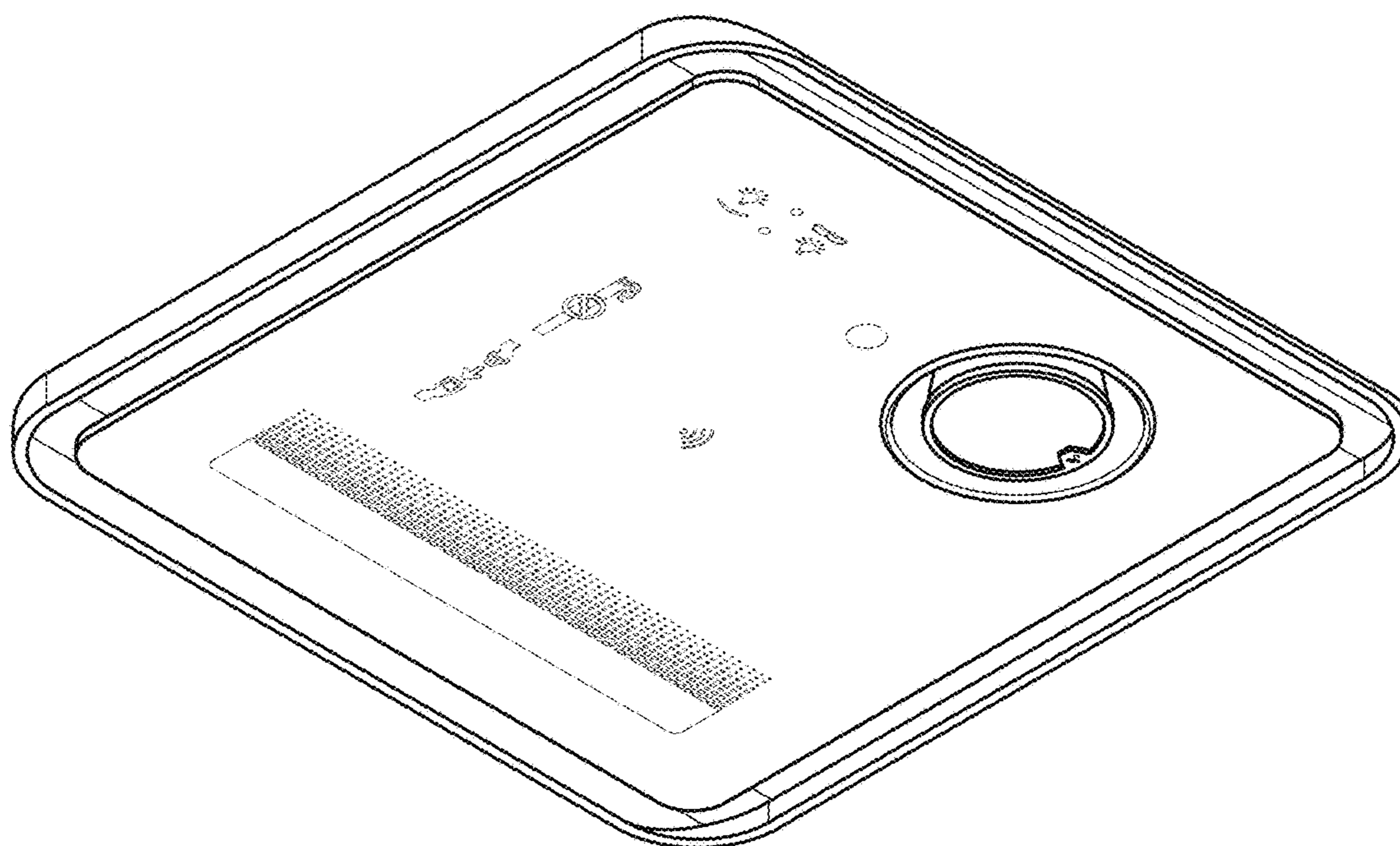


FIG. 1



FIG. 2



FIG. 3



FIG. 4



FIG. 5




FIG. 6

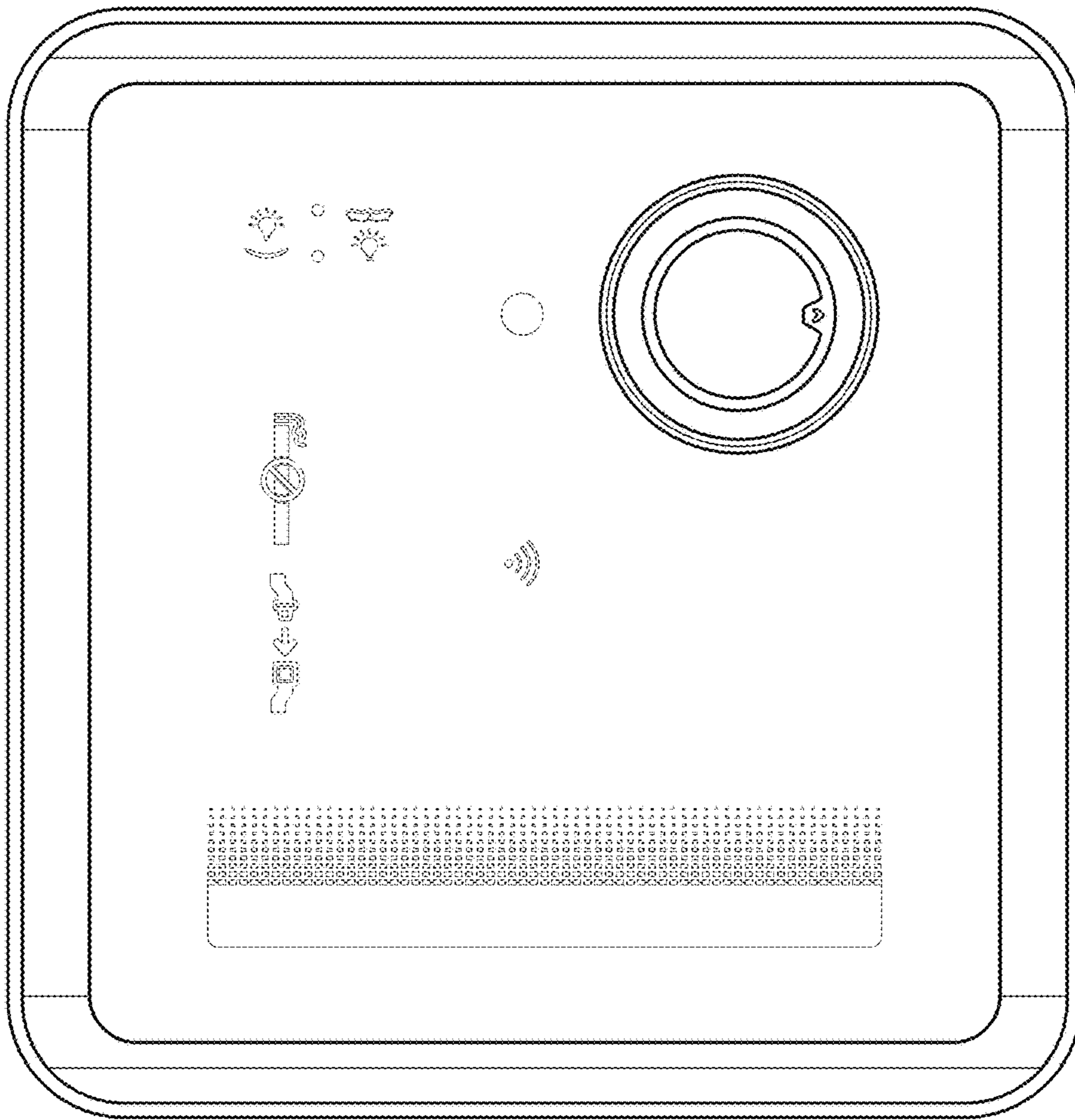


FIG. 7