



US00D858384S

(12) **United States Design Patent** (10) **Patent No.:** **US D858,384 S**  
**Bednar et al.** (45) **Date of Patent:** **\*\* Sep. 3, 2019**

(54) **FAIRING FOR AUTOMOBILE RACK**  
(71) Applicant: **Colorado Fairing Company, LLC**,  
Lakewood, CO (US)  
(72) Inventors: **Bradford Warren Bednar**, Lakewood,  
CO (US); **Archie Jacob Bernstein**,  
Littleton, CO (US)  
(73) Assignee: **Colorado Fairing Company, LLC**,  
Lakewood, CO (US)

D754,042 S 4/2016 Pennington  
D754,578 S 4/2016 Buck  
D754,579 S 4/2016 Battams  
D776,585 S 1/2017 Eriksson  
D784,877 S \* 4/2017 Lee ..... D12/181  
D786,156 S \* 5/2017 Kang ..... D12/181

(Continued)

*Primary Examiner* — Katrina A Betton  
(74) *Attorney, Agent, or Firm* — Trenner Law Firm, LLC;  
Mark D. Trenner

(\*\*) Term: **15 Years**

(57) **CLAIM**  
The ornamental design for a fairing for automobile rack, as  
shown and described.

(21) Appl. No.: **29/597,781**

**DESCRIPTION**

(22) Filed: **Mar. 20, 2017**

(51) **LOC (12) Cl.** ..... **12-16**

(52) **U.S. Cl.**  
USPC ..... **D12/181**

(58) **Field of Classification Search**  
CPC .... B60R 9/00; B60R 9/02; B60R 9/04; B60R  
9/08; B60R 9/042; B60R 9/0423; B60R  
9/0426; B60R 9/045; B60R 9/048; B60R  
9/0485; B60R 9/05; B60R 9/052; B60R  
9/055; B60R 9/058; B60R 9/06; B60R  
9/065; B60R 9/10; B60R 9/12

FIG. 1 is a perspective view of the fairing design;  
FIG. 2 is an exploded perspective view of the design  
corresponding to FIG. 1, with front and back faces of the  
fairing shown separated for completeness of illustration;  
FIG. 3 is a front view of the design corresponding to FIG.  
1;  
FIG. 4 is a back view of the design corresponding to FIG. 1;  
FIG. 5 is a bottom view of the design corresponding to FIG.  
1;  
FIG. 6 is a top view of the design corresponding to FIG. 1;  
FIG. 7 is a right-side view of the design corresponding to  
FIG. 1;  
FIG. 8 is a left-side view of the design corresponding to FIG.  
1; and,  
FIG. 9 is a perspective view of the design corresponding to  
FIG. 1 as it may be provided on an automobile rack.  
wherein a graphic is shown in broken lines on the front and  
back faces of the fairing, the graphic does not form a part of  
the design; and  
wherein the automobile and rack of FIG. 9 is shown in  
broken line to show environment and do not form a part of  
the design.

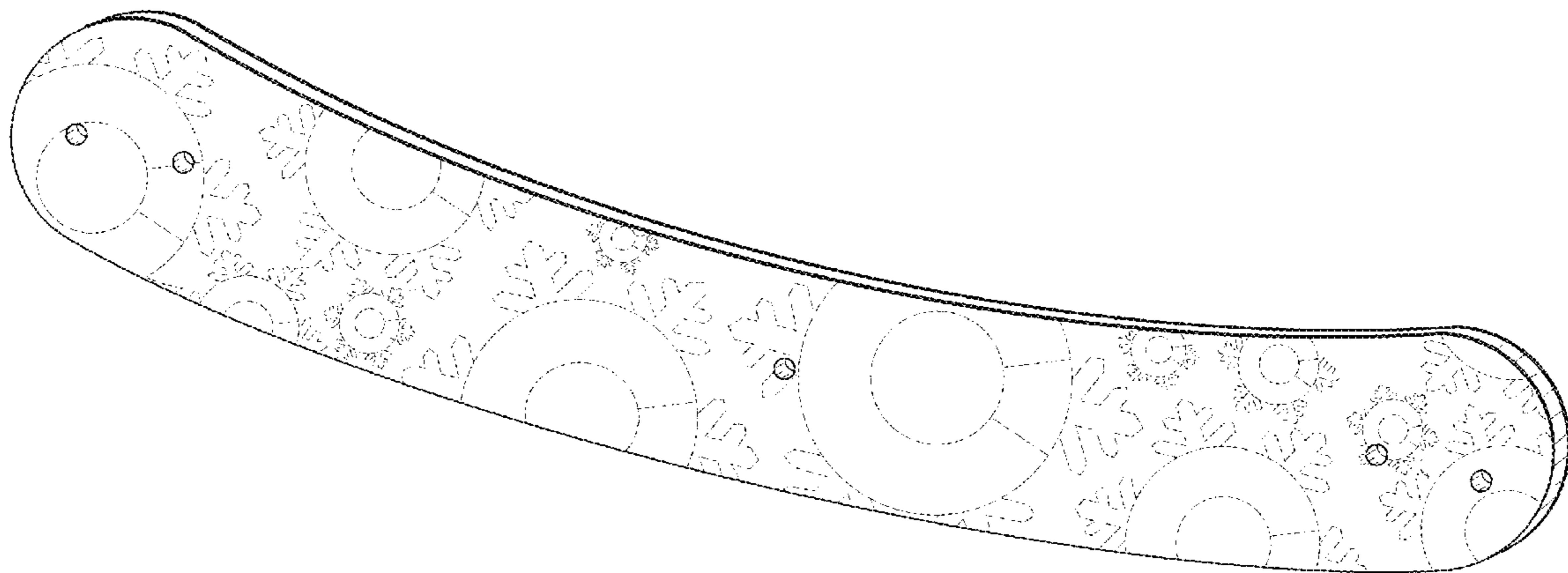
See application file for complete search history.

(56) **References Cited**

**U.S. PATENT DOCUMENTS**

6,547,306 B2 4/2003 Espinose  
D561,671 S 2/2008 Ma  
D599,647 S 9/2009 Cubides  
D683,677 S 6/2013 Varga  
D705,141 S 5/2014 Jensen  
D716,204 S 10/2014 Butterworth  
D726,608 S \* 4/2015 Curic ..... D12/181  
D746,191 S \* 12/2015 Chen ..... D12/181

**1 Claim, 5 Drawing Sheets**



(56)

**References Cited**

U.S. PATENT DOCUMENTS

D788,660 S \* 6/2017 Buck ..... D12/181  
D801,243 S \* 10/2017 Cosme ..... D12/181  
D827,524 S \* 9/2018 Behmer ..... D12/181

\* cited by examiner

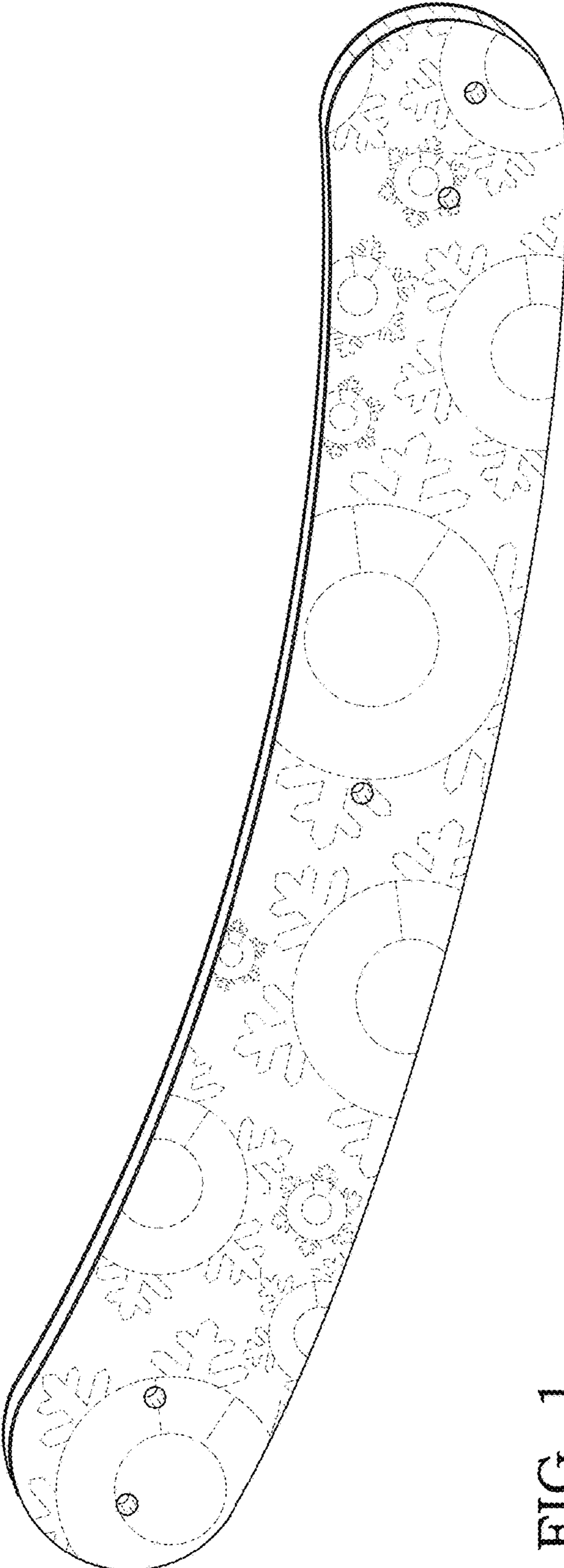


FIG. 1

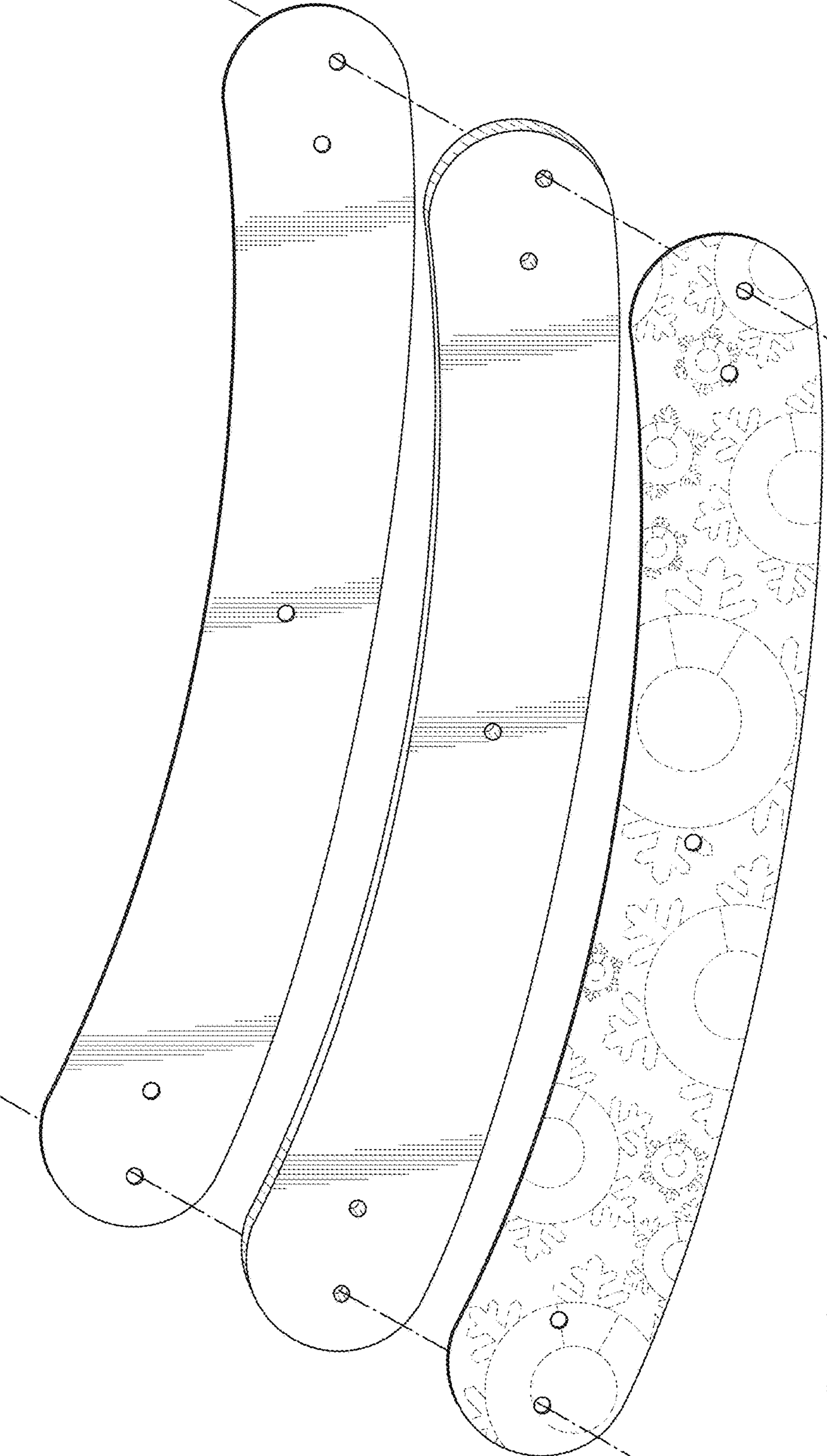


FIG. 2

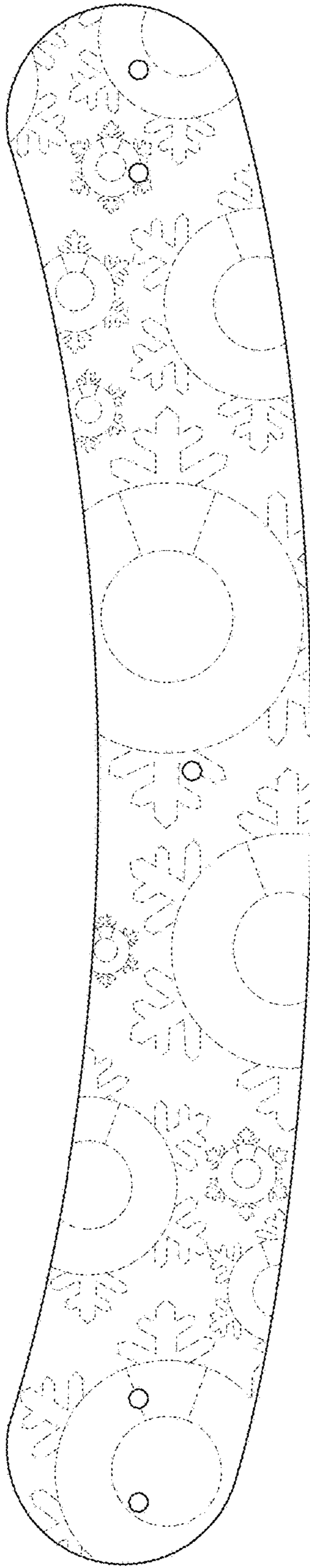


FIG. 3

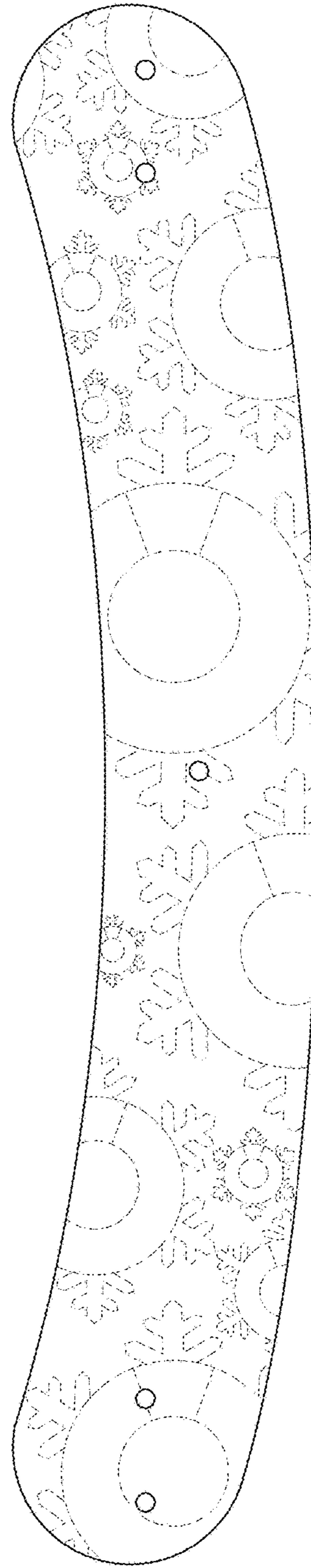


FIG. 4



FIG. 5



FIG. 6




FIG. 7




FIG. 8

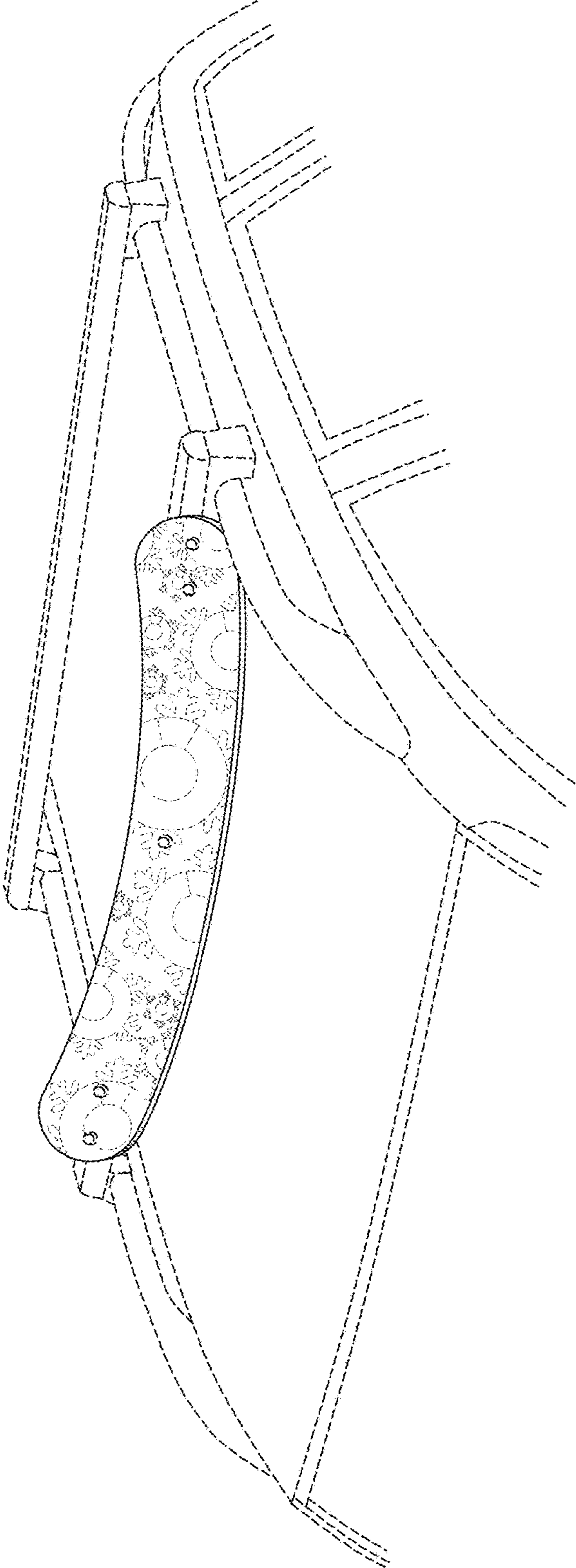


FIG. 9