



US00D858367S

(12) **United States Design Patent**  
**Kosh et al.**

(10) **Patent No.:** **US D858,367 S**  
(45) **Date of Patent:** **\*\* Sep. 3, 2019**

- (54) **ANKLE STRAP**
- (71) Applicant: **Bodypoint, Inc.**, Seattle, WA (US)
- (72) Inventors: **Matthew Kosh**, Seattle, WA (US);  
**Denise L. Hagan**, Seattle, WA (US)
- (73) Assignee: **BODYPOINT, INC.**, Seattle, WA (US)
- (\*\*) Term: **15 Years**
- (21) Appl. No.: **29/630,852**
- (22) Filed: **Dec. 22, 2017**
- (51) **LOC (12) Cl.** ..... **12-12**
- (52) **U.S. Cl.**  
USPC ..... **D12/133**
- (58) **Field of Classification Search**  
USPC ..... D12/128-133  
CPC ..... A61G 5/00-14; A61G 5/04; A61G  
5/041-047; A61G 2005/048  
See application file for complete search history.

- 6,250,651 B1 \* 6/2001 Reuss ..... A43C 11/1406  
24/70 SK
- D501,990 S \* 2/2005 Carr ..... D3/215
- 6,938,623 B2 \* 9/2005 Graupner ..... A61F 5/3776  
128/869
- 7,455,651 B2 \* 11/2008 Mollica ..... A61F 13/066  
128/845
- 7,717,824 B2 \* 5/2010 Pinto ..... A63B 21/002  
482/138
- 9,522,293 B2 \* 12/2016 Eastwood ..... A63B 21/0442

\* cited by examiner

*Primary Examiner* — Charles D Hanson

(74) *Attorney, Agent, or Firm* — Kilpatrick Townsend & Stockton LLP

(57) **CLAIM**

The ornamental design for ankle strap, as shown and described.

**DESCRIPTION**

FIG. 1 is a perspective view of the ankle strap showing our new design;  
 FIG. 2 is a front elevational view thereof;  
 FIG. 3 is a left side elevational view thereof;  
 FIG. 4 is a right side elevational view thereof;  
 FIG. 5 is a top plan view thereof; and,  
 FIG. 6 is a bottom plan view thereof.  
 The broken line showing is for illustrative purposes only and forms no part of the claimed design.

**1 Claim, 2 Drawing Sheets**

- (56) **References Cited**  
U.S. PATENT DOCUMENTS
- 3,618,598 A \* 11/1971 Davis ..... A61F 5/0585  
602/27
- D281,005 S \* 10/1985 Larsen ..... D21/694
- 5,645,516 A \* 7/1997 Foster ..... A63B 21/0004  
482/121
- D389,444 S 1/1998 Kosh
- 5,771,608 A \* 6/1998 Peterson ..... A43B 5/00  
36/50.1

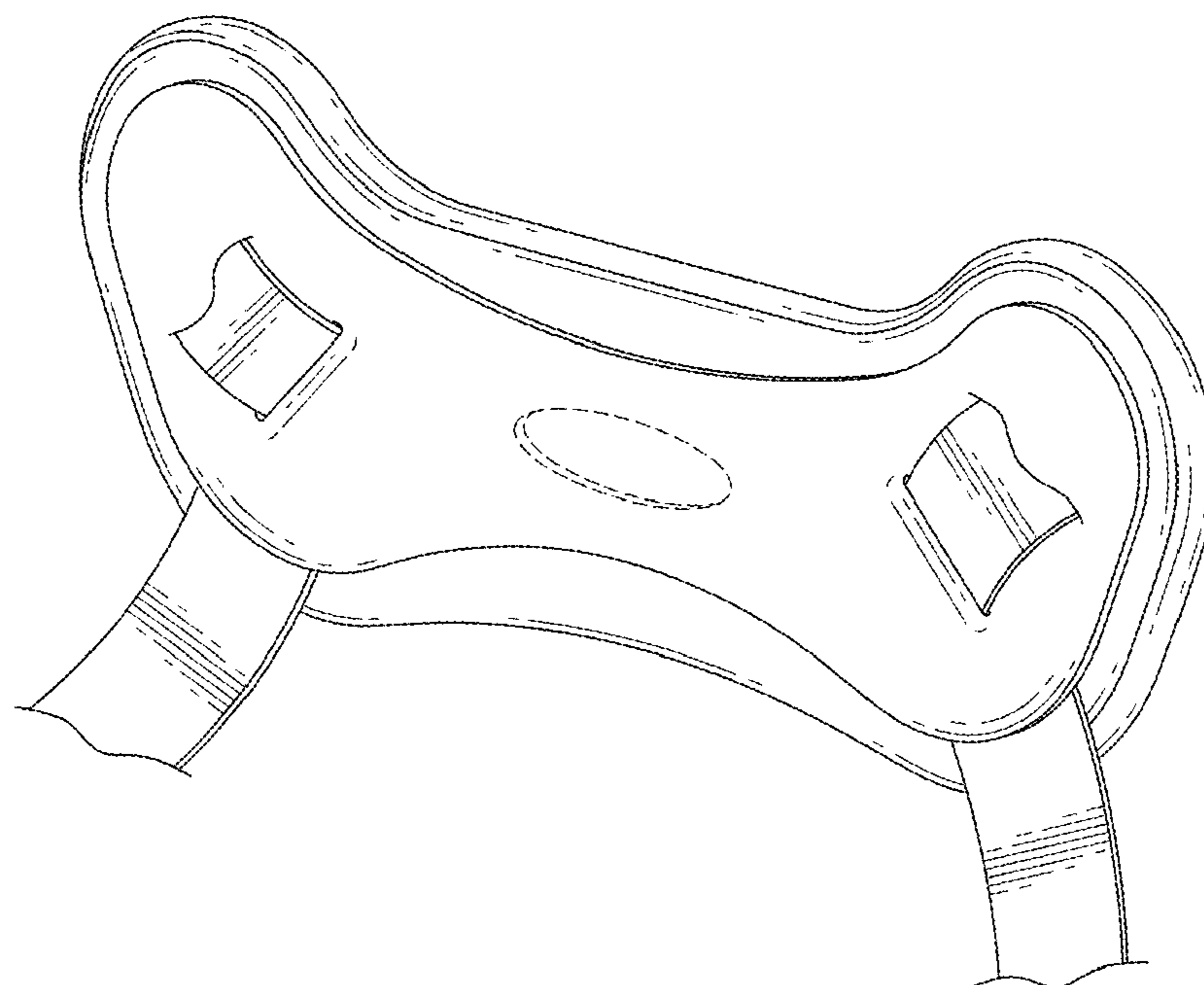


FIG. 1

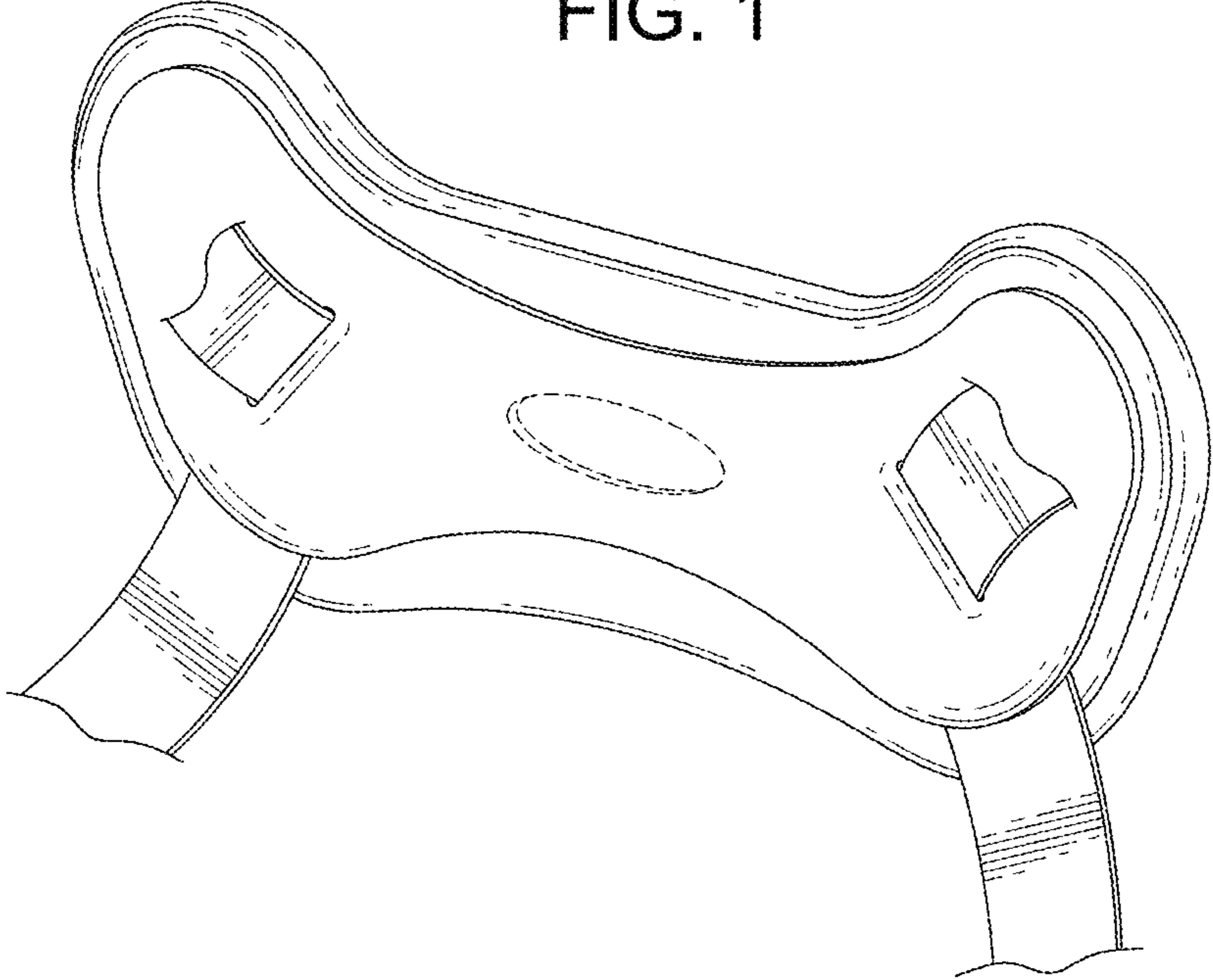


FIG. 2

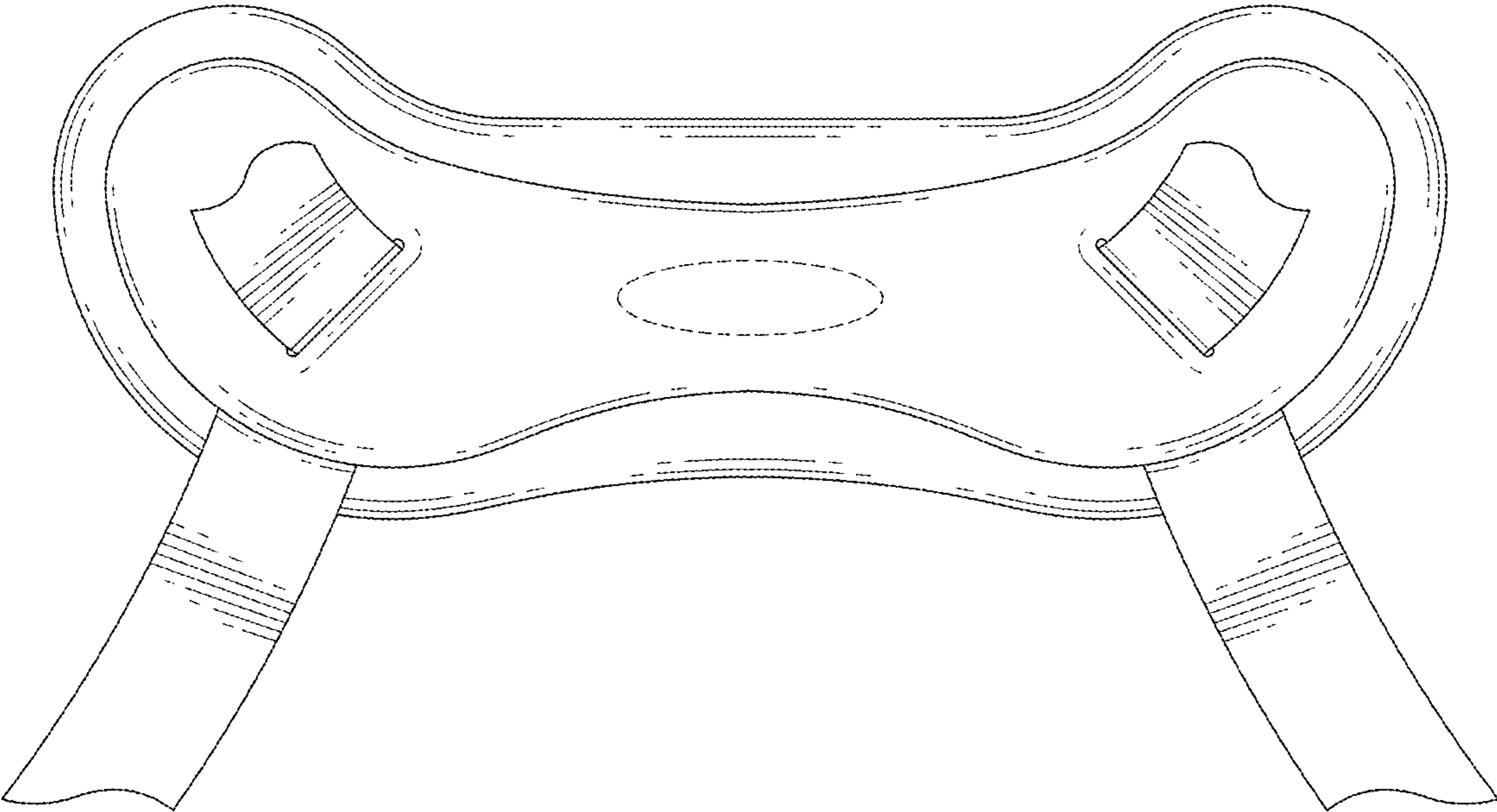


FIG. 3

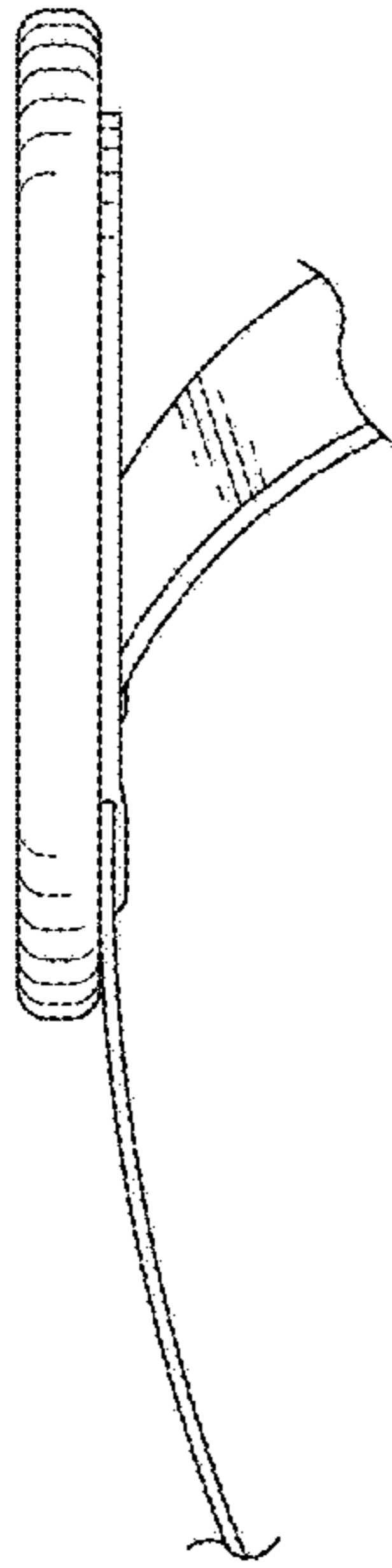


FIG. 4

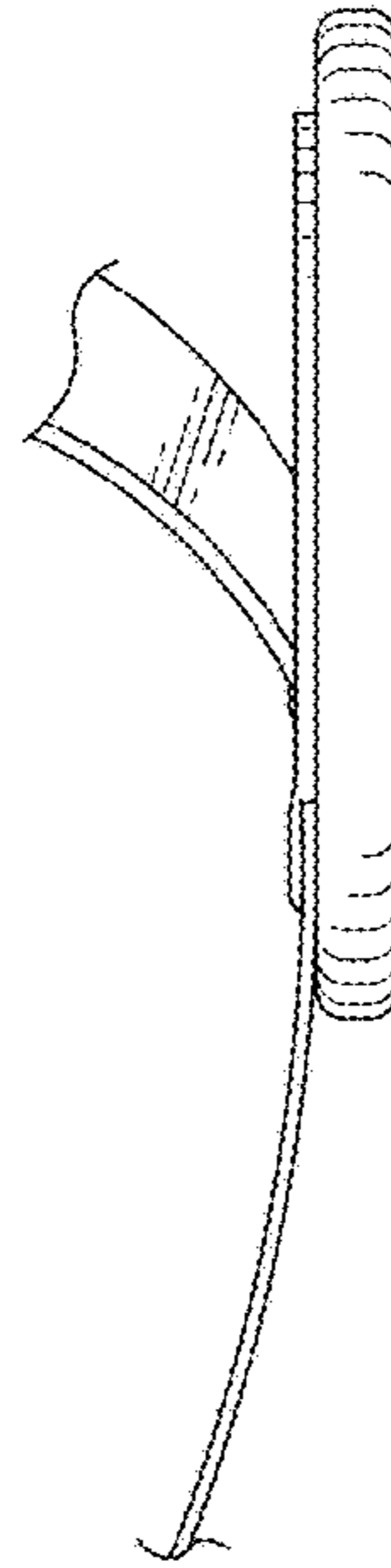


FIG. 5




FIG. 6

