



US00D858362S

(12) **United States Design Patent** (10) **Patent No.:** **US D858,362 S**
Maffe' (45) **Date of Patent:** **** Sep. 3, 2019**

- (54) **RACKS FOR CYCLES OR MOTORCYLES**
- (71) Applicant: **PIAGGIO & C. S.p.A.**, Pontedera (Pisa) (IT)
- (72) Inventor: **Francesco Maffe'**, Pontedera (IT)
- (73) Assignee: **PIAGGIO & C. S.P.A.**, Pontedera (IT)
- (**) Term: **15 Years**
- (21) Appl. No.: **29/658,209**
- (22) Filed: **Jul. 30, 2018**

D310,808 S *	9/1990	Kosecoff	D12/407
D310,809 S *	9/1990	Pawsat	D12/407
D364,140 S *	11/1995	Gustaysen	D12/107
D374,422 S *	10/1996	Gogan	D12/407
D376,344 S *	12/1996	Gogan	D12/407
D385,846 S *	11/1997	Gogan	D12/407
D386,468 S *	11/1997	Gogan	D12/407
D388,394 S *	12/1997	Gogan	D12/407
D392,247 S *	3/1998	Gogan	D12/407
D395,420 S *	6/1998	Gogan	D12/407
D397,189 S *	8/1998	Pierret	D12/408
D405,412 S *	2/1999	Gogan	D12/407
D412,482 S *	8/1999	Chen	D12/408
D427,963 S *	7/2000	Gogan	D12/407
D430,531 S *	9/2000	Bally	D12/407
D439,215 S *	3/2001	Kahmann	D12/407
D575,722 S *	8/2008	Beauchamp	D12/412

(Continued)

Related U.S. Application Data

- (62) Division of application No. 29/589,239, filed on Dec. 29, 2016, now Pat. No. Des. 836,495.

Foreign Application Priority Data

- Jul. 1, 2016 (EM) 003260694

- (51) **LOC (12) Cl.** **12-11**
- (52) **U.S. Cl.**
USPC **D12/115**

- (58) **Field of Classification Search**
USPC D12/115, 120, 402, 406, 407, 408
CPC B60R 9/06; B60R 9/10; B62H 3/00; B62H 3/04; B62H 3/08; B62H 3/10; B62J 7/02; B62J 7/04
See application file for complete search history.

(56) **References Cited**

U.S. PATENT DOCUMENTS

D271,389 S *	11/1983	Turkington	D12/407
D276,331 S *	11/1984	Heiman	D12/407
D280,315 S *	8/1985	Druecker	D12/407
4,666,071 A *	5/1987	Irwin	B62J 7/04
			224/422
D303,781 S *	10/1989	Pletscher	D12/407

Primary Examiner — Michelle E. Wilson
Assistant Examiner — Clese Moore, Jr.
 (74) *Attorney, Agent, or Firm* — Cantor Colburn LLP

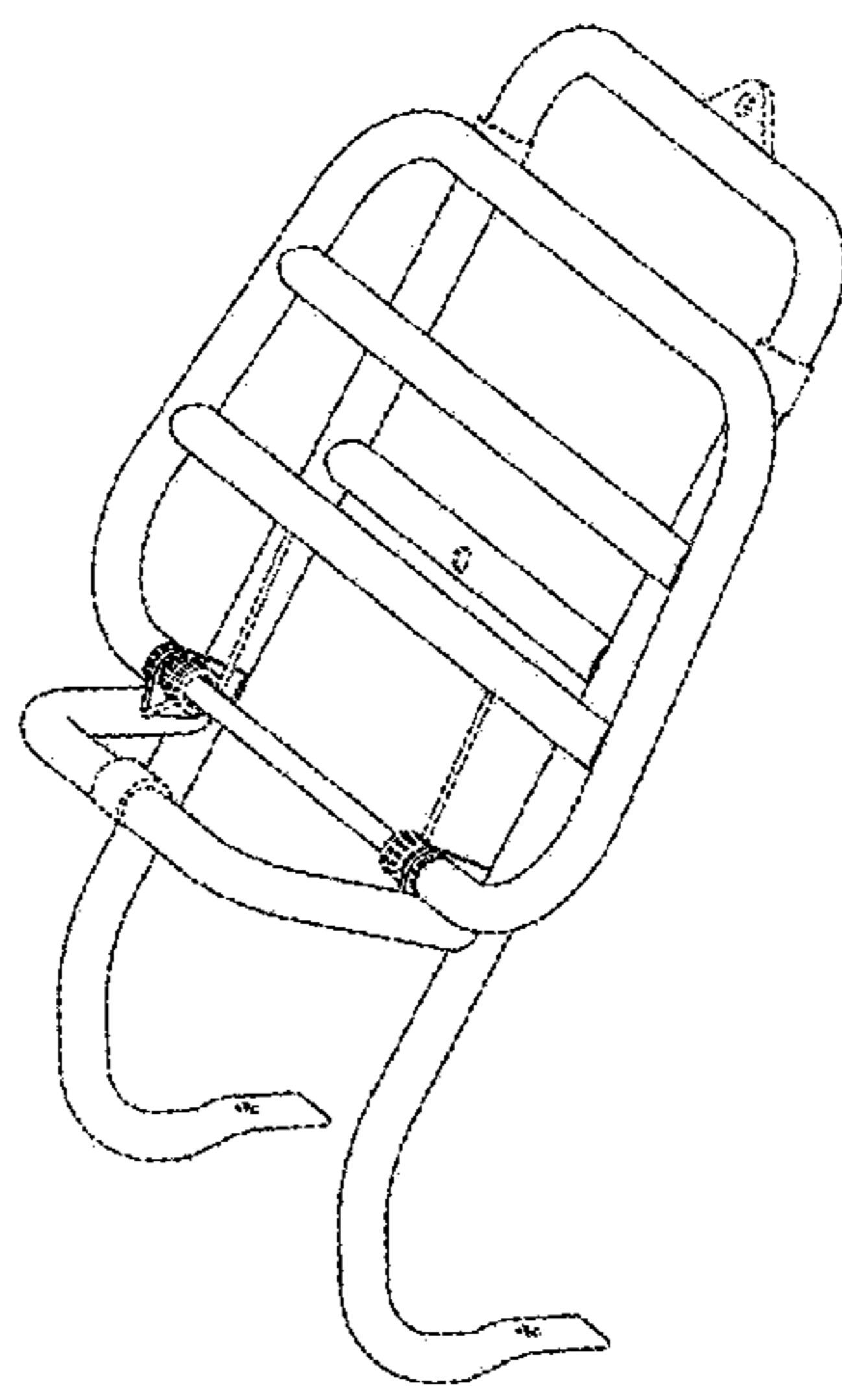
(57) **CLAIM**

The ornamental design for the racks for cycles or motorcycles, as shown and described.

DESCRIPTION

FIG. 1 is a perspective view of the racks for cycles or motorcycles showing my new design;
 FIG. 2 is a front elevational view thereof;
 FIG. 3 is a rear elevational view thereof, opposite that of FIG. 2;
 FIG. 4 is a side elevational view thereof;
 FIG. 5 is a side elevational view thereof, from a side opposite that of FIG. 4;
 FIG. 6 is a top view thereof; and,
 FIG. 7 is a bottom view thereof.
 The broken lines shown in the drawings illustrate portions of the racks for cycles or motorcycles that form no part of the claimed design.

1 Claim, 7 Drawing Sheets



(56)

References Cited

U.S. PATENT DOCUMENTS

D649,507 S * 11/2011 Loynds D12/407
D719,904 S * 12/2014 Rickard D12/412
D800,634 S * 10/2017 Evans D12/407
D817,854 S * 5/2018 Motherwell D12/407

* cited by examiner

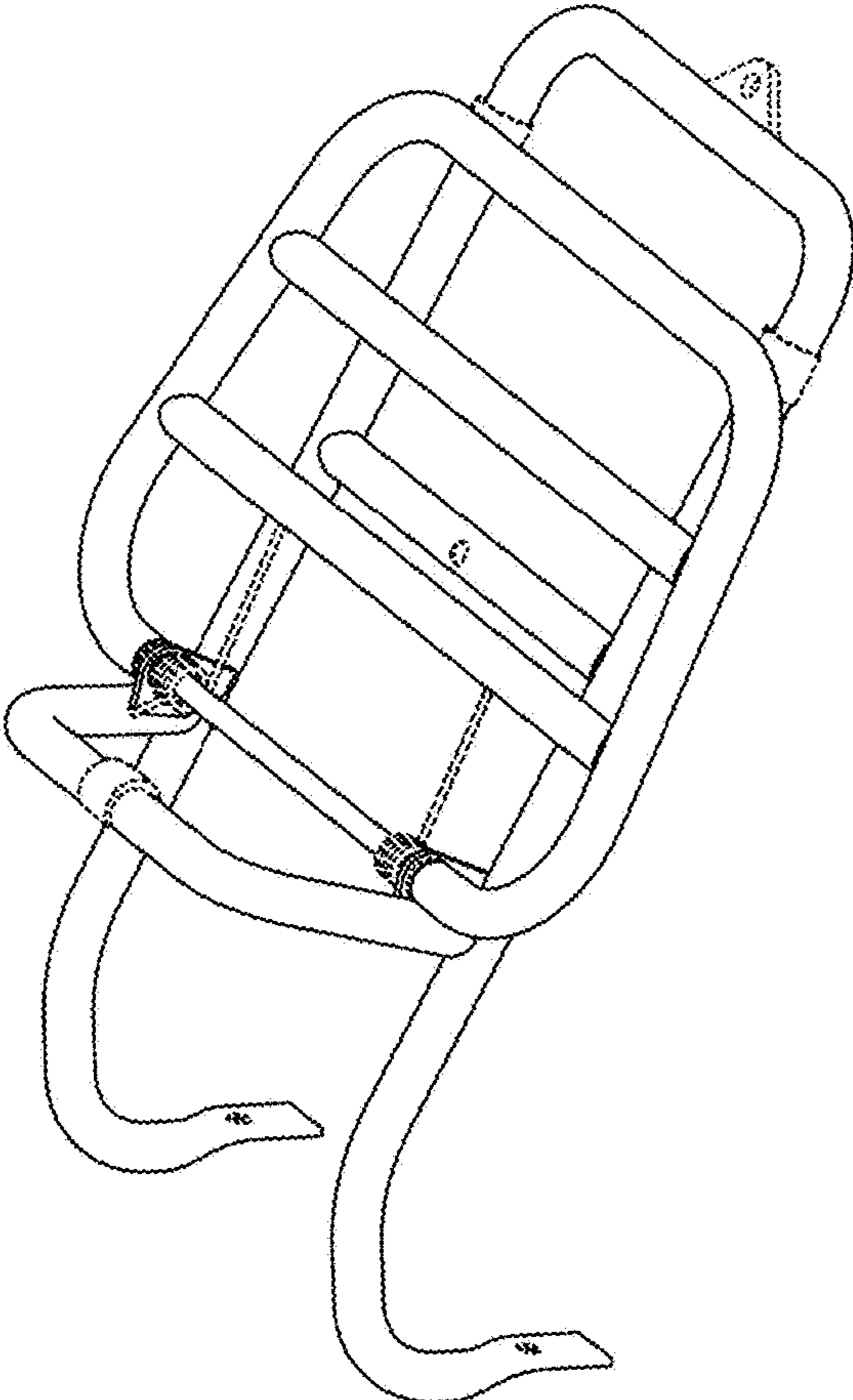


FIG. 1

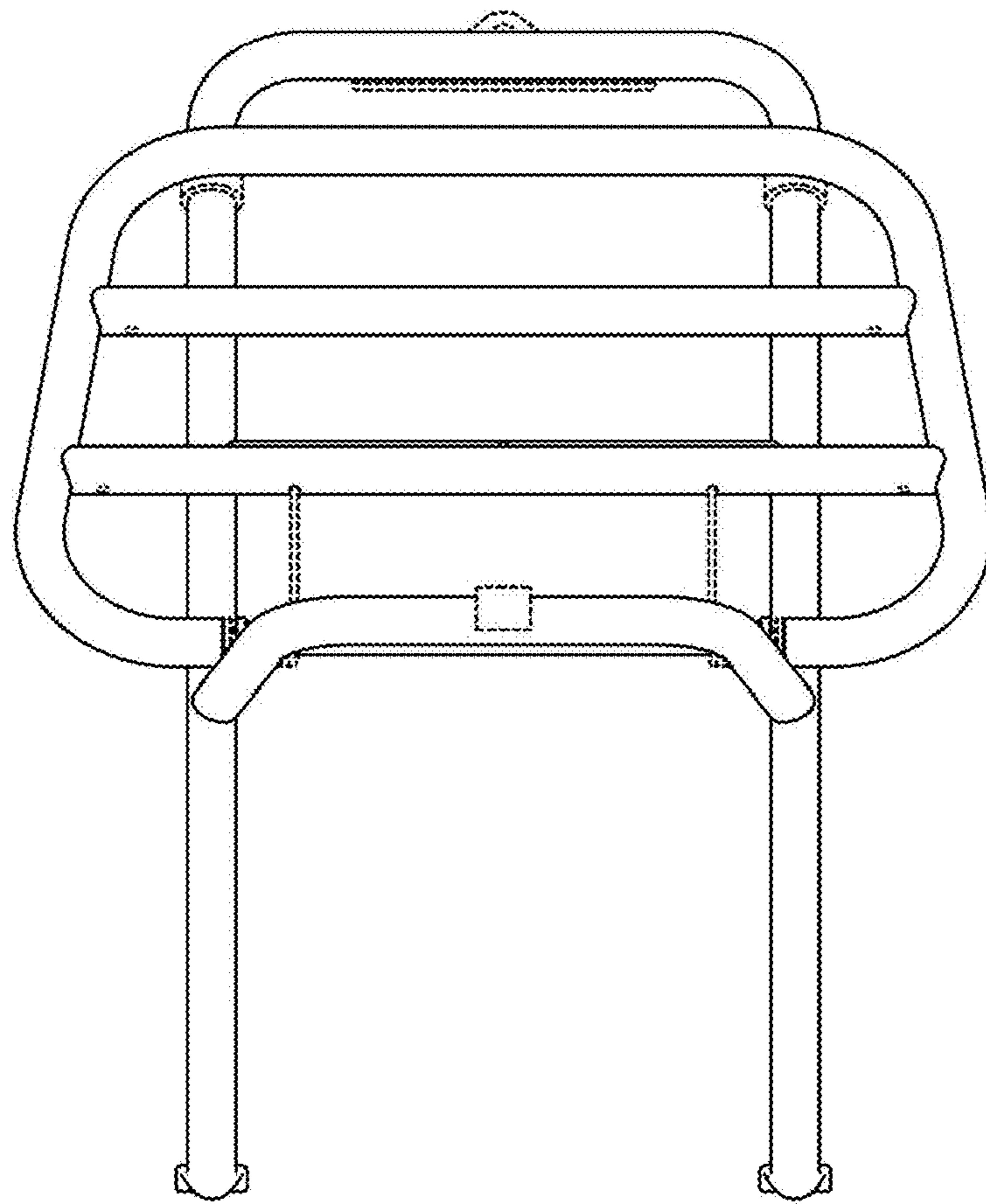


FIG. 2

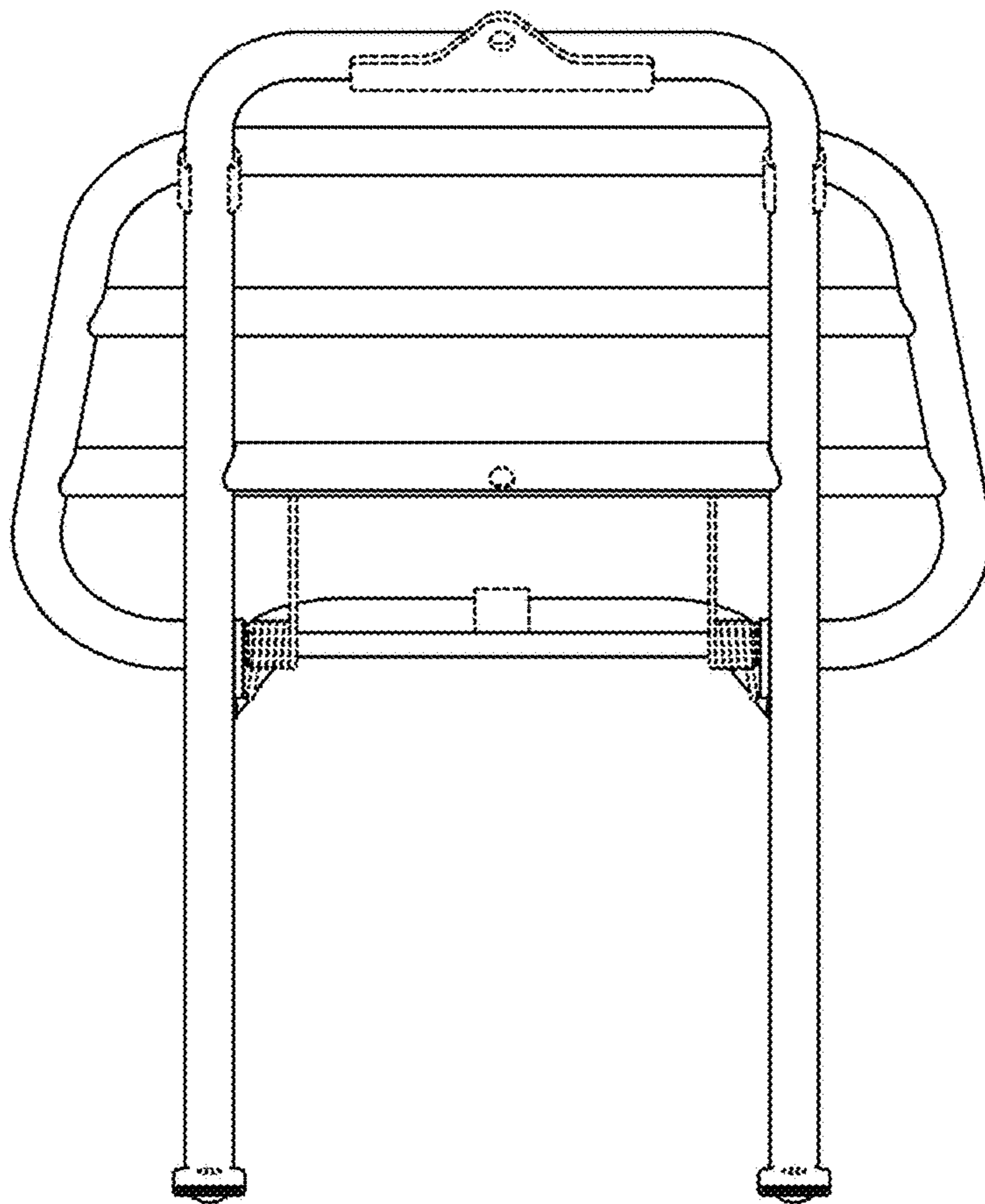


FIG. 3

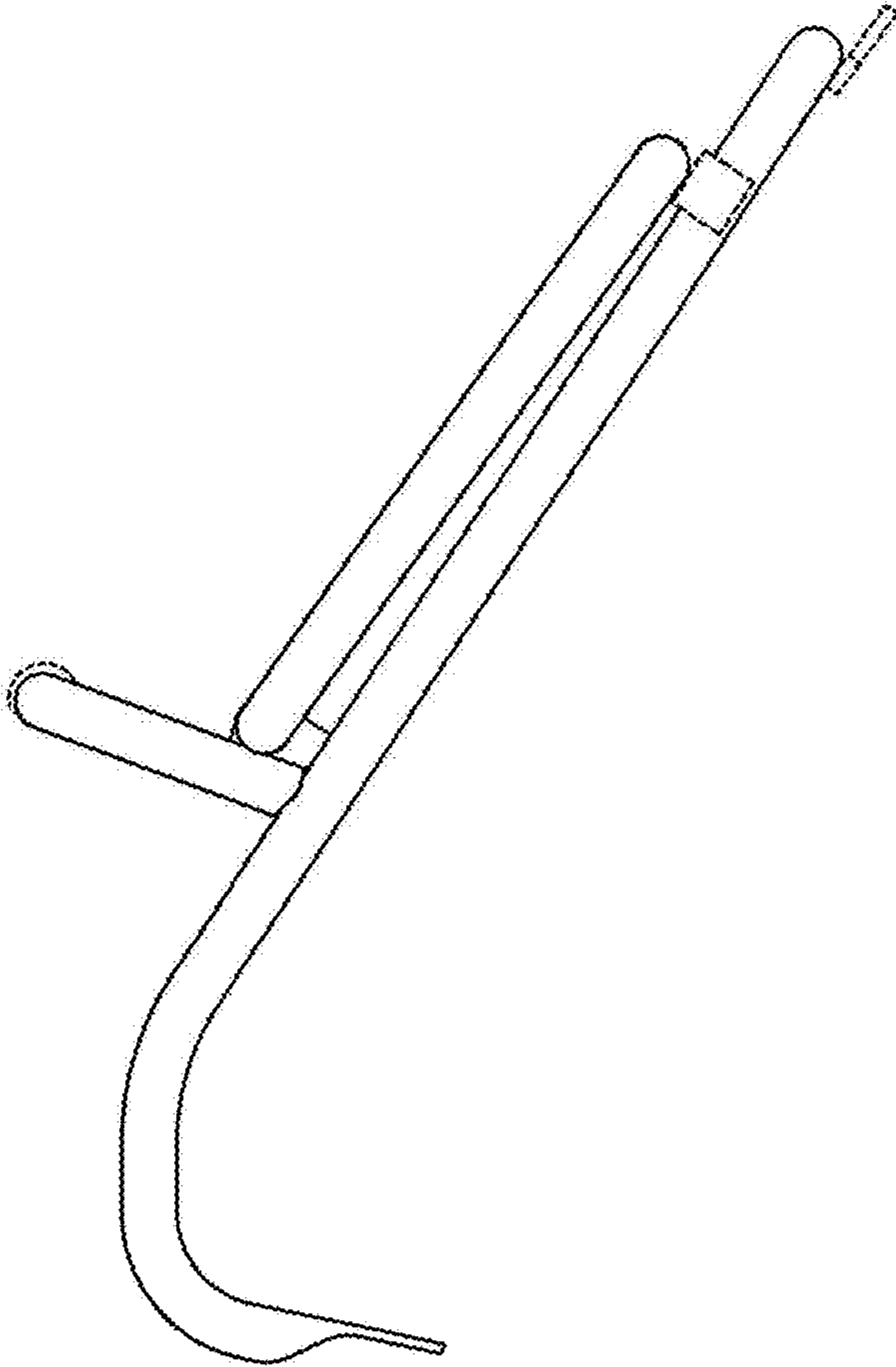


FIG. 4

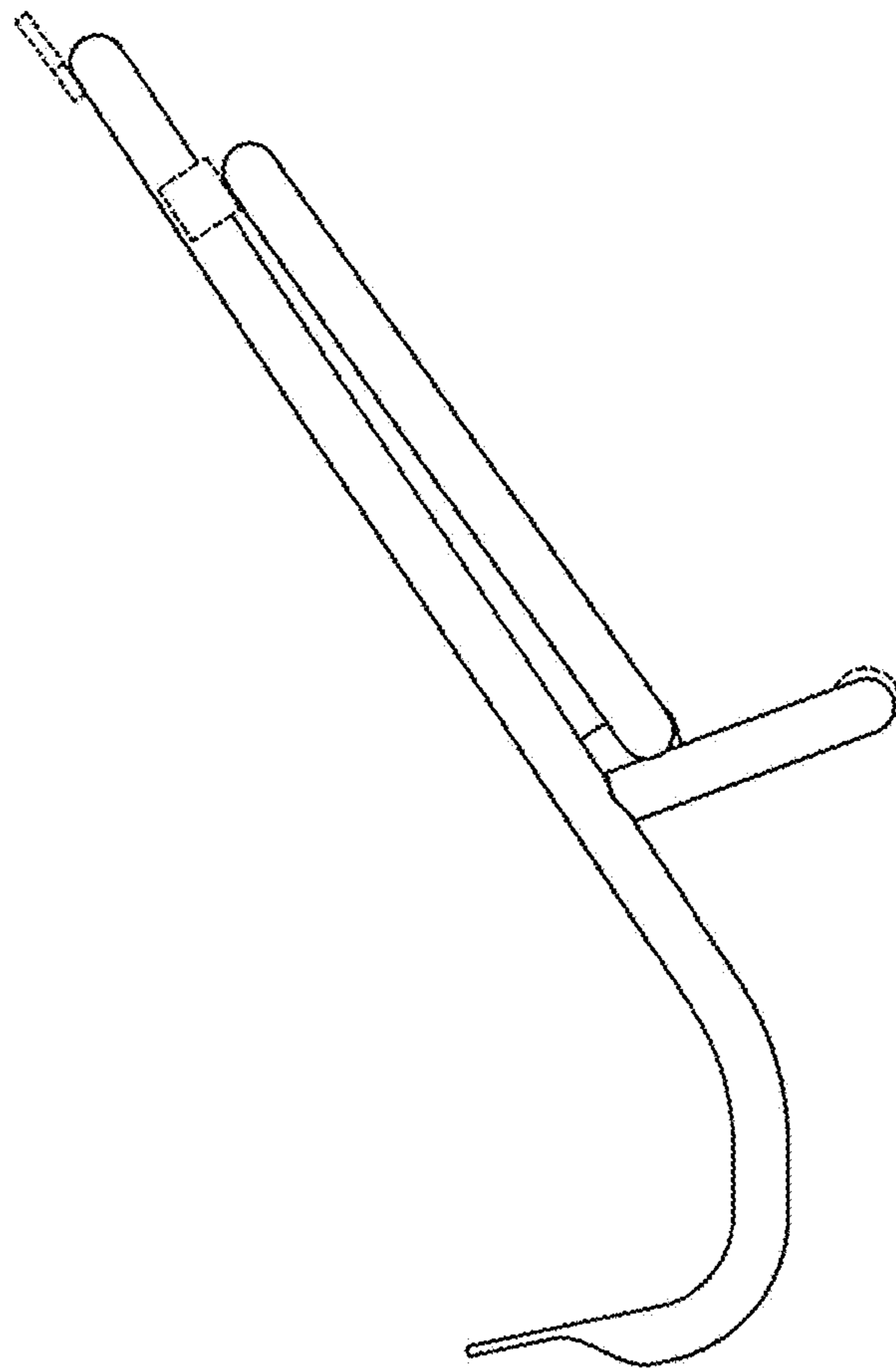


FIG. 5

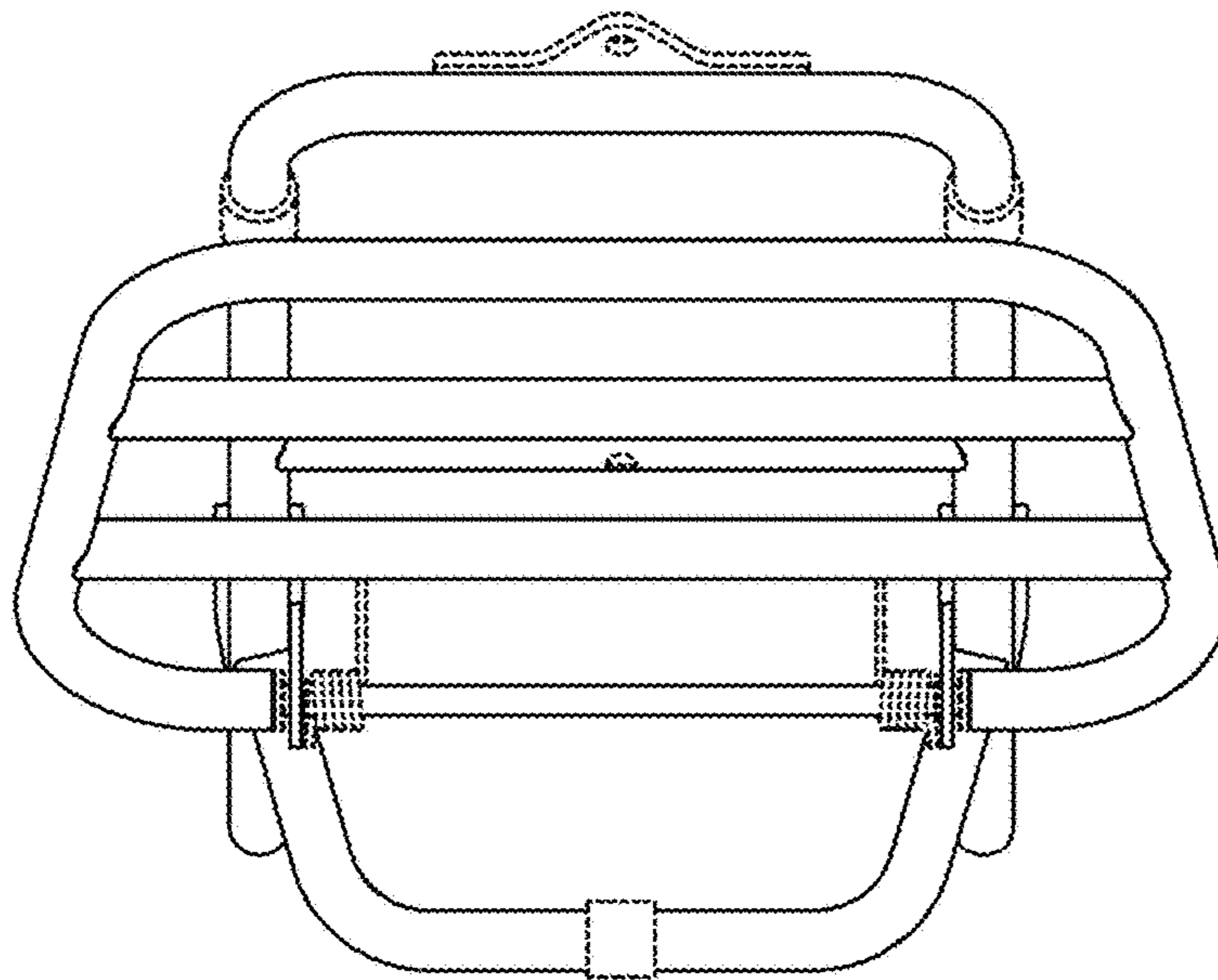


FIG. 6

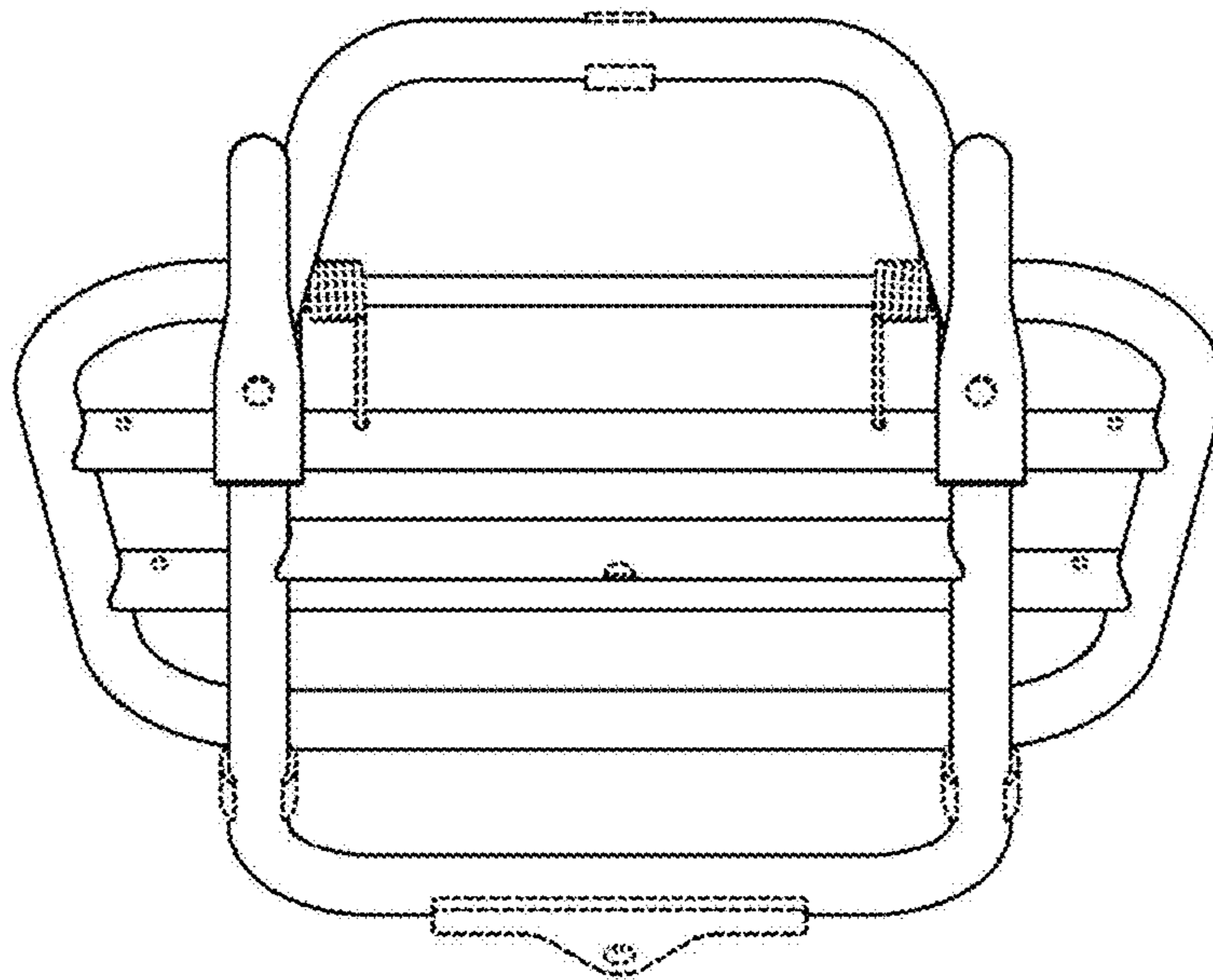


FIG. 7