



US00D858359S

(12) **United States Design Patent**  
**Lentz et al.**

(10) **Patent No.:** **US D858,359 S**  
(45) **Date of Patent:** **\*\* Sep. 3, 2019**

- (54) **BICYCLE FRAME**
- (71) Applicant: **Specialized Bicycle Components, Inc.**,  
Morgan Hill, CA (US)
- (72) Inventors: **Daniel Lentz**, San Jose, CA (US);  
**Jason Chamberlain**, Morgan Hill, CA  
(US); **Jason McDonald**, San Jose, CA  
(US)
- (73) Assignee: **SPECIALIZED BICYCLE**  
**COMPONENTS, INC.**, Morgan Hill,  
CA (US)

D419,110 S *	1/2000	Allen	.....	D12/111
D419,111 S *	1/2000	Allen	.....	D12/111
D419,492 S *	1/2000	Egger	.....	D12/111
D430,070 S *	8/2000	Kciuk	.....	D12/111
6,497,427 B1 *	12/2002	D'Alusio	.....	B62K 3/04 280/288
D479,817 S *	9/2003	Hobson	.....	D12/111
D517,452 S *	3/2006	Hickman	.....	D12/111
D523,380 S *	6/2006	Auger	.....	D12/111
D593,457 S *	6/2009	Talavasek	.....	D12/111
D719,488 S *	12/2014	Stafford	.....	D12/111
D774,970 S *	12/2016	D'Alusio	.....	D12/111
D783,460 S *	4/2017	Beale	.....	D12/111
D797,610 S	9/2017	Jankura		

\* cited by examiner

(\*\*) Term: **15 Years**

*Primary Examiner* — Darlington Ly

(21) Appl. No.: **29/634,164**

(74) *Attorney, Agent, or Firm* — Michael Best &  
Friedrich LLP

(22) Filed: **Jan. 18, 2018**

(51) **LOC (12) Cl.** ..... **12-11**

(52) **U.S. Cl.**  
USPC ..... **D12/111**

(58) **Field of Classification Search**  
USPC ..... D12/111, 117; D21/412, 414, 419,  
D21/423-428, 431-435  
CPC ..... B62K 3/00; B62K 3/02; B62K 3/06  
See application file for complete search history.

(57) **CLAIM**

The ornamental design for a bicycle frame, as shown and described.

**DESCRIPTION**

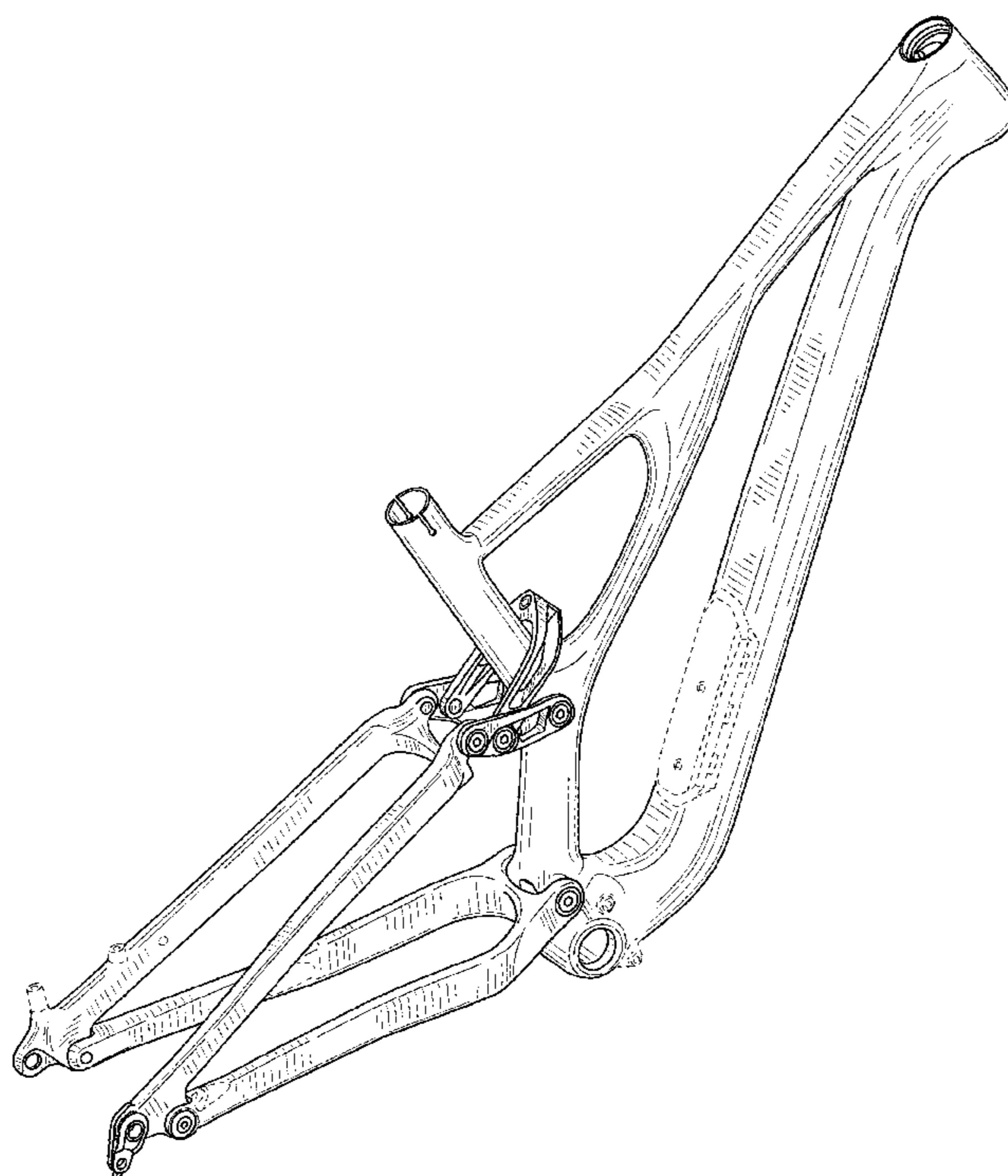
FIG. 1 is a perspective view of a bicycle frame showing our new design;  
FIG. 2 is a front elevation view thereof;  
FIG. 3 is a rear elevation view thereof;  
FIG. 4 is a left side elevation view thereof;  
FIG. 5 is a right side elevation view thereof; and,  
FIG. 6 is a top plan view thereof.  
The broken lines in the drawings illustrate portions of the bicycle frame that form no part of the claimed design.

(56) **References Cited**

**U.S. PATENT DOCUMENTS**

D379,949 S *	6/1997	Falvey, Jr.	.....	D12/111
D390,506 S *	2/1998	Shiau	.....	D12/111
D402,926 S *	12/1998	Kciuk	.....	D12/111
D405,030 S *	2/1999	Frost	.....	D12/111

**1 Claim, 5 Drawing Sheets**



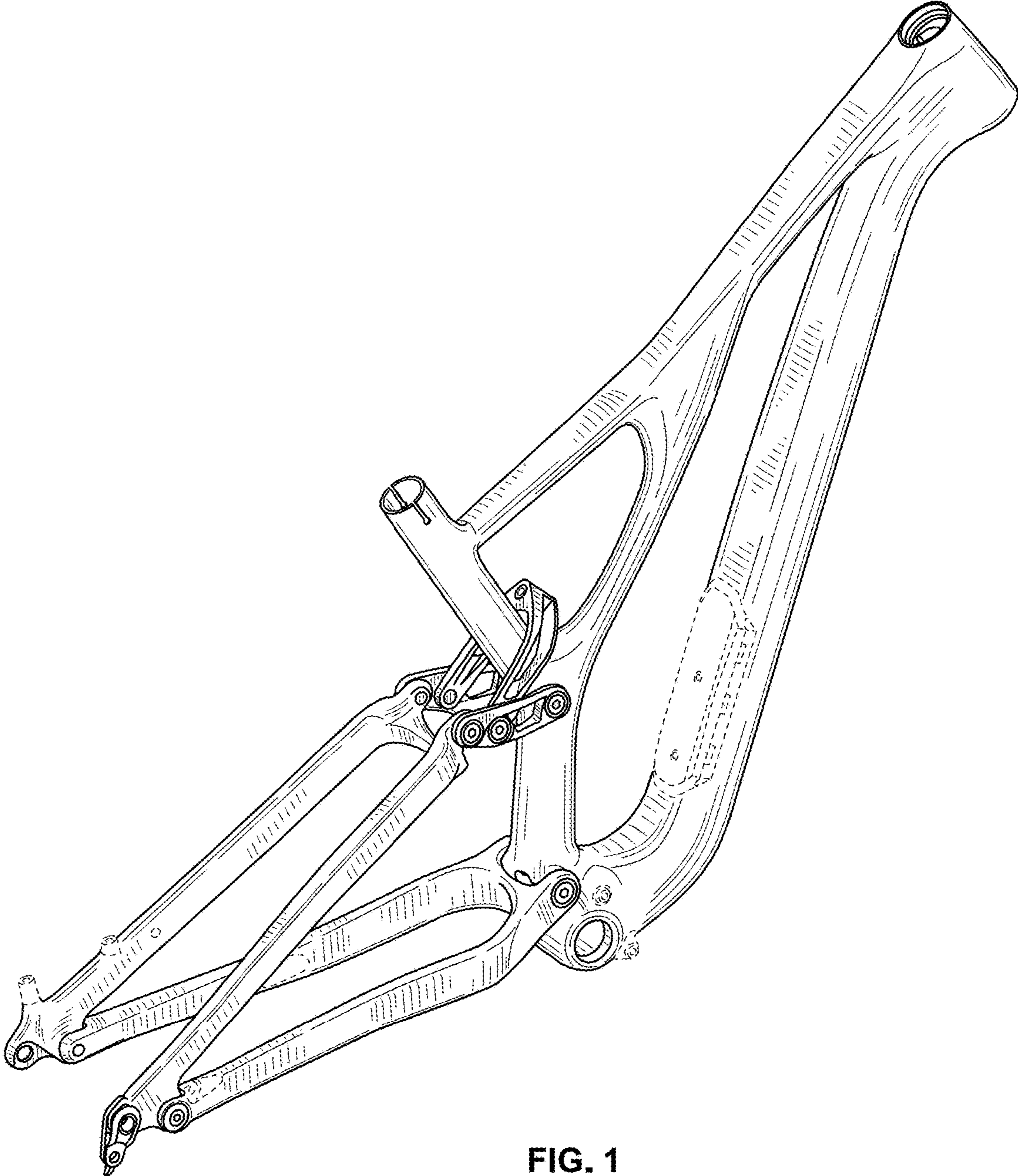


FIG. 1

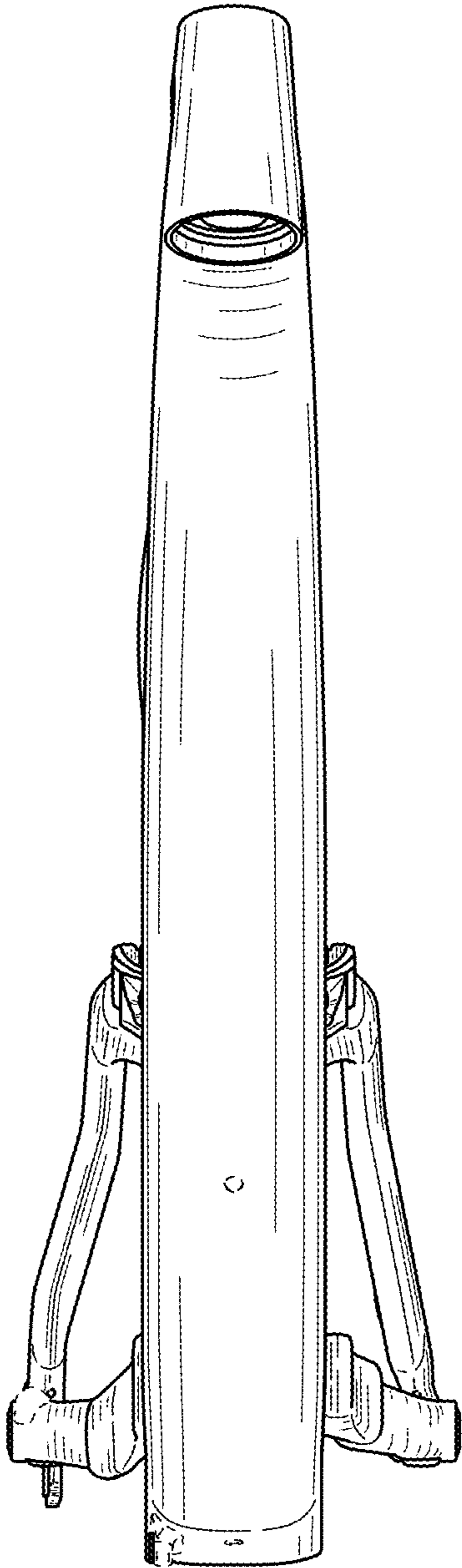


FIG. 2

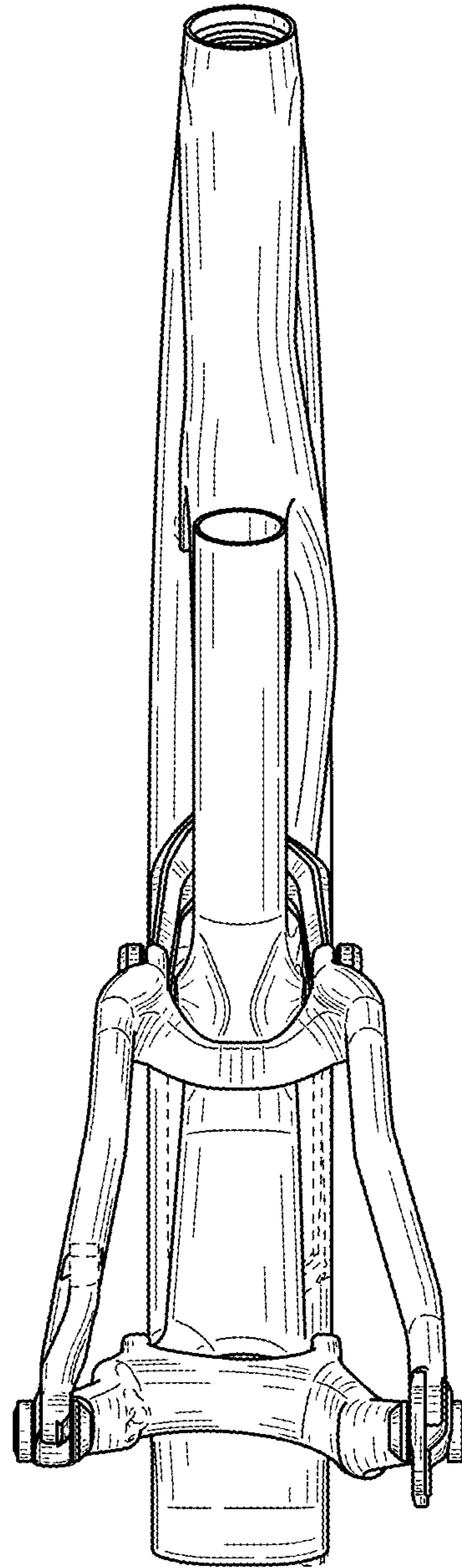


FIG. 3

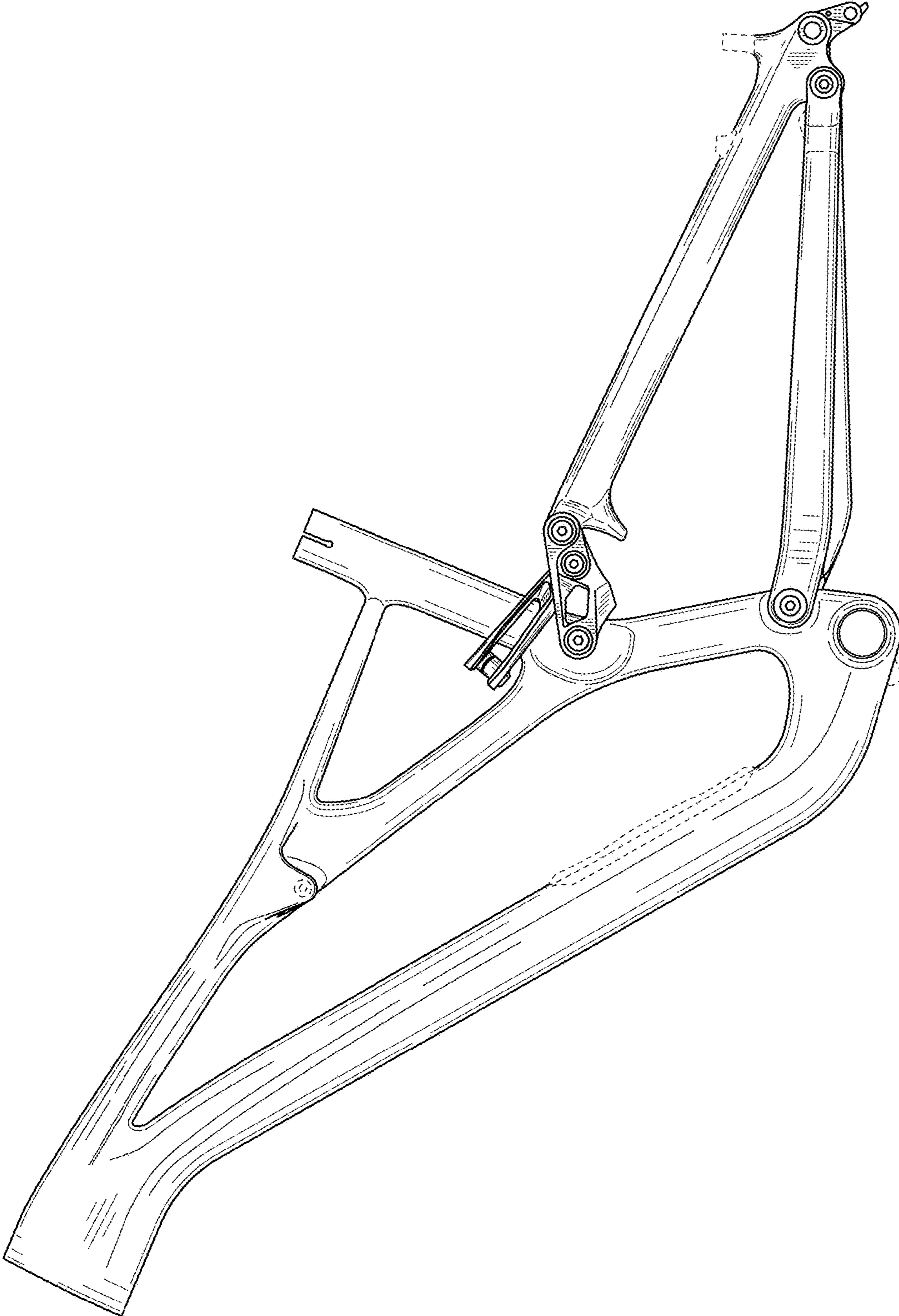


FIG. 4

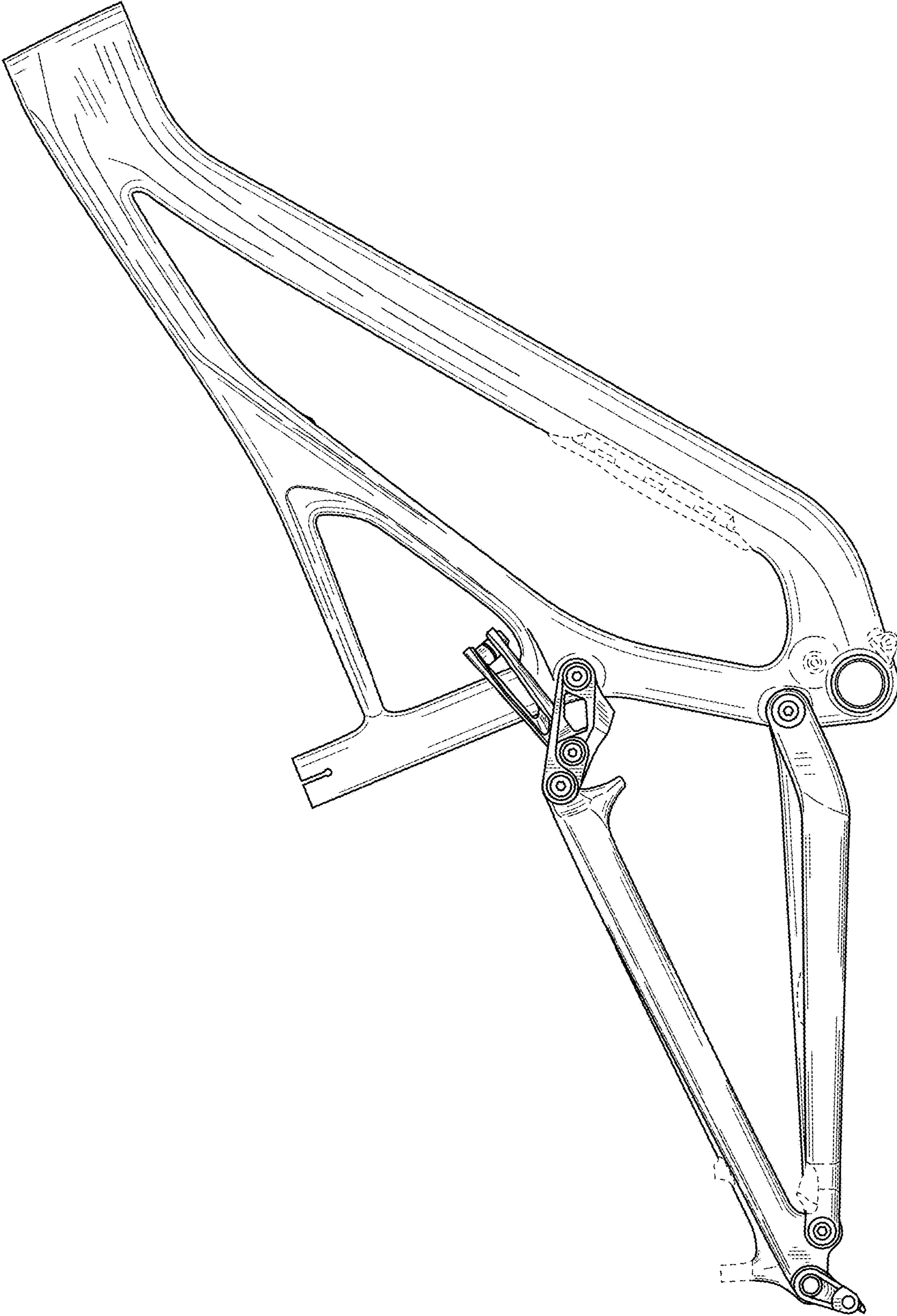


FIG. 5

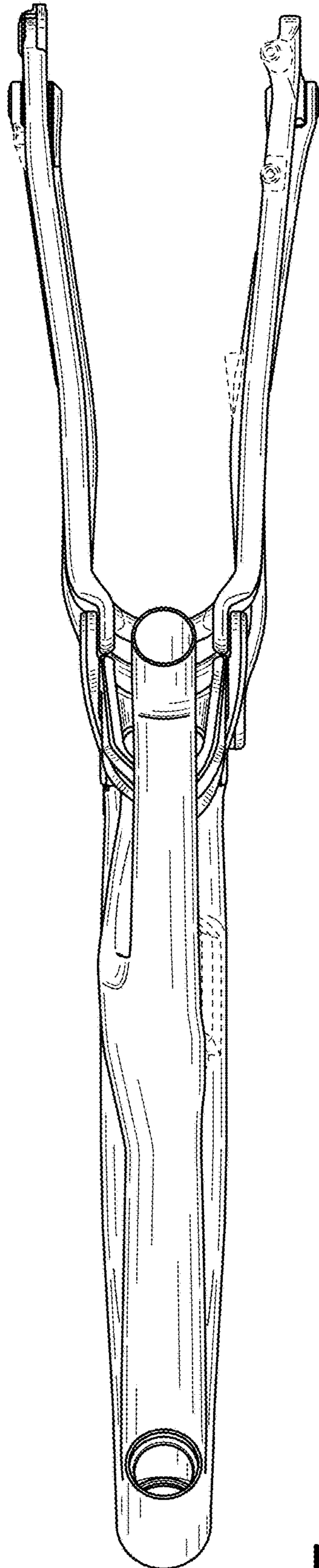


FIG. 6