



US00D858348S

(12) **United States Design Patent** (10) **Patent No.:** **US D858,348 S**  
**Ishii** (45) **Date of Patent:** **\*\* Sep. 3, 2019**

- (54) **BUCKLE**
- (71) Applicant: **NIFCO INC.**, Yokosuka-shi, Kanagawa (JP)
- (72) Inventor: **Taiyo Ishii**, Yokosuka (JP)
- (73) Assignee: **NIFCO INC.**, Yokosuka-shi, Kanagawa (JP)
- (\*\*) Term: **15 Years**
- (21) Appl. No.: **29/642,809**
- (22) Filed: **Apr. 2, 2018**

D646,999 S *	10/2011	Kawaguchi .....	D11/218
D672,280 S *	12/2012	Schurian .....	D11/218
D703,097 S	4/2014	Nanbu et al.	
D703,098 S	4/2014	Quan	
D714,185 S	9/2014	Kelleghan	
D714,683 S	10/2014	McEntyre et al.	
D724,484 S *	3/2015	Swan .....	D11/218
D731,919 S *	6/2015	Kung .....	D11/218
D741,148 S *	10/2015	Liu .....	D11/218
D750,530 S *	3/2016	VanHoutin .....	D11/218
D752,480 S *	3/2016	Chan .....	D11/218
D782,364 S	3/2017	Nykoluk	
D805,955 S	12/2017	Minson	

\* cited by examiner

*Primary Examiner* — Zenia I Bennett

(74) *Attorney, Agent, or Firm* — Banner & Witcoff, Ltd.

**Related U.S. Application Data**

- (62) Division of application No. 35/502,294, filed on Oct. 27, 2016 (U.S. filing date under 35 U.S.C. 384), and having an international filing date of Oct. 27, 2016.
- (51) **LOC (12) Cl.** ..... **02-07**
- (52) **U.S. Cl.**  
USPC ..... **D11/218**
- (58) **Field of Classification Search**  
USPC ..... D11/1-2, 200-201, 206-210, 214-218;  
D2/853, 624  
CPC ..... A44B 11/04; A44B 11/06; A44B 11/25;  
A44B 11/26  
See application file for complete search history.

(56) **References Cited**

**U.S. PATENT DOCUMENTS**

D542,710 S *	5/2007	Yoshiguchi .....	D11/218
D576,521 S *	9/2008	Kolasa .....	D11/218
D646,998 S *	10/2011	Kawaguchi .....	D11/218

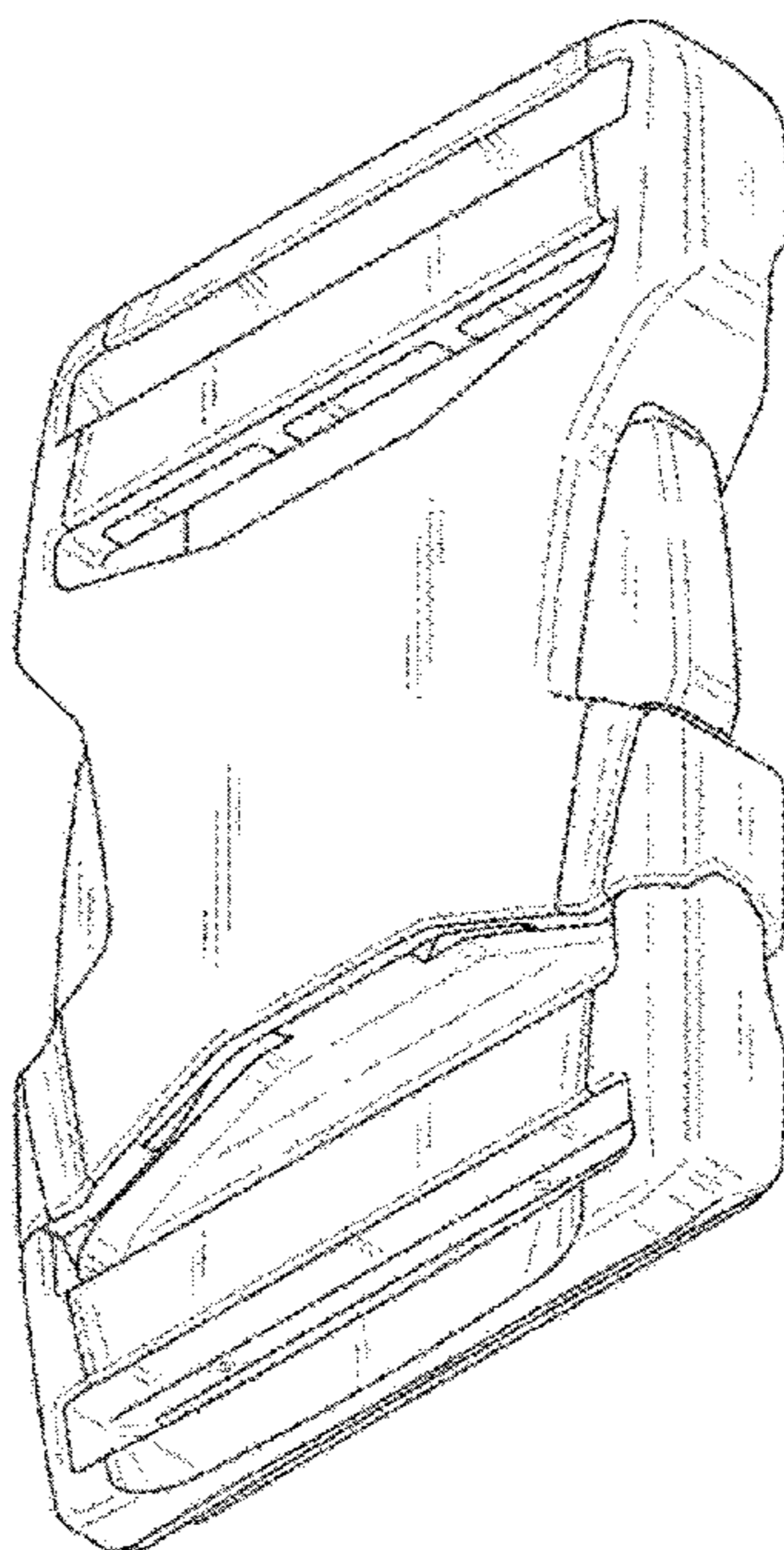
(57) **CLAIM**

The ornamental design for a buckle, as shown and described.

**DESCRIPTION**

FIG. 1 is a front perspective view of a buckle showing my new design;  
 FIG. 2 is a rear perspective view thereof;  
 FIG. 3 is a front view thereof;  
 FIG. 4 is a rear view thereof;  
 FIG. 5 is a right side view thereof, the left side being a mirror image thereof;  
 FIG. 6 is a top view thereof; and,  
 FIG. 7 is a bottom view thereof.  
 The broken line showing represents features of the buckle that form no part of the claimed design. The shading lines shown on the surface of the buckle are used to specify a three dimensional shape of the claimed portion of the buckle.

**1 Claim, 7 Drawing Sheets**



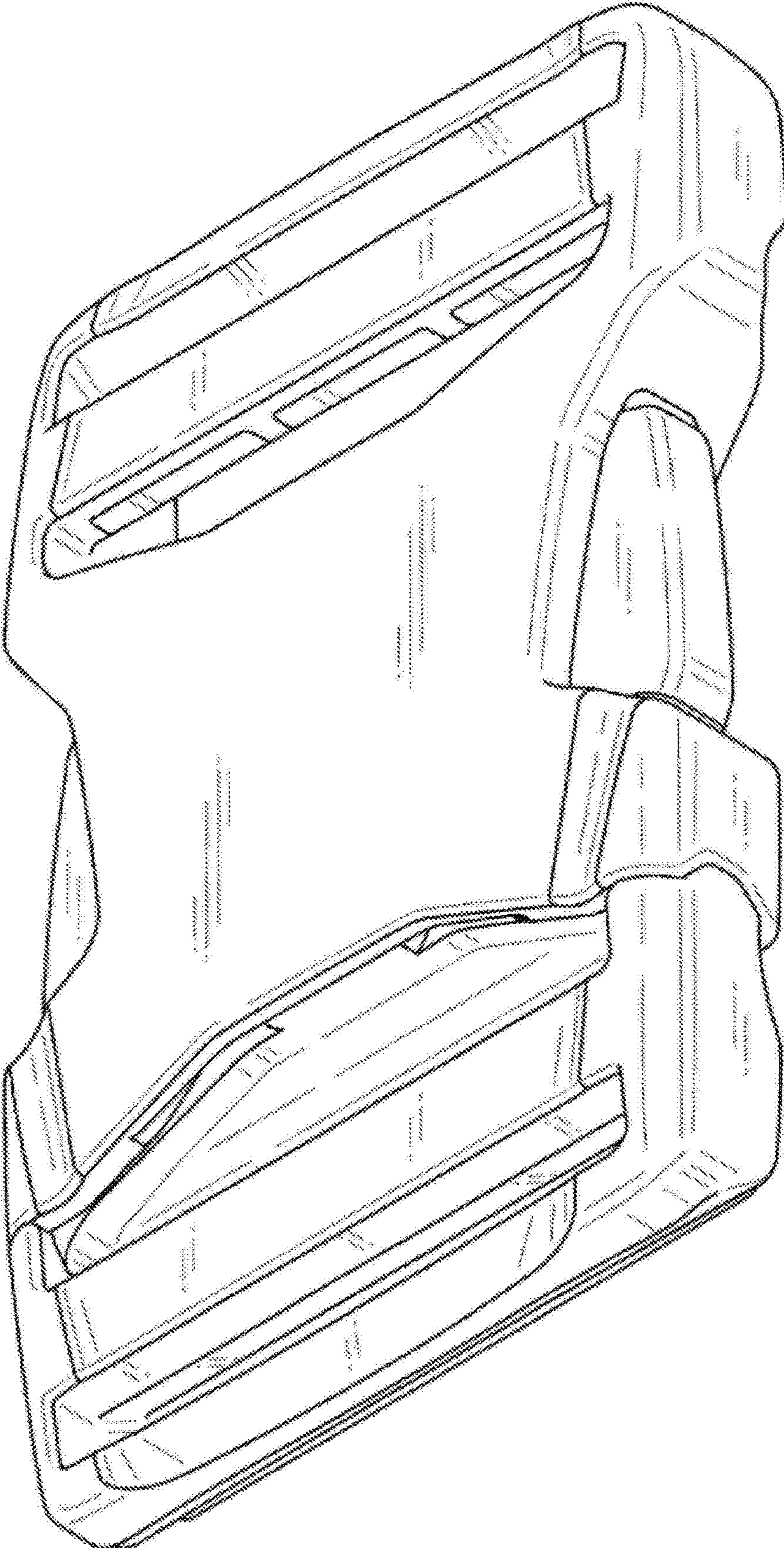


FIG. 1

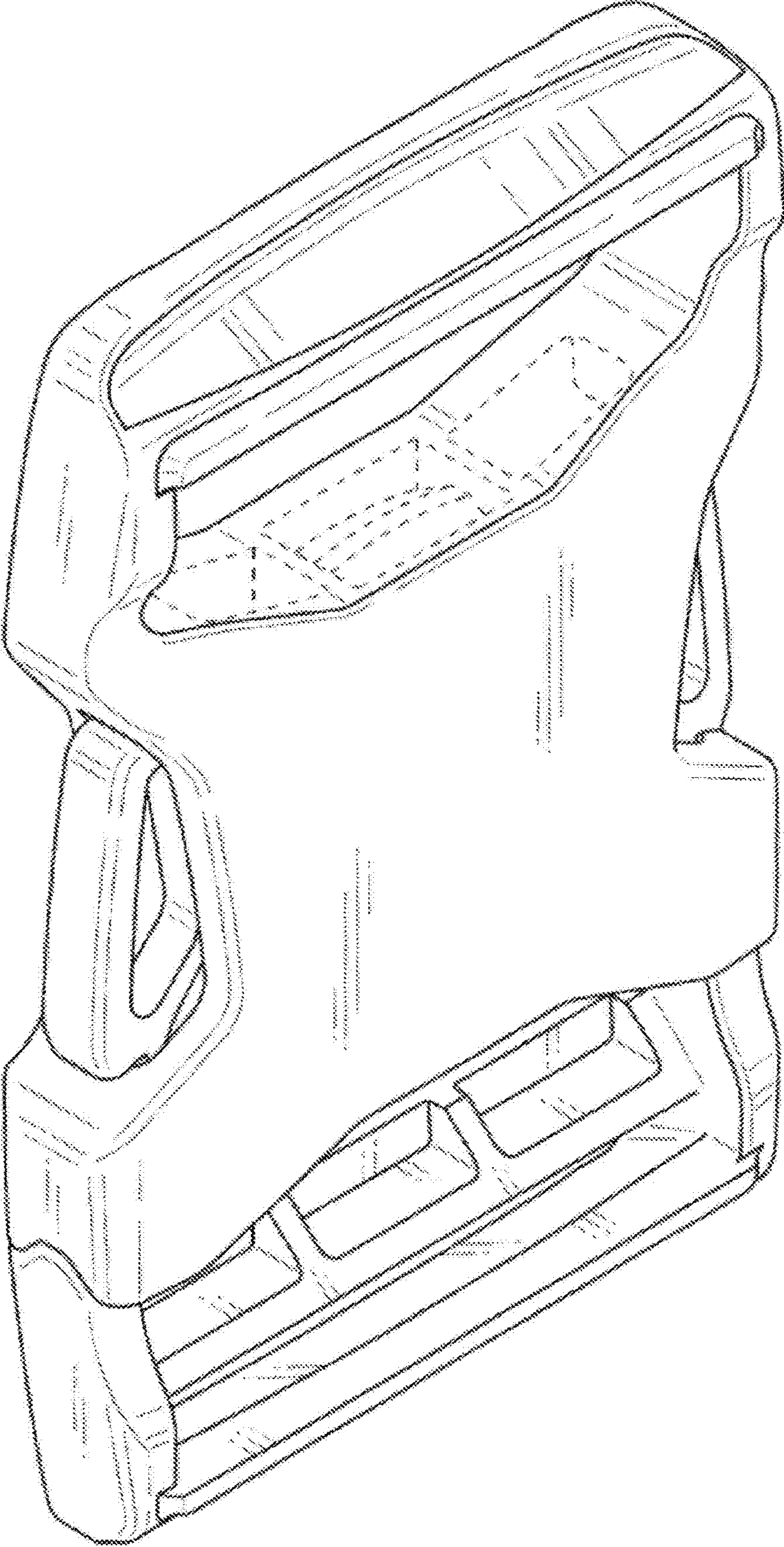


FIG. 2

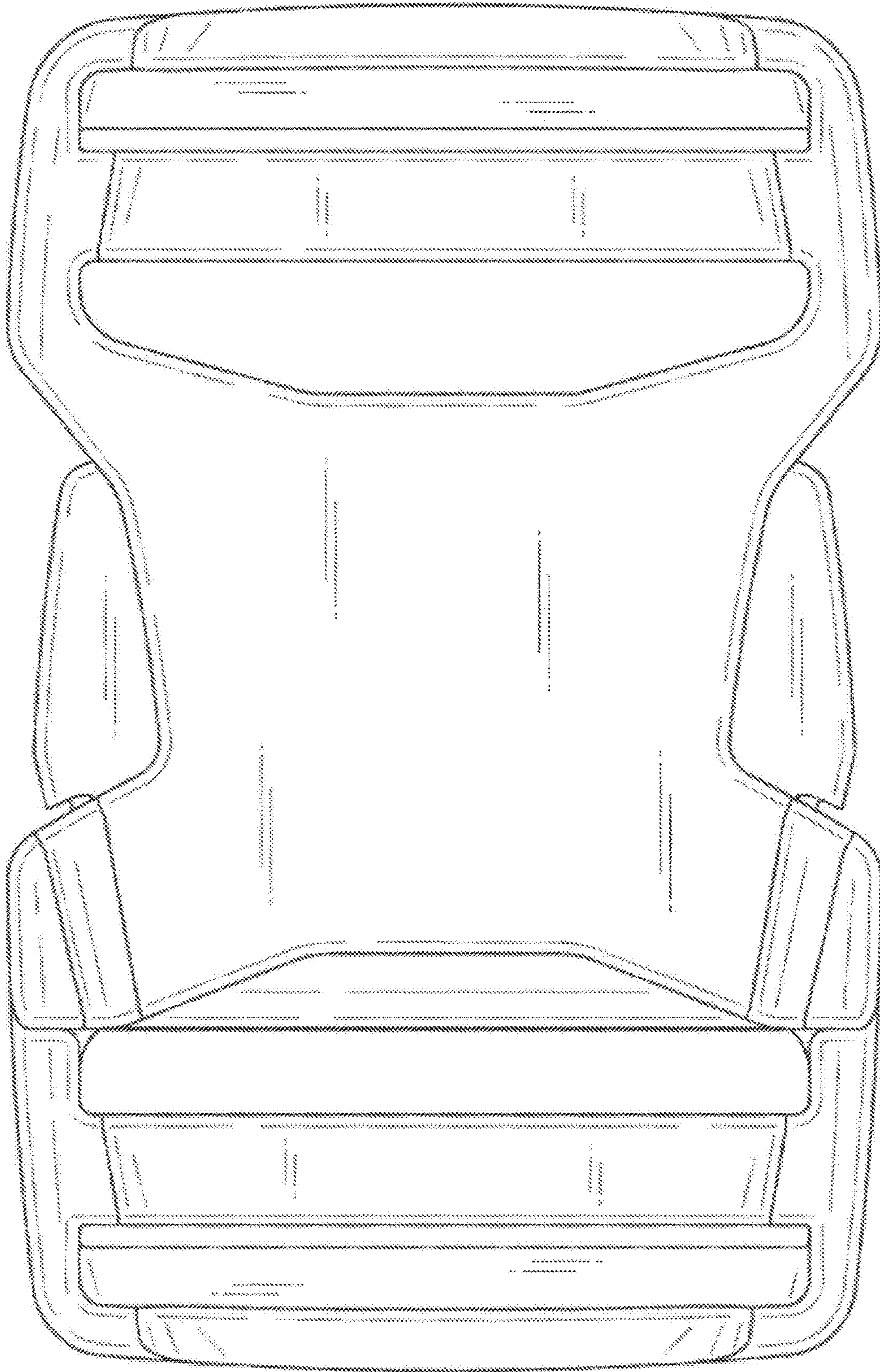


FIG. 3

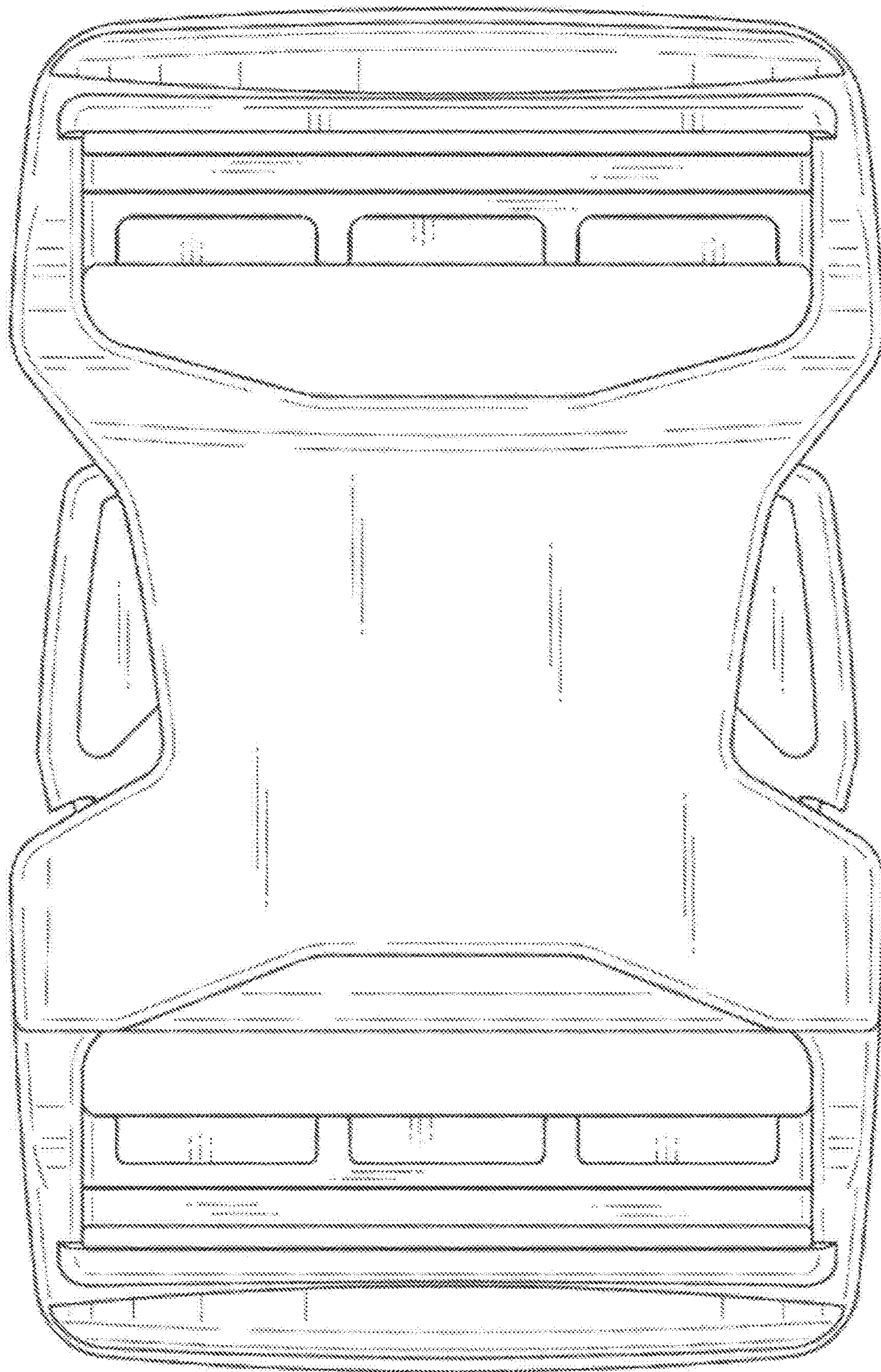


FIG. 4

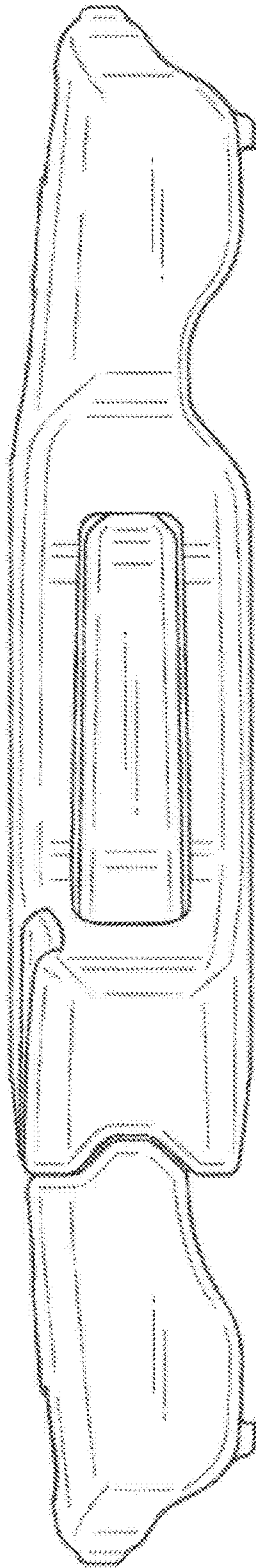


FIG. 5




FIG. 6



FIG. 7