



US00D858309S

(12) **United States Design Patent** (10) **Patent No.:** **US D858,309 S**
Sahatjian (45) **Date of Patent:** **** *Sep. 3, 2019**

(54) **CONTAINER**

75/30; B65D 2081/008; B65D 2081/051;
B05B 11/0037; B05B 11/048

(71) Applicant: **Sarine Sahatjian**, Simi Valley, CA
(US)

See application file for complete search history.

(72) Inventor: **Sarine Sahatjian**, Simi Valley, CA
(US)

(56) **References Cited**

U.S. PATENT DOCUMENTS

(*) Notice: This patent is subject to a terminal disclaimer.

D407,640 S *	4/1999	Nelson	D28/8.1
D655,201 S *	3/2012	Schuch	D9/707
D685,029 S *	6/2013	Cooper	D19/69
D699,127 S *	2/2014	Garrity	D9/707
D768,007 S *	10/2016	Kim	D9/710
D791,614 S *	7/2017	Sahatjian	D9/707
D826,728 S *	8/2018	Sahatjian	D9/696
D833,300 S *	11/2018	Sahatjian	D9/709

(**) Term: **15 Years**

* cited by examiner

(21) Appl. No.: **29/684,395**

(22) Filed: **Mar. 20, 2019**

Primary Examiner — Abraham Bahta
(74) *Attorney, Agent, or Firm* — Hankin Patent Law,
APC; Kevin Schraven; Anooj Patel

Related U.S. Application Data

(63) Continuation-in-part of application No. 29/680,148,
filed on Feb. 13, 2019, which is a continuation-in-part
of application No. 29/639,210, filed on Mar. 5, 2018.

(57) **CLAIM**

The ornamental design for the container, as shown and
described.

(51) **LOC (12) Cl.** **09-05**

DESCRIPTION

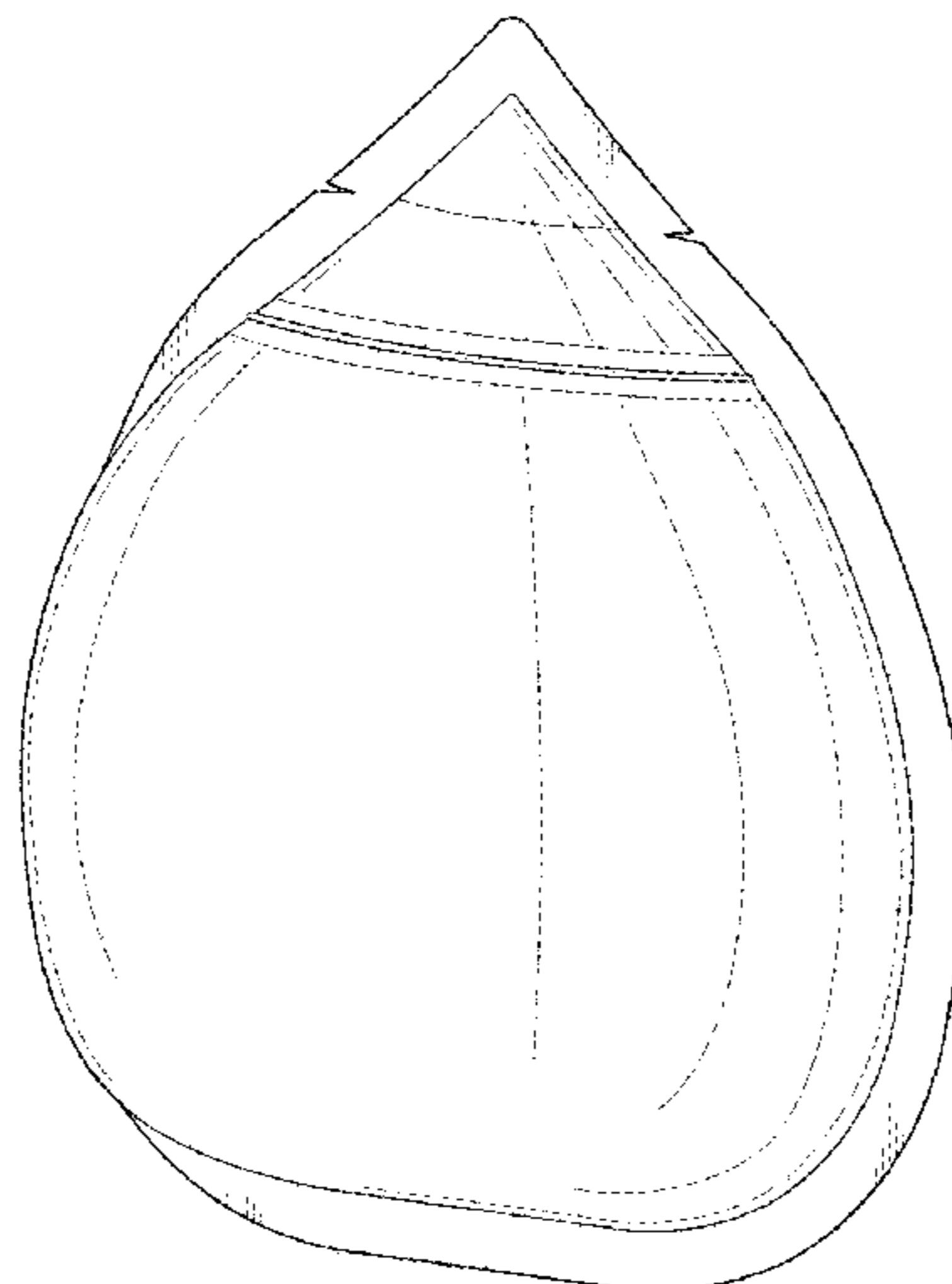
(52) **U.S. Cl.**
USPC **D9/708**

(58) **Field of Classification Search**

USPC D9/702-714, 720-722, 414, 434-435,
D9/696, 716, 771, 447, 516-517,
D9/738-747, 544, 520-521; D24/118,
D24/207, 108; 383/6, 9, 22, 96, 61.1,
383/80-81, 104, 901, 63, 203, 107,
383/119-120, 123, 61.2, 44; 220/675,
220/495.03; 215/381-385, 400, 328, 316;
206/484; D3/202; 428/34.3; 222/92,
222/215, 95, 107; 604/408, 403, 415
CPC ... B65D 1/00; B65D 1/02; B65D 1/09; B65D
1/10; B65D 1/32; B65D 1/0223; B65D
33/00; B65D 33/24; B65D 33/2508;
B65D 33/2591; B65D 75/00; B65D

FIG. 1 is a top perspective view of the container showing my
new design.
FIG. 2 is a bottom perspective view thereof.
FIG. 3 is a front elevational view thereof.
FIG. 4 is a rear elevational view thereof.
FIG. 5 is a right side elevational view thereof.
FIG. 6 is a left side elevational view thereof.
FIG. 7 is a top plan view thereof; and,
FIG. 8 is a bottom plan view thereof.
The broken lines showing the tear line are for the purpose of
illustrating environmental structure and unclaimed subject
matter and form no part of the claimed design.

1 Claim, 8 Drawing Sheets



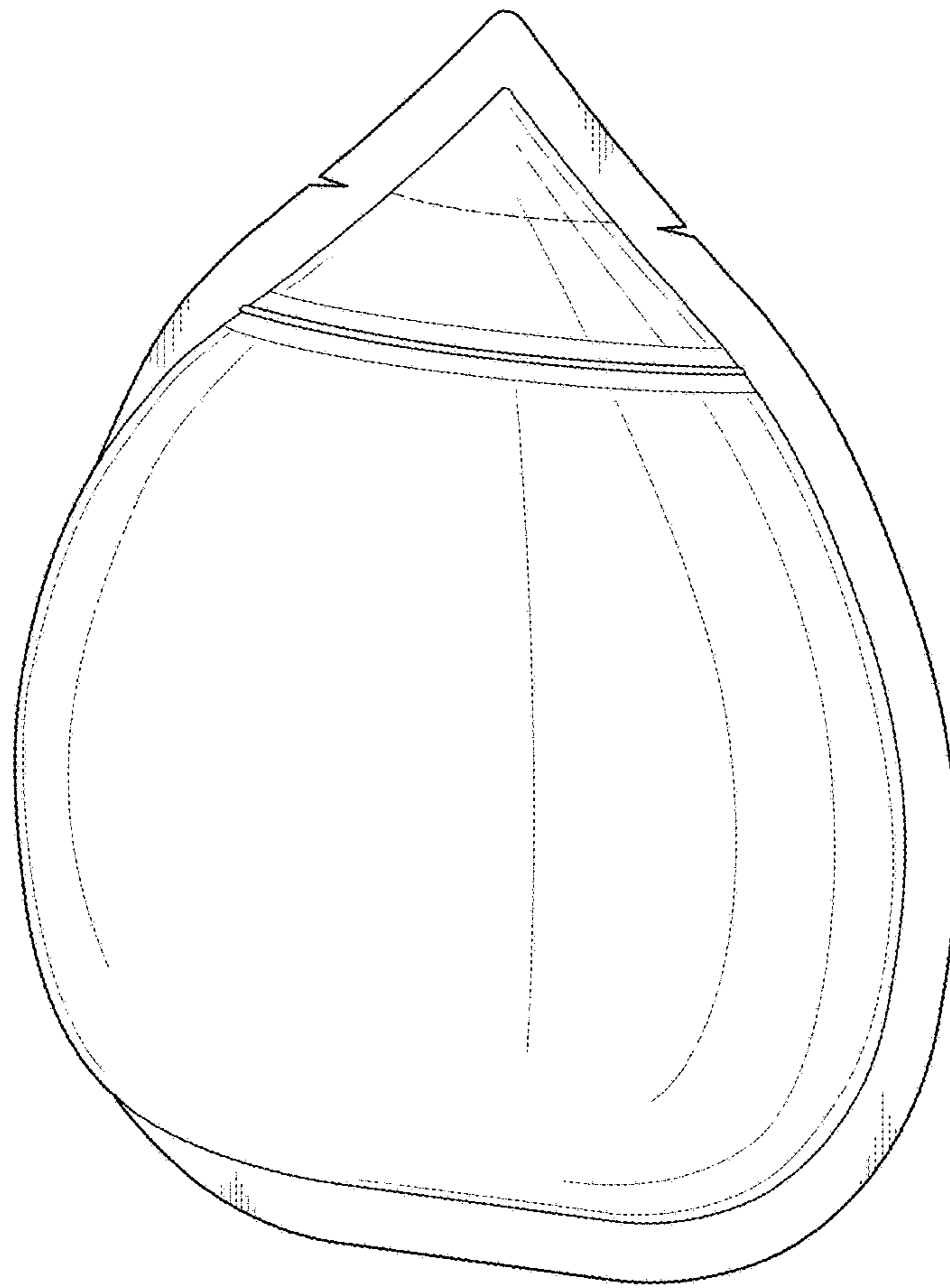


Fig. 1

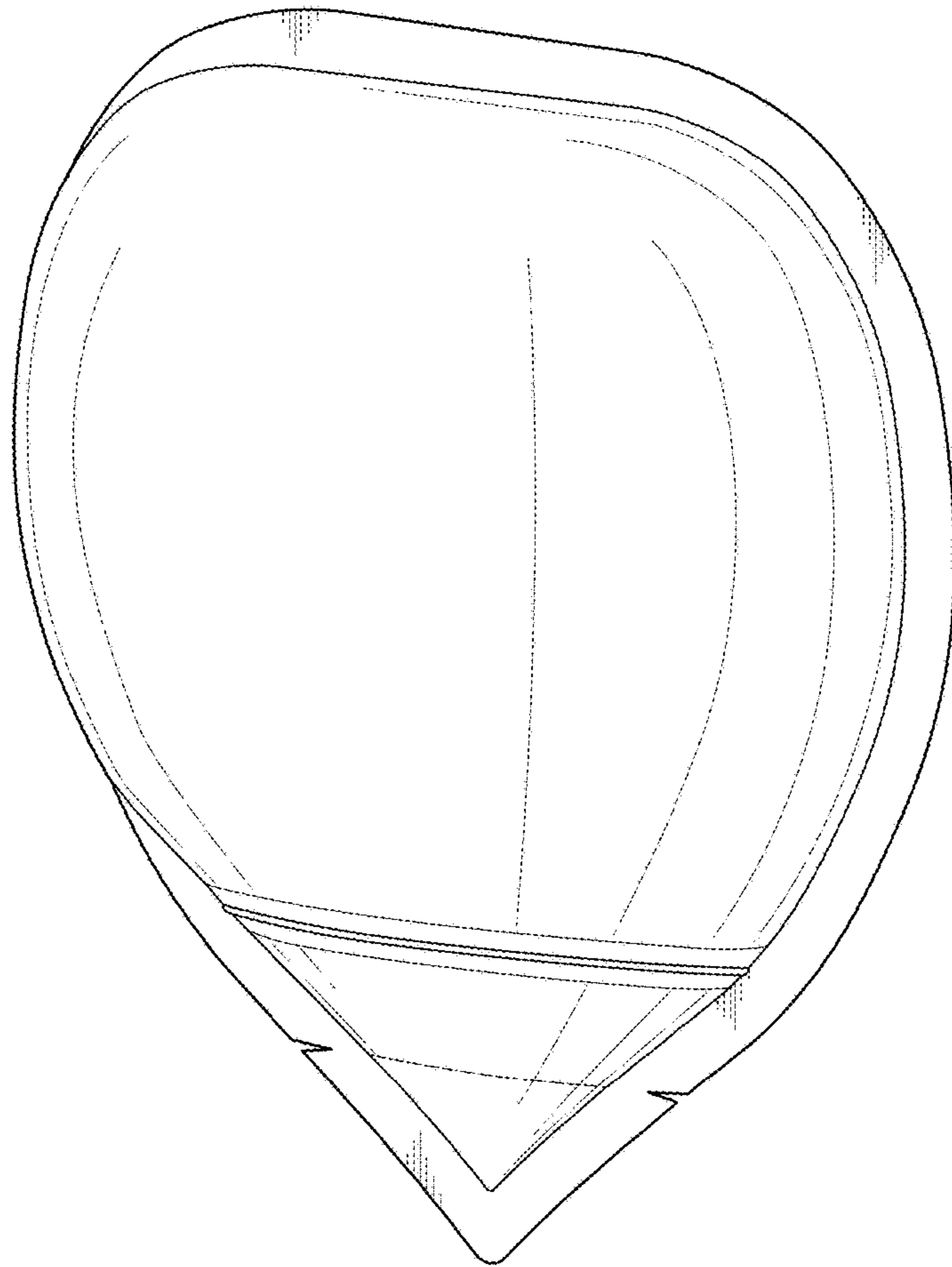


Fig.2

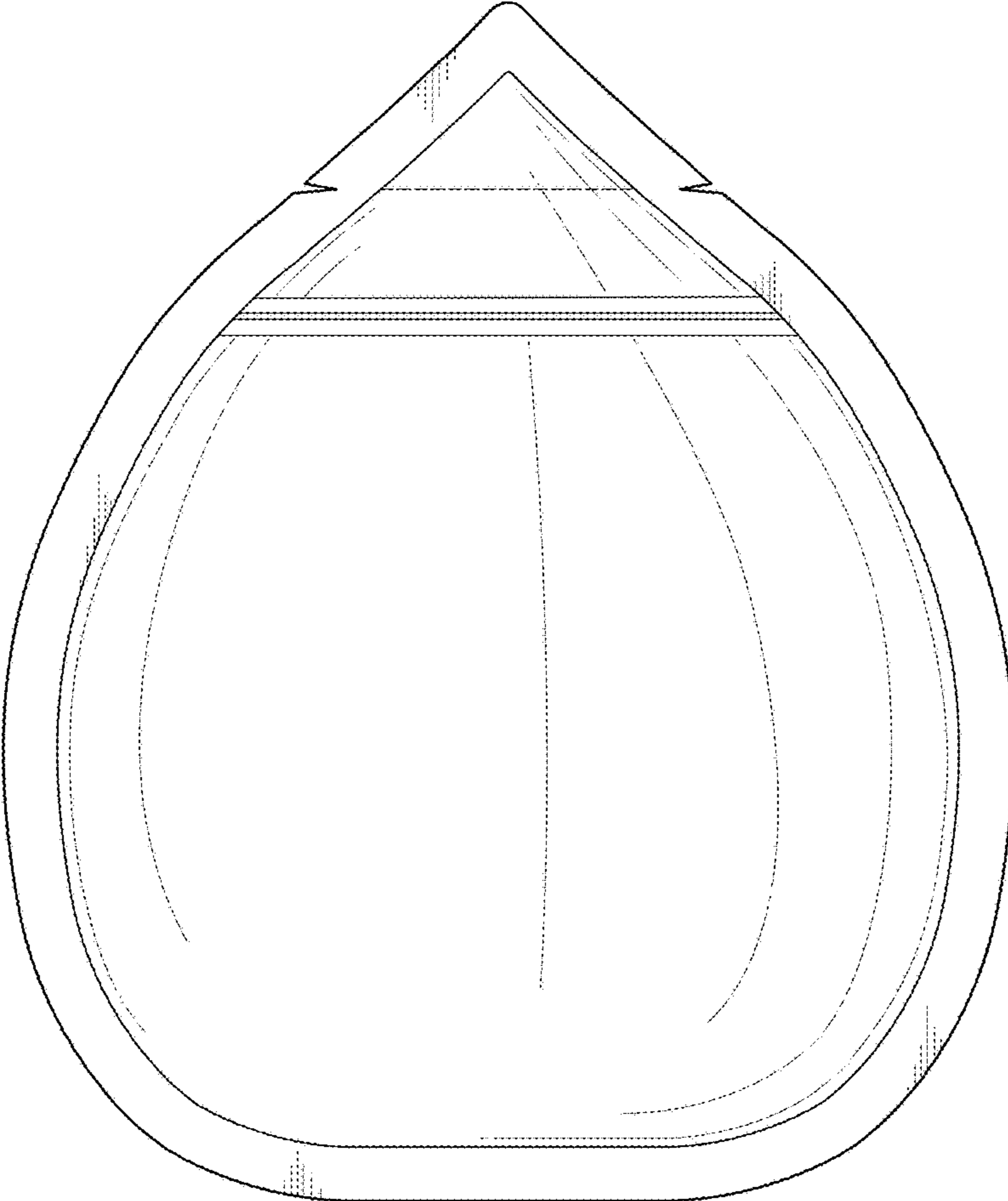


Fig.3

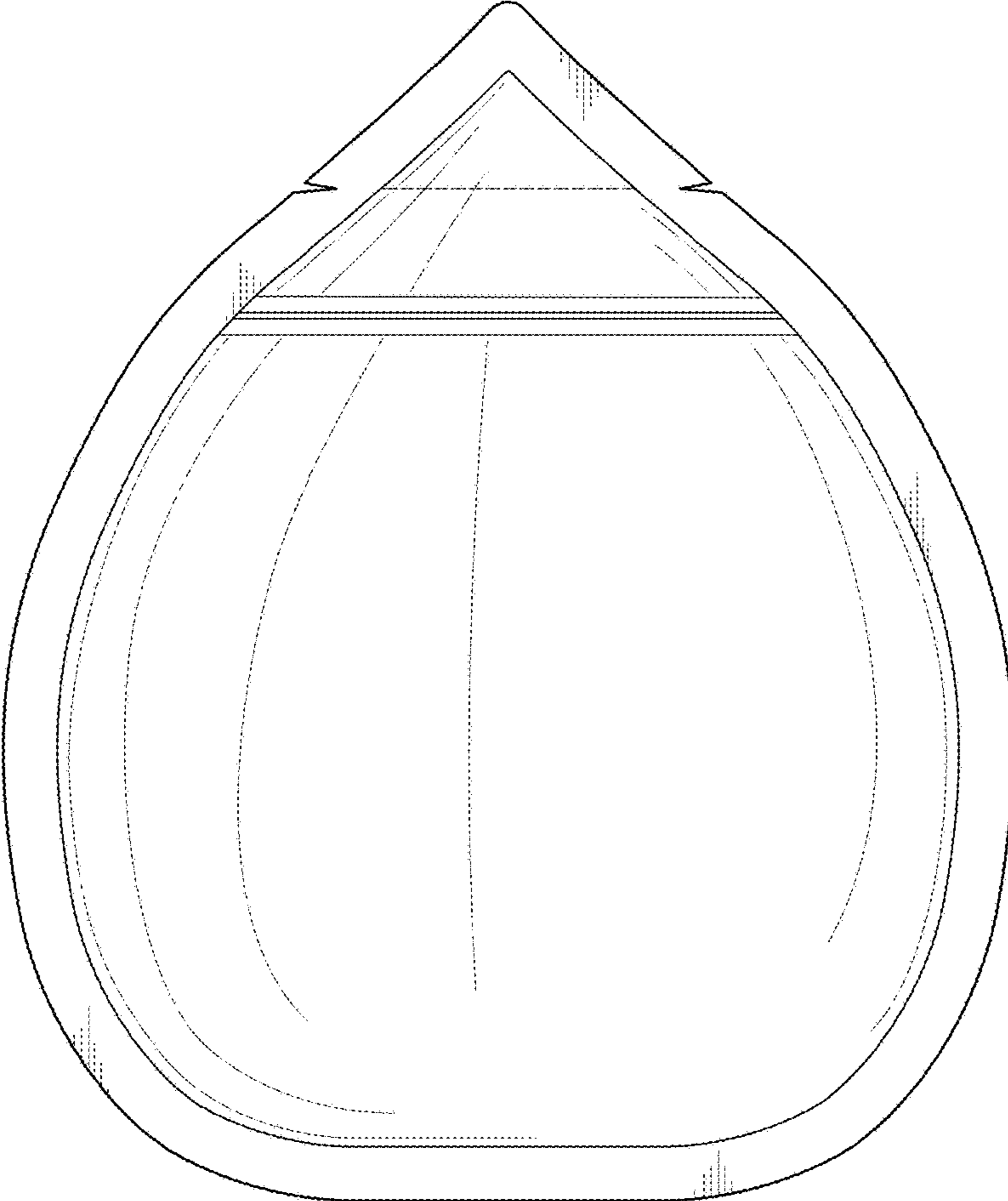


Fig.4




Fig.5




Fig.6

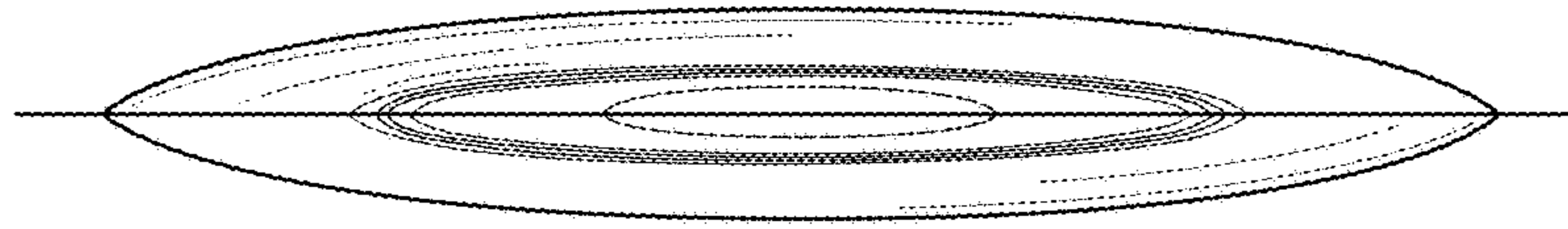


Fig.7

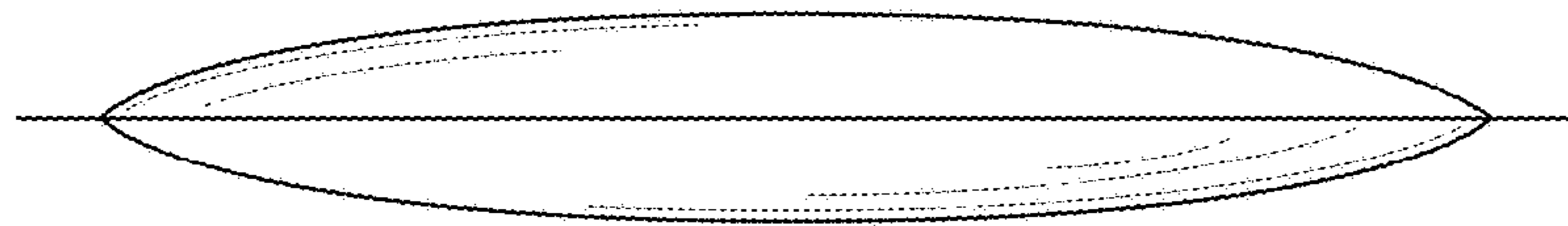


Fig.8