



US00D858304S

(12) **United States Design Patent**
Kim et al.

(10) **Patent No.:** **US D858,304 S**

(45) **Date of Patent:** **** Sep. 3, 2019**

(54) **BAG FOR FOOD PACKING**

(71) Applicant: **CJ CHEILJEDANG CORPORATION**, Seoul (KR)

(72) Inventors: **Yun Kyung Kim**, Seoul (KR); **Yul Joong Kim**, Seoul (KR); **Kang Kook Lee**, Seoul (KR)

(73) Assignee: **CJ CHEILJEDANG CORPORATION**, Seoul (KR)

(**) Term: **15 Years**

(21) Appl. No.: **29/655,608**

(22) Filed: **Jul. 5, 2018**

(30) **Foreign Application Priority Data**

Jan. 22, 2018 (KR) 30-2018-0003495

(51) **LOC (12) Cl.** **09-01**

(52) **U.S. Cl.**
USPC **D9/643; D9/707**

(58) **Field of Classification Search**
USPC D3/270, 271.1–271.4; D7/510, 514–520, D7/599, 604, 613, 619.2, 623, 628; D9/600, 643–647, 652, 702, 707–710; 206/457, 459.5, 527; 215/381–384, 400
CPC B65D 5/42; B65D 5/4258; B65D 81/60; B65D 81/365; B65D 81/366; B65D 81/368; B65D 2203/00; B65D 2203/02; B65D 37/00; B65D 77/00; B65D 97/00; A63H 33/16

See application file for complete search history.

(56) **References Cited**

U.S. PATENT DOCUMENTS

D572,596 S * 7/2008 Rim D9/643
D694,117 S * 11/2013 Seo D9/643

D751,412 S * 3/2016 Gang D9/643
D774,916 S * 12/2016 Kwon D9/643
D774,917 S * 12/2016 Kwon D9/643
D774,918 S * 12/2016 Kwon D9/643
D799,334 S * 10/2017 Na D9/643
D800,575 S * 10/2017 Na D9/643

OTHER PUBLICATIONS

Japanese Patent Office, Non-Final Rejection in Japanese Application No. 2018-015236, dated Sep. 26, 2018.

* cited by examiner

Primary Examiner — Sandra L Morris

(74) *Attorney, Agent, or Firm* — Leydig Voit & Mayer

(57) **CLAIM**

The ornamental design for a bag for food packing, as shown and described.

DESCRIPTION

The patent or application file contains at least one drawing executed in color. Copies of this patent or patent application publication with color drawing(s) will be provided by the Office upon request and payment of the necessary fee.

FIG. 1 is a perspective view of a bag for food packing showing our new design.

FIG. 2 is a front elevational view thereof;

FIG. 3 is a rear elevational view thereof;

FIG. 4 is a left side elevational view thereof;

FIG. 5 is a right side elevational view thereof;

FIG. 6 is a top plan view thereof; and,

FIG. 7 is a bottom plan view thereof.

1 Claim, 7 Drawing Sheets
(7 of 7 Drawing Sheet(s) Filed in Color)





FIG. 1



FIG. 2

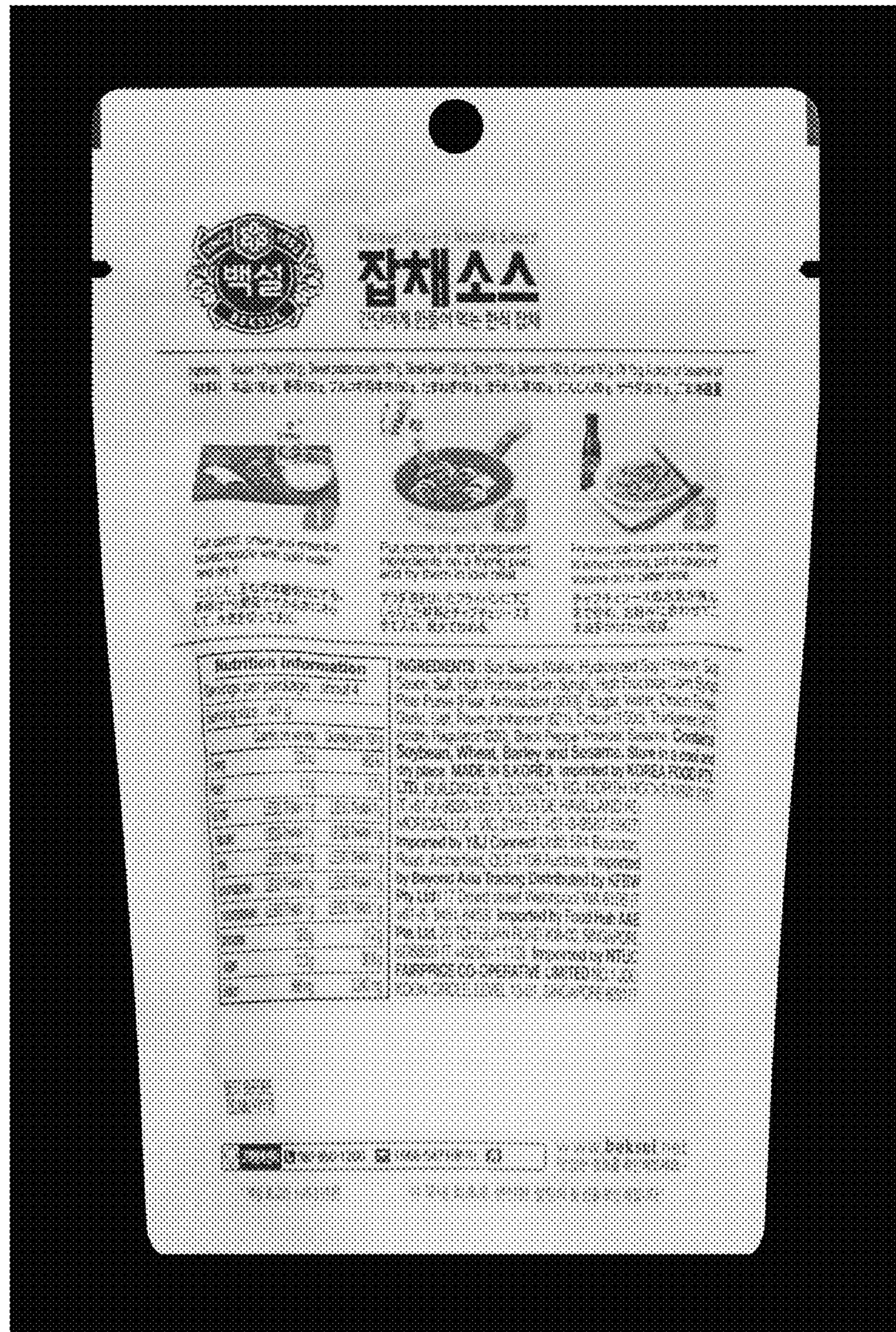


FIG. 3




FIG. 4




FIG. 5



FIG. 6

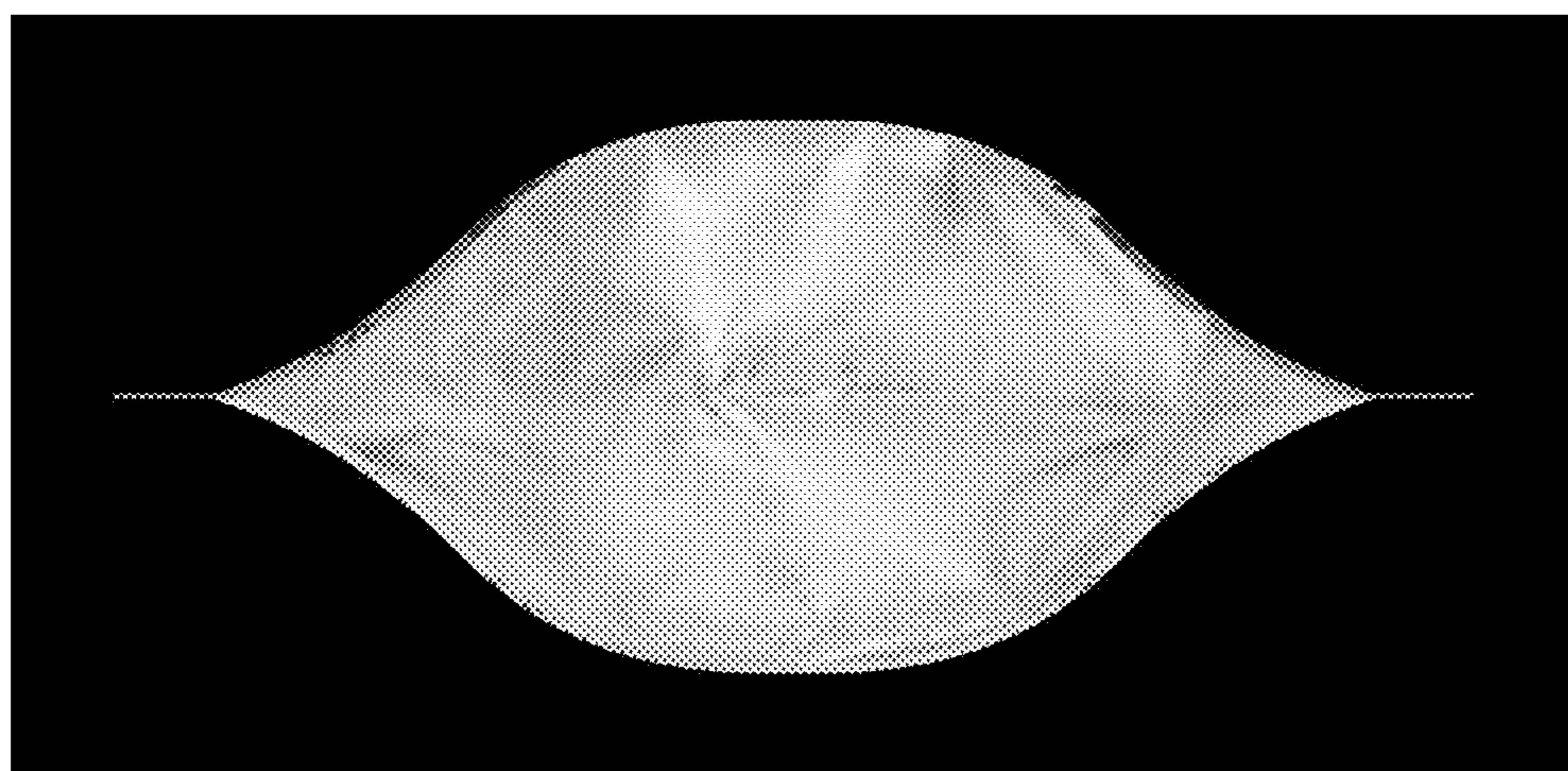


FIG. 7