



US00D858301S

(12) **United States Design Patent** (10) **Patent No.:** **US D858,301 S**
Lowery et al. (45) **Date of Patent:** **** Sep. 3, 2019**

(54) **PACKAGING**

- (71) Applicant: **The Procter & Gamble Company**,
Cincinnati, OH (US)
- (72) Inventors: **Jennifer Lowery**, Cincinnati, OH (US);
Rob Alexander, San Francisco, CA
(US); **Heather Beck**, San Francisco,
CA (US); **Dominique Mao**, San
Francisco, CA (US)
- (73) Assignee: **The Procter & Gamble Company**,
Cincinnati, OH (US)
- (**) Term: **15 Years**
- (21) Appl. No.: **29/634,537**
- (22) Filed: **Jan. 23, 2018**
- (30) **Foreign Application Priority Data**

Jul. 28, 2017 (WO) 4230501

(51) **LOC (12) Cl.** **09-01**

(52) **U.S. Cl.**
USPC **D9/629**; D89/600; D89/432

(58) **Field of Classification Search**
USPC D3/270, 271.1–271.4; D7/510, 514–520,
D7/599, 604, 613, 619.2, 623, 628;
(Continued)

(56) **References Cited**

U.S. PATENT DOCUMENTS

- 3,098,600 A * 7/1963 Hagan B65D 5/0227
D9/432
- D382,476 S * 8/1997 Bell D9/629
(Continued)

Primary Examiner — Sandra L Morris

(74) *Attorney, Agent, or Firm* — Wednesday G. Shipp

(57) **CLAIM**

The ornamental design for packaging or the like, as shown and described above.

DESCRIPTION

The file of this patent contains at least one drawing/photograph executed in color. Copies of this patent with color drawing(s)/photograph(s) will be provided by the Office upon request and payment of the necessary fee.

FIG. 1 is a perspective view of the first embodiment for packaging;

FIG. 2 is a front view of the embodiment of the package shown in FIG. 1;

FIG. 3 is a back view of the embodiment of the package shown in FIG. 1;

FIG. 4 is a left side view of the embodiment of the package shown in FIG. 1;

FIG. 5 is a right side view of the embodiment of the package shown in FIG. 1;

FIG. 6 is a bottom view of the embodiment of the package shown in FIG. 1;

FIG. 7 is a top view of the embodiment of the package shown in FIG. 1;

FIG. 8 is a perspective view of the second embodiment for packaging;

FIG. 9 is a front view of the embodiment of the package shown in FIG. 8;

FIG. 10 is a back view of the embodiment of the package shown in FIG. 8;

FIG. 11 is a left side view of the embodiment of the package shown in FIG. 8;

FIG. 12 is a right side view of the embodiment of the package shown in FIG. 8;

FIG. 13 is a bottom view of the embodiment of the package shown in FIG. 8;

FIG. 14 is a top view of the embodiment of the package shown in FIG. 8;

FIG. 15 is a perspective view of the third embodiment for packaging;

FIG. 16 is a front view of the embodiment of the package shown in FIG. 15;

FIG. 17 is a back view of the embodiment of the package shown in FIG. 15;

(Continued)

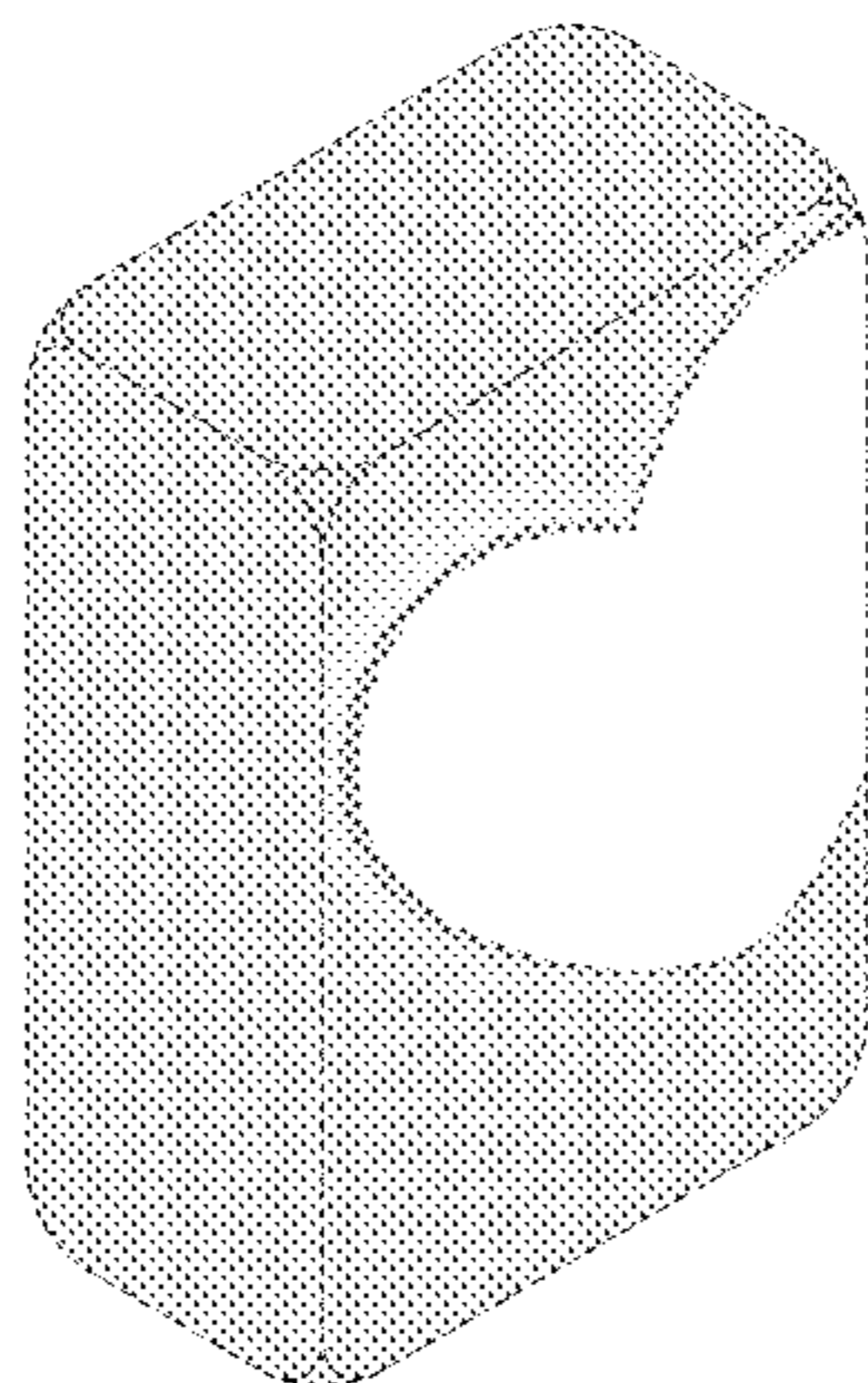


FIG. 18 is a left side view of the embodiment of the package shown in FIG. 15;
FIG. 19 is a right side view of the embodiment of the package shown in FIG. 15;
FIG. 20 is a bottom view of the embodiment of the package shown in FIG. 15; and,
FIG. 21 is a top view of the embodiment of the package shown in FIG. 15.
Broken lines are included for the purpose of illustrating environment and form no part of the claimed design.

1 Claim, 21 Drawing Sheets
(21 of 21 Drawing Sheet(s) Filed in Color)

(58) **Field of Classification Search**
USPC D9/600, 614, 621-629, 667, 414-418,
D9/430-434; 206/457, 459.5, 527;
215/381-384, 400

CPC B65D 5/42; B65D 5/4258; B65D 81/60;
B65D 81/365; B65D 81/366; B65D
81/368; B65D 2203/00; B65D 2203/02;
B65D 37/00; B65D 77/00; B65D 97/00;
A63H 33/16

See application file for complete search history.

(56)

References Cited

U.S. PATENT DOCUMENTS

D725,479	S	*	3/2015	Ajichi	D9/629
D729,069	S	*	5/2015	Ajichi	D9/629
D730,741	S	*	6/2015	Reinmuth	D9/629
D751,917	S	*	3/2016	Reinmuth	D9/629
D772,072	S	*	11/2016	Klopp	D9/629
D801,799	S	*	11/2017	Boston	B65D 5/0227 D9/629

* cited by examiner

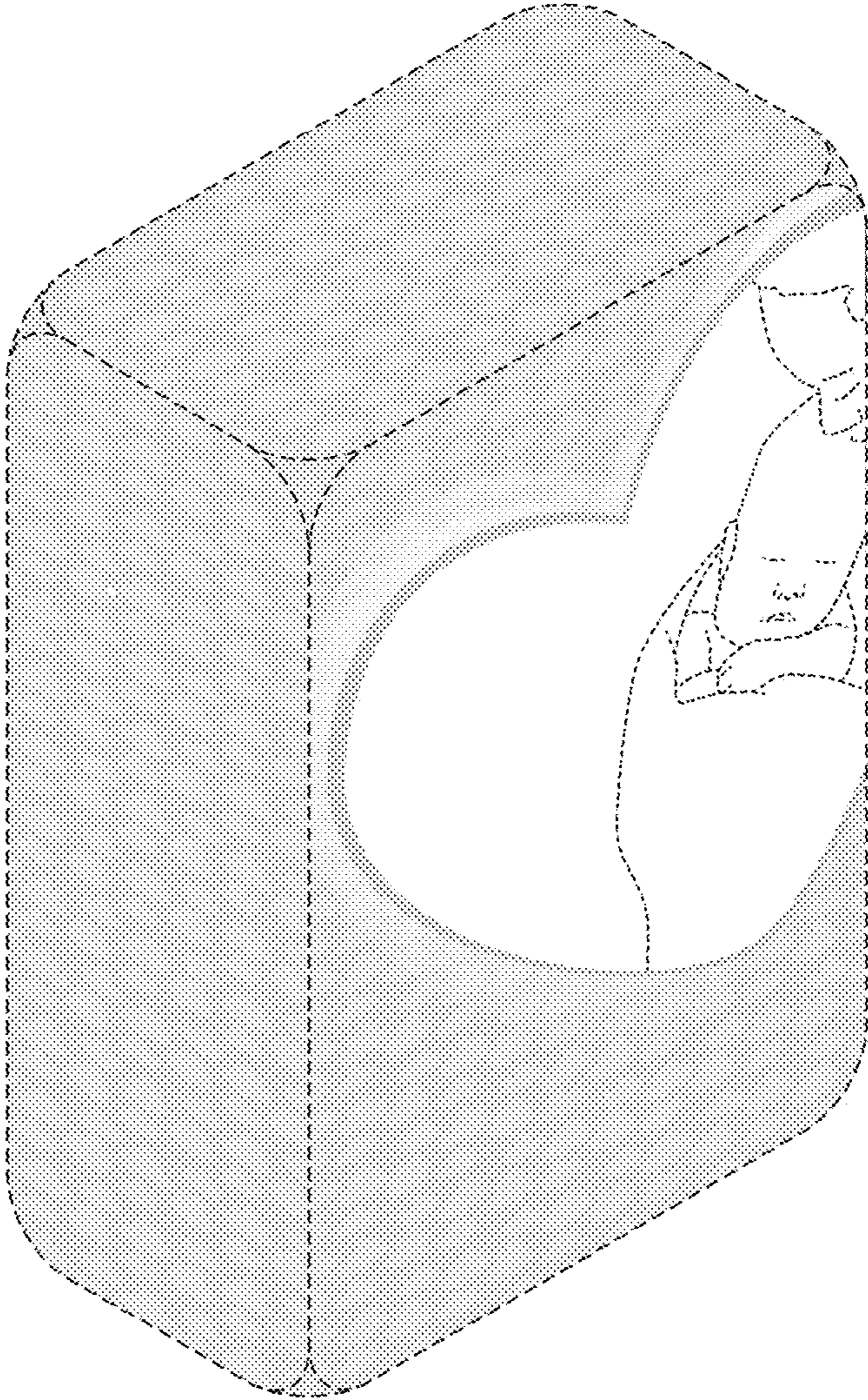


FIG. 1




FIG. 2




FIG. 3




FIG. 4




FIG. 5




FIG. 6




FIG. 7

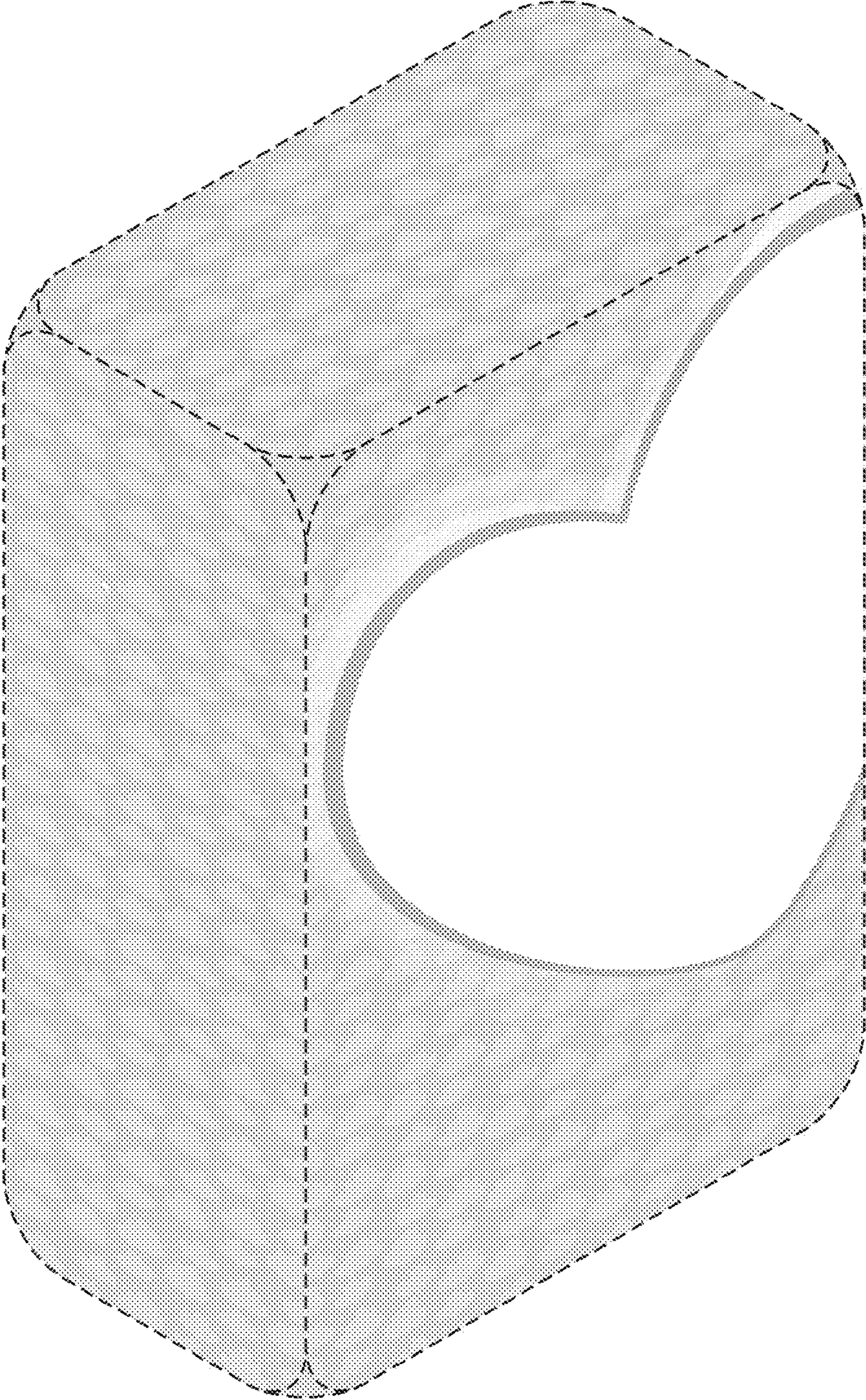


FIG. 8




FIG. 9




FIG. 10




FIG. 11




FIG. 12




FIG. 13




FIG. 14

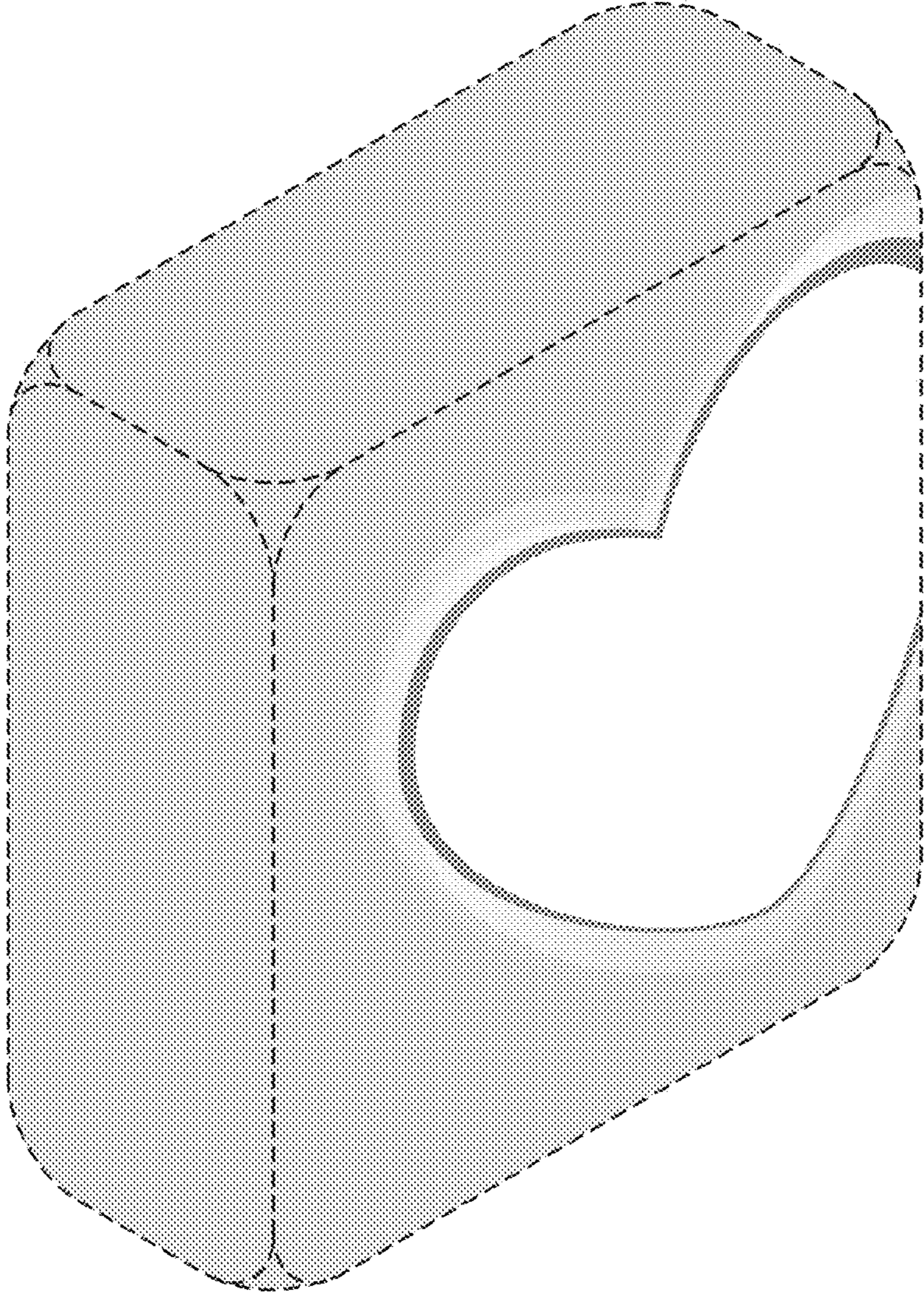


FIG. 15




FIG. 16




FIG. 17




FIG. 18




FIG. 19




FIG. 20




FIG. 21