



US00D858298S

(12) **United States Design Patent** (10) **Patent No.:** **US D858,298 S**
Kim et al. (45) **Date of Patent:** **** Sep. 3, 2019**

(54) **BAG FOR FOOD PACKING**
(71) Applicant: **CJ CHEILJEDANG CORPORATION**, Seoul (KR)
(72) Inventors: **Yun Kyung Kim**, Seoul (KR); **Yul Joong Kim**, Seoul (KR); **Kang Kook Lee**, Seoul (KR)
(73) Assignee: **CJ CHEILJEDANG CORPORATION**, Seoul (KR)

D764,302 S * 8/2016 Lee D9/643
D774,916 S * 12/2016 Kwon D9/643
D774,917 S * 12/2016 Kwon D9/643
D774,918 S * 12/2016 Kwon D9/643
D777,582 S * 1/2017 Kwon D9/643
D800,575 S * 10/2017 Na D9/643
D817,773 S * 5/2018 Kim D9/643

* cited by examiner

Primary Examiner — Sandra L Morris

(74) *Attorney, Agent, or Firm* — Leydig Voit & Mayer

(**) Term: **15 Years**

(21) Appl. No.: **29/647,152**

(22) Filed: **May 10, 2018**

(30) **Foreign Application Priority Data**

Nov. 22, 2007 (KR) 30-2017-0054749

(51) **LOC (12) Cl.** **09-01**

(52) **U.S. Cl.**
USPC **D9/603; D9/643; D9/707**

(58) **Field of Classification Search**
USPC D3/270, 271.1–271.4; D7/510, 514–520, D7/599, 604, 613, 619.2, 623, 628; D9/600–604, 643, 652, 702, 707–710; 206/457, 459.5, 527; 215/381–384, 400
CPC B65D 5/42; B65D 5/4258; B65D 81/60; B65D 81/365; B65D 81/366; B65D 81/368; B65D 2203/00; B65D 2203/02; B65D 37/00; B65D 77/00; B65D 97/00; A63H 33/16

See application file for complete search history.

(56) **References Cited**

U.S. PATENT DOCUMENTS

D86,702 S * 4/1932 Delich D9/603
D677,167 S * 3/2013 Lim D9/603
D711,245 S * 8/2014 Lee D9/643
D756,767 S * 5/2016 Kwon D9/643

(57) **CLAIM**

The ornamental design for a bag for food packing, as shown and described.

DESCRIPTION

The patent or application file contains at least one drawing executed in color. Copies of this patent or patent application publication with color drawing(s) will be provided by the Office upon request and payment of the necessary fee.

FIG. 1 is a perspective view of a bag for food packing showing our new design.

FIG. 2 is a front elevational view thereof;

FIG. 3 is a rear elevational view thereof;

FIG. 4 is a left side elevational view thereof;

FIG. 5 is a right side elevational view thereof;

FIG. 6 is a top plan view thereof; and,

FIG. 7 is a bottom plan view thereof.

1 Claim, 7 Drawing Sheets

(7 of 7 Drawing Sheet(s) Filed in Color)





FIG. 1




FIG. 2

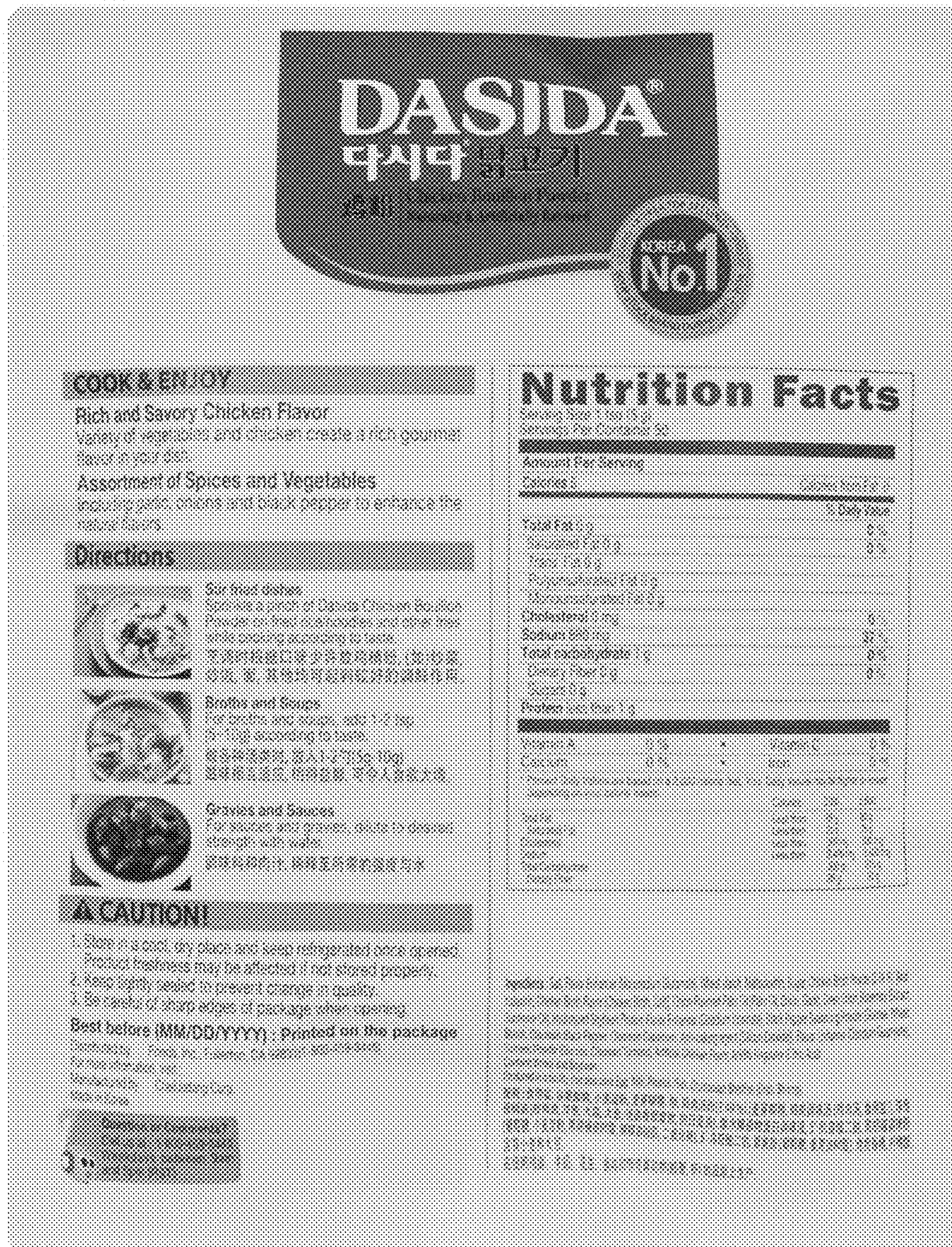


FIG. 3




FIG. 4




FIG. 5




FIG. 6



FIG. 7