



US00D858282S

(12) **United States Design Patent** (10) **Patent No.:** **US D858,282 S**
Han (45) **Date of Patent:** **** Sep. 3, 2019**

(54) **CAP FOR A MEDICINE CONTAINER** 3,146,484 A * 9/1964 Lussier A46B 11/0013
401/186
(71) Applicant: **DTS MG Co., Ltd**, Seoul (KR) D245,856 S * 9/1977 Grube D23/223
D272,235 S * 1/1984 Orlando D9/436
(72) Inventor: **Ki Soo Han**, Seoul (KR) D426,301 S * 6/2000 Stromblad D24/119
D428,142 S * 7/2000 Stromblad D24/119
(73) Assignee: **DTS MG CO., LTD**, Seoul (KR) D432,648 S * 10/2000 Stromblad D24/119
D452,044 S * 12/2001 Goetschi D28/20
D503,539 S * 4/2005 Tani D4/114
(**) Term: **15 Years** D510,863 S * 10/2005 Juhng D9/436
(21) Appl. No.: **29/656,684** (Continued)

FOREIGN PATENT DOCUMENTS

(22) Filed: **Jul. 16, 2018**
(51) **LOC (12) Cl.** **09-07**
(52) **U.S. Cl.**
USPC **D9/436**; D9/447; D9/723; D28/7;
D4/114; D4/136; D24/119

EM 005506284-0001 * 8/2018
Primary Examiner — Michael A. Pratt
Assistant Examiner — Wendy L Arminio
(74) *Attorney, Agent, or Firm* — Lex IP Meister, PLLC

(58) **Field of Classification Search**
USPC D9/428, 429, 432, 434, 435, 436, 439,
D9/440, 443, 444, 445, 447, 449-455,
D9/499, 500, 503, 504, 705, 448, 682,
D9/685, 442, 695, 723; D7/317, 387,
D7/391, 392, 392.1, 393, 396.1, 396.2,
D7/509-511, 538, 900; D3/202, 203.2,
D3/294, 302, 318; D28/91, 7; D23/226;
D4/114, 119, 136; D24/119
CPC .. A61J 1/00; A61J 1/1412; B65D 1/00; B65D
1/02; B65D 1/10; B65D 1/46; B65D
2585/56; B65D 2585/545; B65D 41/00;
B65D 41/38; B65D 41/56; B65D 41/62;
B65D 47/00; B65D 47/06; B65D 47/08;
B65D 2543/00046; B65D 2543/00092;
B65D 2543/00296; B65D 5/46; B65D
2251/00

(57) **CLAIM**
The ornamental design for a cap for a medicine container, as shown and described.

See application file for complete search history.

DESCRIPTION

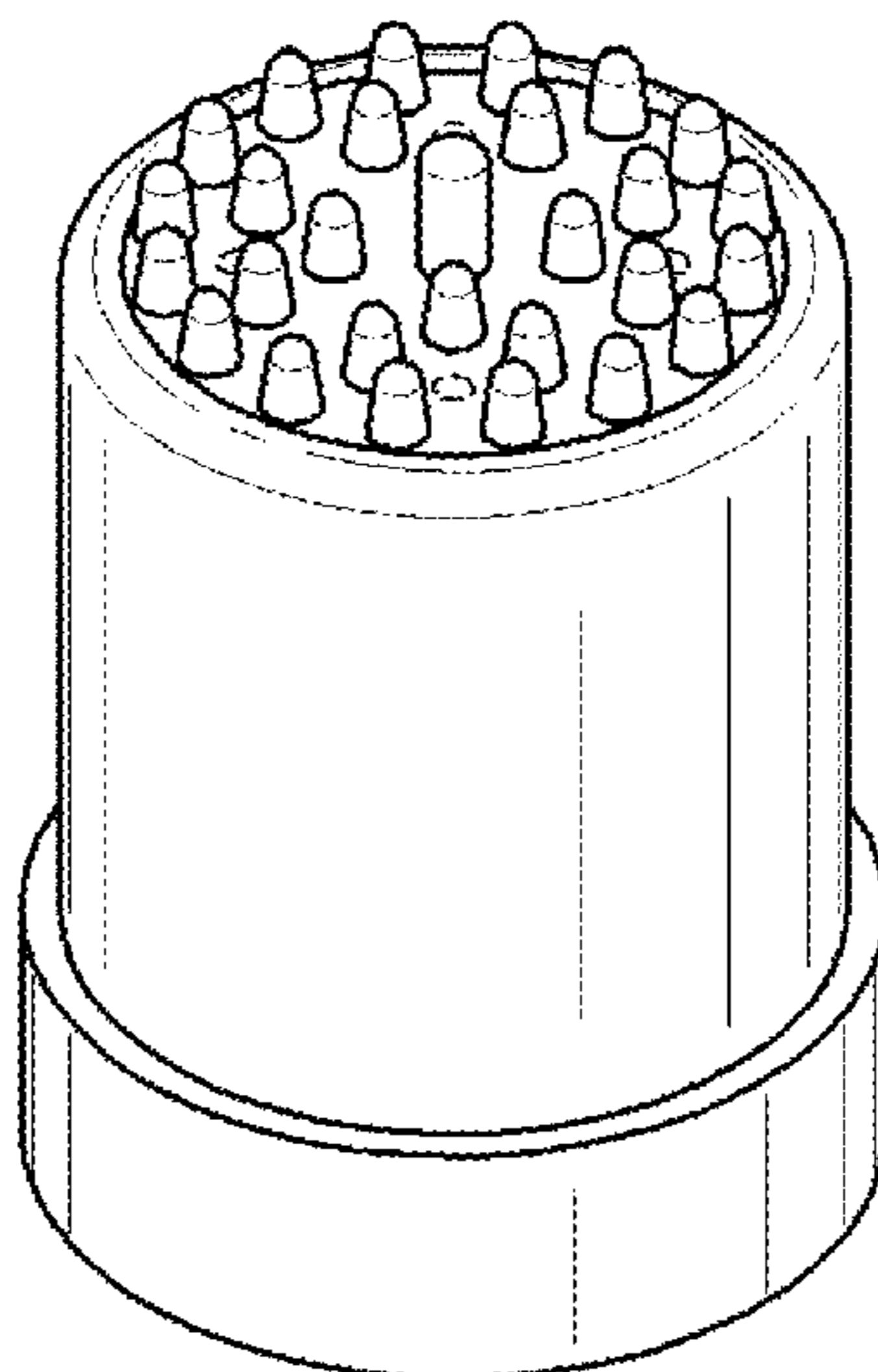
(56) **References Cited**

U.S. PATENT DOCUMENTS

1,595,327 A * 8/1926 Van Sant A61H 7/003
601/154
1,801,196 A * 4/1931 Grove A45D 27/18
132/290

FIG. 1 is a perspective view of a cap for a medicine container showing our new design;
FIG. 2 is a front elevational view thereof;
FIG. 3 is a rear elevational view thereof;
FIG. 4 is a left side elevational view thereof;
FIG. 5 is a right side elevational view thereof;
FIG. 6 is a top plan view thereof;
FIG. 7 is a bottom plan view thereof; and,
FIG. 8 is a reference view thereof showing the cap for a medicine container in a position of use on an unclaimed container drawn in broken lines.
The broken lines illustrating a container depict environment and form no part of the claimed design. All other broken lines depict portions of the cap for a medicine container that form no part of the claimed design.

1 Claim, 8 Drawing Sheets



(56)

References Cited

U.S. PATENT DOCUMENTS

D514,328 S *	2/2006	Huang	D24/211
D518,915 S *	4/2006	Angeletta	D9/447
D555,831 S *	11/2007	Chan	D28/7
D608,097 S *	1/2010	Zanjani	D4/114
D612,614 S *	3/2010	Maxwell	D4/114
D654,792 S *	2/2012	Bertelsen	D9/436
D656,819 S *	4/2012	Porter	D9/436
D668,052 S *	10/2012	Maxwell	D4/114
D689,364 S *	9/2013	Sanders	D9/436
D701,120 S *	3/2014	Sanders	D9/436

* cited by examiner

FIG. 1

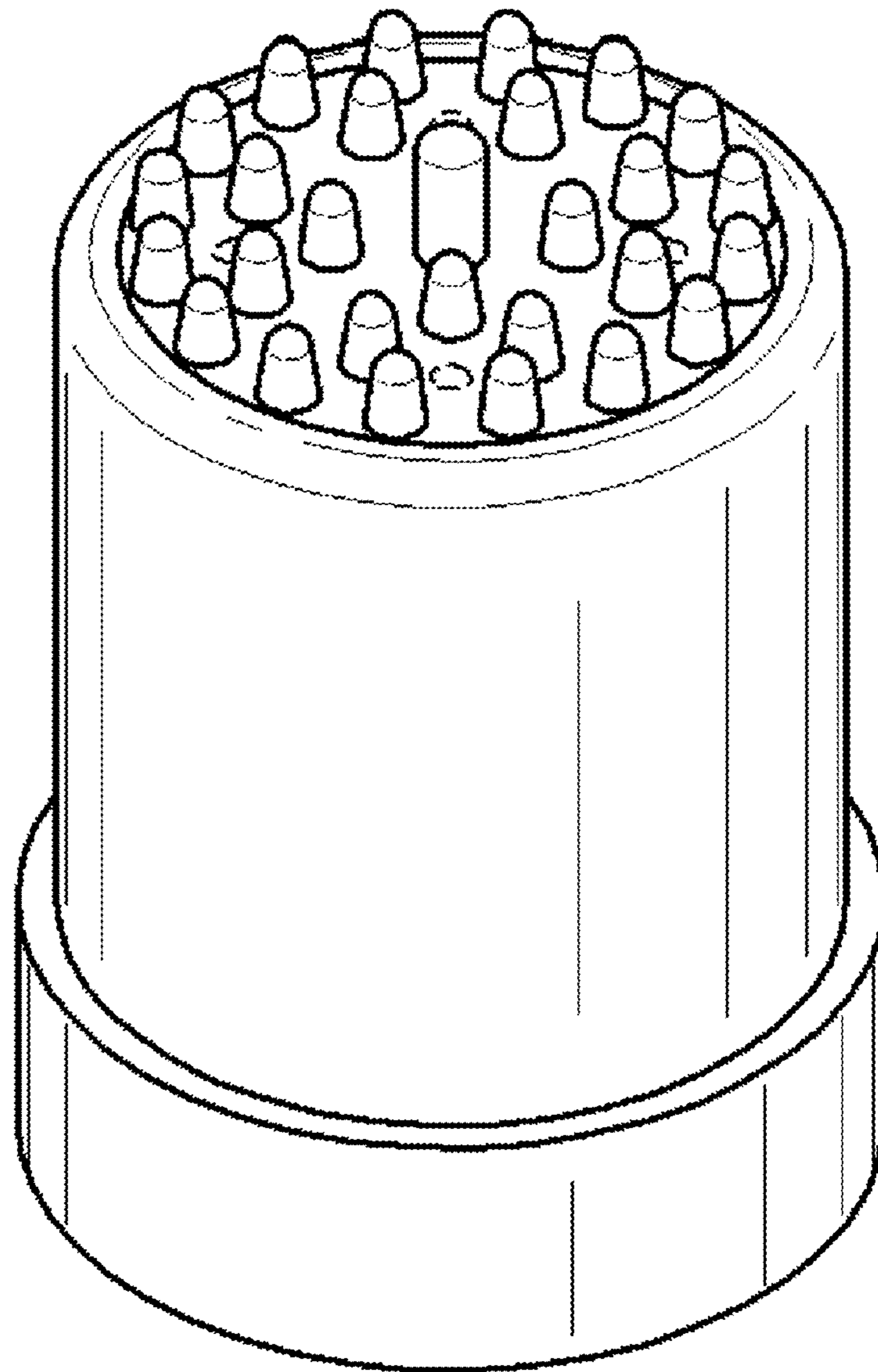


FIG. 2




FIG. 3




FIG. 4




FIG. 5




FIG. 6

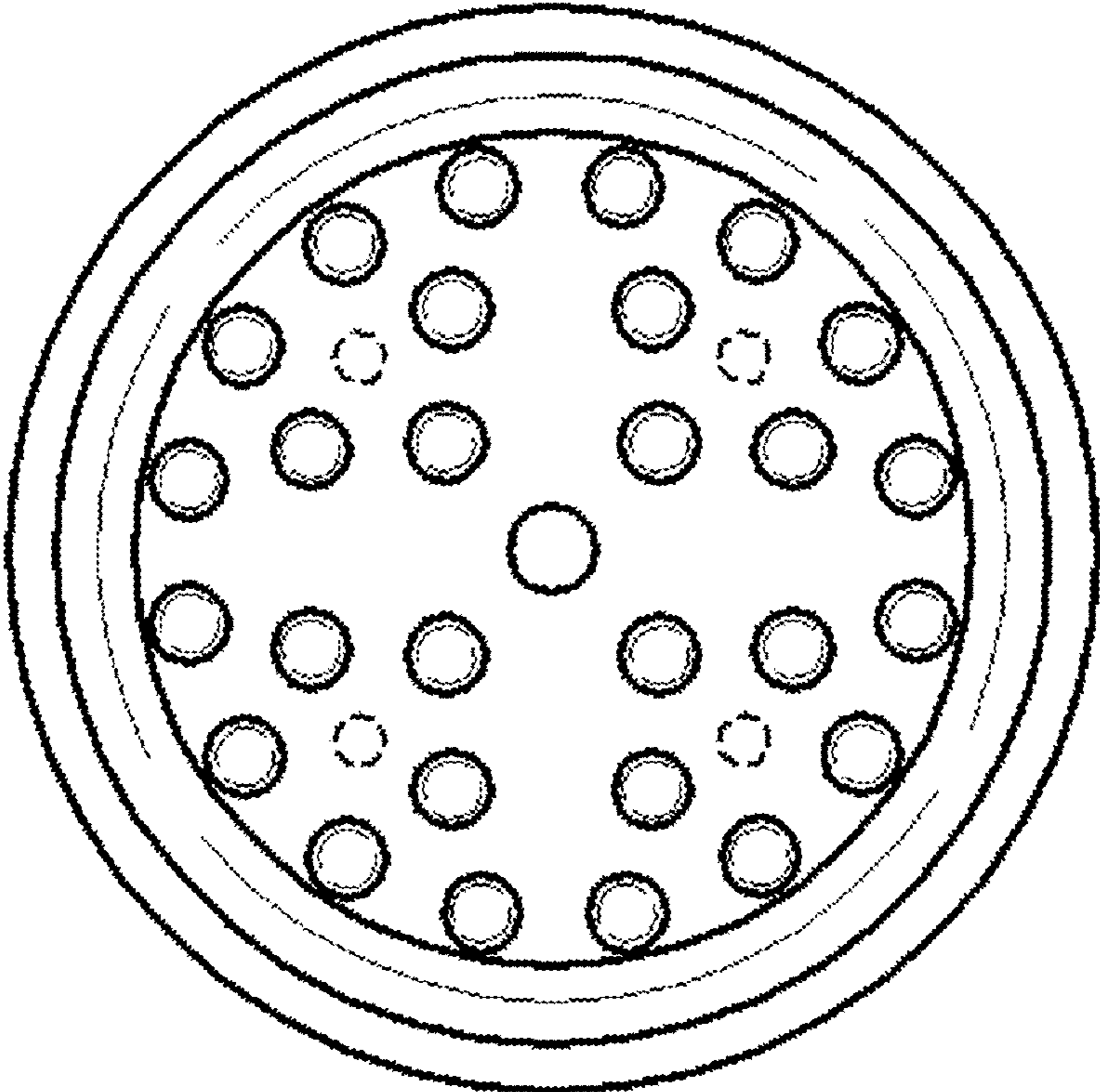


FIG. 7

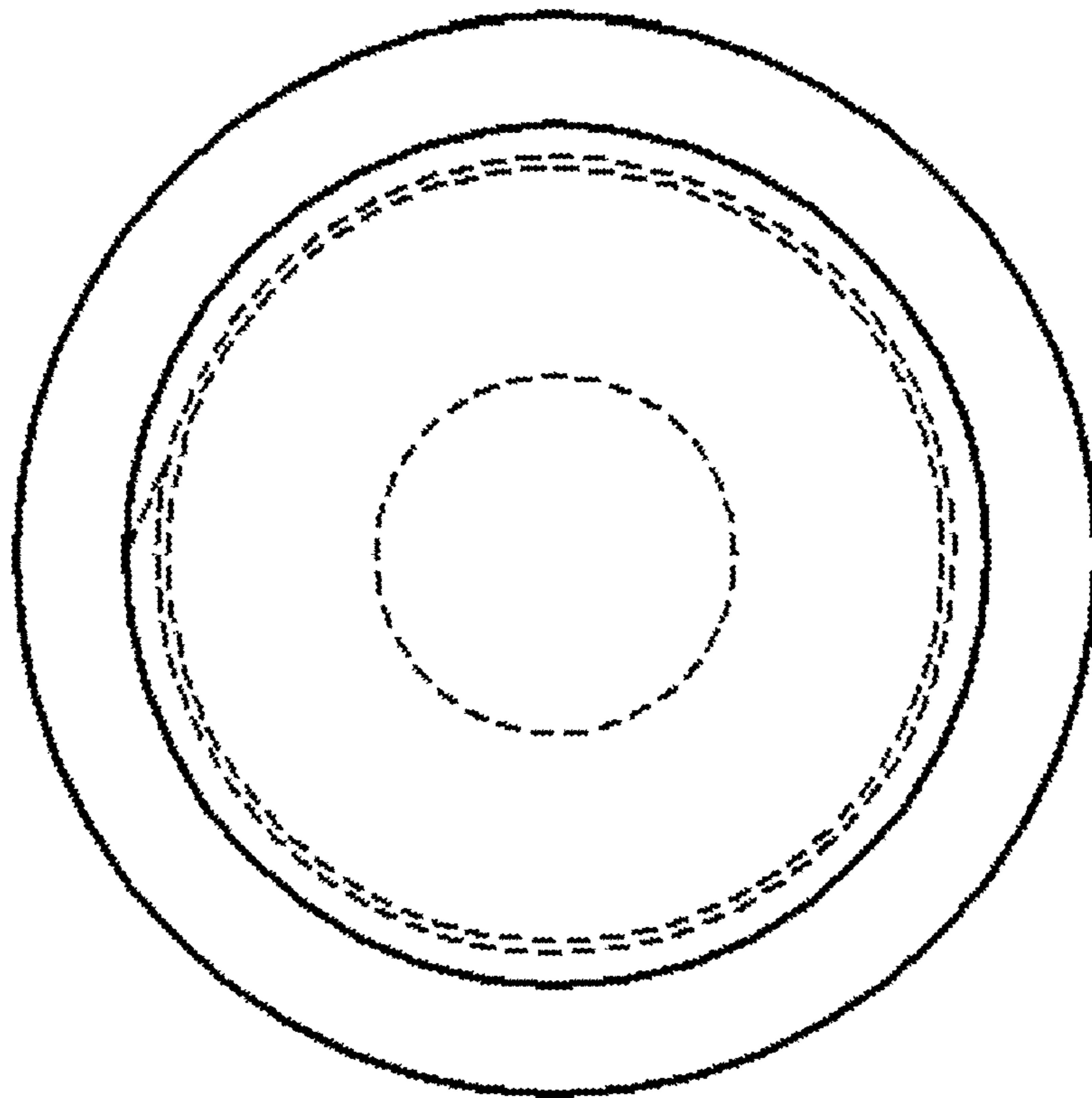


FIG. 8

